

GENEBRE

Be water, be Genebre



LÍNEA INDUSTRIAL

INDUSTRIAL LINE

Actualización 2019



2018

Be water, be Genebre

El agua es un bien fundamental para la vida y el planeta, pero también un recurso escaso y limitado. Estamos acostumbrados a verla correr, la usamos diariamente para todo y, hasta hace poco, se creía inagotable. Sin embargo, hoy sabemos que no es así y que para su conservación en el futuro se necesita una actitud responsable diaria y una mayor conciencia ambiental de cada uno de nosotros.

Este ha sido el punto de partida del Grupo Genebre desde sus orígenes. Personas concienciadas que aplicamos esta filosofía en todos y cada uno de nuestros procesos y productos. Porque podemos soñar en un futuro más sostenible, pero para que este sueño se haga realidad debemos empezar desde nuestras propias acciones.

Water is an essential resource for life and for the planet. At the same time, water is also scarce and limited. In our minds, water is always running, and until recently, it was thought to be in endless supply. However, today we know that this is not the case. In order to save water in the future, we need to have a responsible attitude every day, as well as a greater environmental awareness.

This has been the Genebre Group's philosophy since the beginning. Genebre is made up of conscious individuals who apply this philosophy to each and every one of our processes and products. We can dream about a more sustainable future, but in order to make this dream a reality, we have to start today, with our individual actions.



Genebre



Empresa líder en válvulas y accesorios para el control de fluidos

Genebre es una empresa líder y un referente mundial en la fabricación de válvulas y accesorios para el control de fluidos y grifería de alta calidad. Controlamos todos los procesos de creación, dando respuesta a las necesidades particulares de cada mercado: desde el concepto inicial y el diseño del producto, a la producción y la comercialización. Desde su fundación en 1981 hasta nuestros días, combinamos una gran capacidad de innovación y una clara apuesta por el mercado global.

Leading company in valves and accessories for fluid control

Genebre is a leading company and world reference in fluid control and high quality taps. We control all of the creation processes, responding to the specific needs of each market: from the initial concept and design of the product to the production and commercialization. Since its founding in 1981, we have combined important innovation skills with a strong commitment to the international market.

Valor diferencial

Nuestro valor diferencial se debe a nuestra manera diferente de actuación: I+D+i, técnicas avanzadas de fabricación, disponibilidad de stock, precios competitivos, un servicio al cliente muy cuidado y, sobre todo, responsabilidad medioambiental.

Differential value

Our differential value is due to our different approach: R+D+I, advanced production techniques, stock availability, competitive prices, specialized customer service, and above all, environmental awareness.

Nos gusta lo que hacemos, y nos gusta hacerlo bien.

We like what we do, and we like to do it well

GENEBRE TIENE IMPLANTADO UN SISTEMA DE GESTIÓN DE CALIDAD PARA EL DISEÑO Y LA PRODUCCIÓN DE VÁLVULAS DE CONTROL Y REGULACIÓN DE FLUIDOS Y GRIFERÍA.

- Este sistema está certificado de acuerdo a la norma UNE-EN-ISO 9001, por parte del prestigioso organismo certificador alemán TÜV Rheinland y revisado anualmente.
- Modelo Europeo de Excelencia Empresarial (EFQM) European Foundation for Quality Management.
- ISO 14001, certificación para el Sistema de Gestión Ambiental. Este sistema está certificado siguiendo la norma UNE-EN-ISO 14001, por parte del prestigioso organismo certificador alemán TÜV Rheinland.
- UNE 166.002:2006, sistema de gestión de la I+D+i.
- Marcado CE para las válvulas industriales de acuerdo a la Directiva de Equipos a Presión 2014/68/UE con certificación externa otorgada por TÜV Rheinland.
- Homologación y Marcado N de Aenor para la línea de válvulas de gas.
- Certificados de agua potable, confirmando el cumplimiento de los criterios sanitarios de la calidad del agua para el consumo humano RD 140/2003 de 07 de febrero (legislación española) y de la directiva europea 98/83/CE del Consejo Europeo del 03 de noviembre de 1998, relativa a la calidad de las aguas destinadas al consumo humano por el Laboratorio Oliver Rodes.
- Homologación CE y otras específicas para mercados como Bielorrusia, Chile, Polonia, Rusia, Ucrania.

GENEBRE HAS IMPLEMENTED A QUALITY MANAGEMENT SYSTEM TO CONTROL THE DESIGNING AND MANUFACTURING OF FLUID CONTROL VALVES, AS WELL AS HOME AND PUBLIC TAPS.

- This system complies with the requirements of the current international UNE-EN-ISO 9001, certified by the prestigious German certification organization TÜV Rheinland and reviewed annually.
- European Foundation for Quality Management (EFQM).
- ISO 14001, certification for the Environmental Management System. This system is certified according to the UNE-EN-ISO 14001, and also by TÜV Rheinland.
- UNE 166.002:2006, R+D+I Management System.
- CE stamp for industrial valves according to the Pressure Equipment Directive 2014/68/EU with external certification by TÜV Rheinland.
- N Aenor stamp for the gas valves line.
- Water quality certification, confirming compliance with the health criteria of water quality for human consumption (RD 140/2003 7 February - Spanish legislation), and the European Directive 98/83/EC of the European Council, 3 November 1998, relating to the water quality intended for human consumption by "Laboratorios Oliver Rodes".
- EC homologation and other specific certifications for markets in Belarus, Chile, Poland, Russia and Ukraine.



Sistema de Gestión
ISO 9001:2015
ISO 14001:2004

www.tuv.com
ID: 0910088022



Test de calidad del agua para valvulería y grifería
Water quality test for valves and taps



Nº AT/2002-02-1182
Homologación TIN Polonia



POCC ES A1077 B01804
Homologación Ghost Rusia



Around the world

**Estés donde estés,
estamos cerca de ti,
porque nuestro ámbito
de actuación es el mundo.**

Wherever you are, we are close
to you, because our field of
action is the world.

ESPAÑA / SPAIN

hidrosanitaria@genebre.es

www.genebre.es

Tel: 93 298 80 01

Fax: 93 298 80 06

INTERNACIONAL / INTERNATIONAL

exportacion@genebre.es

www.genebre.com

Europa / Europe: +34 93 298 80 15

Europa este / Eastern Europe: +34 93 298 80 19

América Latina / Latin America: +34 93 298 80 17

América del Norte / North America: +34 93 298 80 17

Fax: +34 93 298 80 08

HORARIO COMERCIAL / COMMERCIAL TIMETABLE:

8.30 h. - 13.30 h. / 15.00 h. - 18.00 h.

Viernes / Friday 8:00 h. - 16:00 H.

CORREO / MAILING ADDRESS

Edificio Genebre

Av. Joan Carles I, 46-48

Districto económico de L'Hospitalet

L'Hospitalet de Llobregat 08908

Barcelona (Spain)

OTROS TELÉFONOS / OTHER GENERAL TELEPHONE NUMBERS

Tel. Centralita / Central telephone number: +34 93 298 80 00

Administración / Administration: +34 93 298 80 02

Fax: +34 93 298 80 07

Servicio de Atención Técnica al Cliente / Technical Support telephone number: +34 902 504 203

Genebre Argentina: www.genebre.com.ar

Genebre do Brasil: www.genebre.com.br

También nos encontrarás en / You will also find us on:



Tenemos 7 oficinas propias en 3 continentes diferentes.

Contamos con representación comercial en 22 países.

Llegamos a más de 110 países.

We have 7 offices on 3 continents.

We count on sales representatives in 22 countries.

We reach more than 110 countries.



Offices

Barcelona (Spain) / São Paulo (Brazil) / Buenos Aires (Argentina) / Mexico City (Mexico) / Ningbo (China) / Florida (Uruguay) Hong Kong (China)

La fuerte apuesta por la internacionalización, la diversificación y la innovación son las claves de nuestro crecimiento.

Strong commitment to internationalization, diversification and innovation are key to our growth.

Index

01

VÁLVULAS INDUSTRIALES INDUSTRIAL VALVES

- Válvulas extremos roscados / Threaded ends p. 15-19
- Válvulas extremos soldables / Welded ends p. 19
- Válvulas mariposa / Butterfly valves p. 22-24
- Válvulas esfera tipo Wafer / Wafer type ball valves p. 25-26
- Válvulas de regulación / Regulation valves p. 26-33
- Válvulas de retención / Check valves p. 34-39
- Filtros / Strainers p. 39-40
- Válvulas extremos bridados / Flange ends p. 20,40-42
- Manguitos elásticos y de expansión / Rubber expansion joints p. 42-44
- Controladores de flujo / Liquid flow switches p. 44
- Válvulas de flotador / Floating valves p. 45

02

LÍNEA SANITARIA SANITARY LINE

- Válvulas de esfera / Ball valves p. 49-50
- Válvulas de retención / Check valves p. 50
- Válvulas mariposa / Butterfly valves p. 51
- Válvulas diafragma / Diaphragm valves p. 52
- Válvulas toma muestra / Sampling valves p. 53
- Accesorios línea sanitaria / Sanitary line accessories p. 53-56
- Automatización / Automation p. 56-61

03


AUTOMATIZACIÓN Y CONTROL AUTOMATION & CONTROL

- Válvulas neumáticas / Pneumatic valves p. 65-66
- Actuador neumático GN simple efecto / Gen air spring return pneumatic actuators p. 67-82
- Actuador neumático GN doble efecto / Gen air double acting pneumatic actuators p. 67-82
- Actuador neumático GNP simple efecto / GNP air spring return pneumatic actuators p. 66-83
- Actuador neumático GNP doble efecto / GNP air double acting pneumatic actuators p. 66-83
- Actuador eléctrico monofásico / Electric actuators p. 93-102
- Actuador eléctrico trifásico / Tri-phasic electric actuators p. 95-102
- Electroválvulas / Solenoid valves p. 83-34
- Posicionadores / Positioners p. 84-85
- Reductores / Gear operators p. 85-86
- Microrruptores final de carrera / Microswitches end stop p. 87-88
- Extensores / Extensions for valves p. 89

01



02



03





04

04 FITTINGS INOXIDABLES STAINLESS STEEL FITTINGS

Fittings inoxidables / Stainless steel fittings p. 107-110
Rácores con bicono en acero inoxidable 316 /
316 stainless steel compression fittings p. 111-114



05

05 INSTRUMENTACIÓN INDUSTRIAL INDUSTRIAL INSTRUMENTATION

Manómetros / Pressure gauges p. 117
Termómetros / Thermometers p. 118-120
Sondas / Probes p. 120
Convertidores / Indicators p. 121
Relés / Relays p. 121
Reguladores / Regulators p. 122
Transmisores de presión / Pressure transmitters p. 122
Transmisores de humedad / Humidity transmitters p. 123

RECAMBIOS PARA VÁLVULAS DE ESFERA SPARE PARTS FOR BALL VALVES

p. 125

CONDICIONES GENERALES DE VENTA GENERAL SALES CONDITIONS


p. 126

ÍNDICE POR ARTÍCULO / ARTICLE INDEX

| Nº Artículo Article No. | Nº Página Page No. | Nº Artículo Article No. | Nº Página Page No. | Nº Artículo Article No. | Nº Página Page No. | Nº Artículo Article No. | Nº Página Page No. |
|----------------------------|-----------------------|----------------------------|-----------------------|----------------------------|-----------------------|----------------------------|-----------------------|
| 0090 | 119 | 2025V | 049 | 2234N | 031 | 2528V | 050 |
| 0090N | 119 | 2026 | 018 | 2234S | 031 | 2529 | 043 |
| 0092 | 119 | 2026V | 049 | 2240 | 031 | 2540 | 044 |
| 0092N | 119 | 2027 | 018 | 2250 | 031 | 2541 | 044 |
| 0120 | 119 | 2027V | 049 | 2252 | 032 | 2829 | 044 |
| 0120N | 119 | 2034 | 019 | 2252N | 032 | 2830 | 044 |
| 0130 | 119 | 2034N | 019 | 2253 | 032 | 2830N | 044 |
| 0130N | 119 | 2034S | 019 | 2253N | 032 | 2831 | 045 |
| 0149 | 120 | 2035 | 021 | 2256 | 032 | 2831A | 045 |
| 0150 | 120 | 2040 | 019 | 2257 | 033 | 2833 | 045 |
| 0180 | 120 | 2041 | 019 | 2260 | 033 | 2834 | 046 |
| 0180N | 120 | 2048 | 020 | 2272 | 033 | 2835AE | 046 |
| 0240 | 120 | 2052 | 020 | 2280 | 033 | 2835E | 046 |
| 0240N | 120 | 2053 | 020 | 2282 | 034 | 2848 | 047 |
| 0241 | 121 | 2100 | 025 | 2284 | 034 | 2850 | 047 |
| 0241N | 121 | 2100D | 025 | 2285 | 034 | 2852 | 048 |
| 0245 | 121 | 2101 | 022 | 2285N | 034 | 2856 | 048 |
| 0270 | 121 | 2102 | 021 | 2286 | 034 | 2918 | 055 |
| 0270N | 121 | 2103 | 024 | 2287 | 035 | 2919 | 055 |
| 0280 | 121 | 2104 | 022 | 2401 | 035 | 2921 | 055 |
| 0280N | 121 | 2105 | 026 | 2402 | 035 | 2922 | 055 |
| 0285 | 122 | 2108 | 023 | 2406 | 035 | 2932 | 056 |
| 0290 | 122 | 2108A | 023 | 2413 | 036 | 2933 | 056 |
| 0290N | 122 | 2109 | 024 | 2415 | 036 | 2934 | 056 |
| 0300 | 122 | 2110 | 026 | 2416 | 036 | 2935 | 056 |
| 0300N | 122 | 2113 | 025 | 2417 | 037 | 2936 | 057 |
| 0312 | 122 | 2114 | 025 | 2430 | 036 | 2940 | 057 |
| 0340 | 122 | 2114D | 025 | 2430N | 036 | 2941E | 057 |
| 0340N | 122 | 2115 | 026 | 2435 | 037 | 2942E | 057 |
| 0341 | 123 | 2118 | 026 | 2440 | 037 | 2943E | 058 |
| 0341N | 123 | 2119 | 027 | 2441 | 038 | 2944 | 058 |
| 0399 | 123 | 2220 | 027 | 2442 | 037 | 2945 | 058 |
| 0399N | 123 | 2220N | 027 | 2445 | 038 | 2946 | 059 |
| 2001 | 015 | 2221 | 027 | 2446 | 038 | 2947 | 059 |
| 2002 | 015 | 2222 | 027 | 2447 | 038 | 2949 | 058 |
| 2004 | 015 | 2223 | 027 | 2448 | 039 | 2950 | 059 |
| 2005 | 015 | 2224 | 027 | 2450 | 039 | 2951 | 059 |
| 2006 | 015 | 2225 | 028 | 2451 | 039 | 2952 | 060 |
| 2007 | 016 | 2225N | 028 | 2452 | 039 | 2954 | 060 |
| 2007N | 016 | 2226 | 028 | 2453 | 040 | 2955 | 060 |
| 2008 | 016 | 2226N | 028 | 2458 | 040 | 2956 | 060 |
| 2009 | 016 | 2228 | 029 | 2460 | 040 | 2957 | 061 |
| 2010 | 016 | 2229A | 029 | 2460N | 040 | 2981 | 061 |
| 2011 | 017 | 2230 | 028 | 2461 | 041 | 2982 | 061 |
| 2013 | 017 | 2231 | 029 | 2461A | 041 | 2983 | 061 |
| 2014 | 017 | 2232A | 030 | 2525 | 042 | 2984 | 062 |
| 2014N | 017 | 2232N | 030 | 2526A | 042 | 2985 | 062 |
| 2015 | 017 | 2232S | 030 | 2526AV | 050 | 2986 | 062 |
| 2015V | 049 | 2233A | 031 | 2528 | 043 | 2987 | 062 |
| 2025 | 018 | 2233N | 030 | 2528A | 043 | 2988 | 063 |
| 2025N | 018 | 2233S | 030 | 2528AV | 050 | 3073 | 028 |

ÍNDICE POR ARTÍCULO / ARTICLE INDEX

| Nº Artículo Article No. | Nº Página Page No. | Nº Artículo Article No. | Nº Página Page No. | Nº Artículo Article No. | Nº Página Page No. | Nº Artículo Article No. | Nº Página Page No. |
|----------------------------|-----------------------|----------------------------|-----------------------|----------------------------|-----------------------|----------------------------|-----------------------|
| 3886 | 047 | 5315 | 099 | 5637 | 104 | 8034 | 132 |
| 3887 | 047 | 5328 | 099 | 5639 | 111 | 8035 | 132 |
| 4519 | 094 | 5330 | 051 | 5639 | 111 | 8036 | 132 |
| 4521 | 094 | 5332 | 051 | 5640 | 105 | 8037 | 132 |
| 4522 | 094 | 5334 | 101 | 5641 | 105 | 8039 | 133 |
| 4523 | 095 | 5508 | 092 | 5642 | 105 | 8045 | 133 |
| 4800 | 096 | 5508 | 093 | 5643 | 105 | 8046 | 133 |
| 4801 | 096 | 5508A | 093 | 5649 | 104 | 8047 | 134 |
| 4819 | 095 | 5508A | 094 | 5650 | 068 | 8048 | 134 |
| 4821 | 095 | 5519 | 088 | 5651E | 069 | 8050 | 134 |
| 4822 | 095 | 5525 | 082 | 5652E | 069 | 8063 | 134 |
| 5013 | 065 | 5525 | 082 | 5653E | 069 | 8064 | 137 |
| 5015 | 076 | 5526A | 083 | 5919 | 110 | 8065 | 135 |
| 5025 | 077 | 5526A | 083 | 5940 | 063 | 8066 | 135 |
| 5025 | 077 | 5528 | 084 | 5940 | 066 | 8067 | 135 |
| 5026 | 077 | 5528 | 084 | 5941E | 063 | 8069 | 135 |
| 5026 | 077 | 5528A | 085 | 5941E | 066 | 8070 | 135 |
| 5027 | 077 | 5528A | 085 | 5942E | 064 | 8071 | 136 |
| 5027 | 077 | 5529 | 086 | 5942E | 067 | 8075 | 136 |
| 5029 | 078 | 5529 | 086 | 5943E | 067 | 8077 | 136 |
| 5032 | 065 | 5540 | 081 | 5943E | 064 | 8080 | 136 |
| 5040 | 079 | 5541 | 081 | 5944 | 070 | 8081 | 136 |
| 5041 | 079 | 5605 | 109 | 5949 | 070 | 8081E | 136 |
| 5052 | 080 | 5608 | 113 | 5950 | 096 | 8085L | 137 |
| 5053 | 080 | 5608 | 113 | 5951 | 096 | 8090 | 135 |
| 5060 | 075 | 5608A | 114 | 5952 | 096 | 8095 | 135 |
| 5060N | 075 | 5608A | 114 | 5953 | 097 | 8112N | 127 |
| 5062 | 075 | 5611 | 112 | 5954 | 097 | 8114N | 127 |
| 5062N | 075 | 5611 | 112 | 5971 | 097 | 8165 | 137 |
| 5065 | 075 | 5613 | 068 | 5975 | 097 | 8180 | 137 |
| 5065A | 076 | 5615 | 109 | 5976 | 097 | 8401 | 124 |
| 5070 | 078 | 5618 | 110 | 5977 | 097 | 8401D | 124 |
| 5080 | 078 | 5621 | 104 | 5977A | 097 | 8402 | 124 |
| 5101 | 022 | 5625 | 106 | 5977B | 097 | 8402D | 124 |
| 5103 | 024 | 5625 | 106 | 5978 | 097 | 8403 | 124 |
| 5104 | 022 | 5626A | 107 | 5978A | 097 | 8403D | 124 |
| 5105 | 087 | 5626A | 106 | 5981 | 100 | 8404 | 125 |
| 5108 | 023 | 5628 | 107 | 5984 | 098 | 8404D | 125 |
| 5108A | 023 | 5628 | 107 | 5985 | 098 | 8404N | 125 |
| 5109 | 024 | 5628A | 108 | 5987 | 098 | 8404ND | 125 |
| 5111 | 089 | 5628A | 108 | 5987 | 098 | 8405 | 125 |
| 5113 | 089 | 5629 | 109 | 5987 20 | 099 | 8405D | 125 |
| 5113 | 090 | 5629 | 108 | 5988 | 100 | 8405N | 125 |
| 5114 | 092 | 5632 | 068 | 8010 | 131 | 8405ND | 126 |
| 5114 | 091 | 5633 | 111 | 8011 | 131 | 8406 | 126 |
| 5115 | 087 | 5633 | 110 | 8012 | 131 | 8406D | 126 |
| 5118 | 088 | 5634 | 112 | 8029 | 131 | 8406N | 126 |
| 5119 | 091 | 5634 | 113 | 8031 | 133 | 8406ND | 126 |
| 5119 | 090 | 5635 | 104 | 8032 | 132 | D2102 | 021 |
| 5309 | 100 | 5636 | 104 | 8033 | 132 | P5953 | 097 |





VÁLVULAS INDUSTRIALES

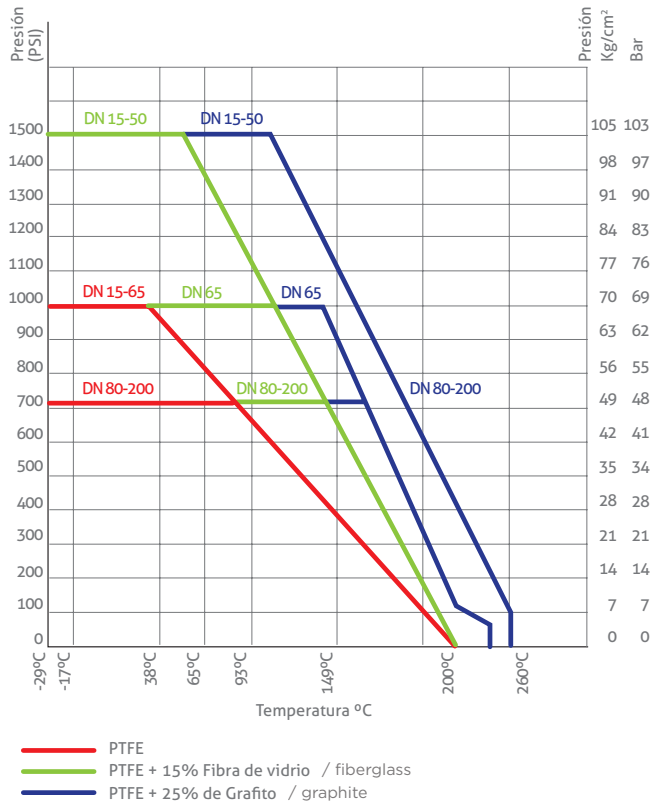
INDUSTRIAL VALVES

Selección completa de válvulas y accesorios para el control de fluidos, en sus diferentes tipologías y de diferentes materiales como acero inoxidable, acero al carbono, ...

A complete selection of valves and accessories for fluid control, using various materials such as stainless steel, carbon steel, etc.

VÁLVULAS INDUSTRIALES INDUSTRIAL VALVES

GRÁFICO DE RELACIÓN PRESIÓN - TEMPERATURA GRAPHIC OF PRESSURE-TEMPERATURE RELATIONSHIP



FACTORES DE CONVERSIÓN CONVERSION FACTORS

| PRESIÓN PRESSURE | | | |
|----------------------|----------------------|---------|----------|
| | Kg / cm ² | PSI | Bar |
| Kg / cm ² | 1 | 14,22 | 0,980665 |
| PSI | 0,070307 | 1 | 0,06895 |
| Bar | 1,0197 | 14,5038 | 1 |

| TEMPERATURA TEMPERATURE | | |
|-------------------------|---------------|---------------|
| | °C | °F |
| °C | 1 | 32+(1.8 x °C) |
| °F | °F - 32 / 1.8 | 1 |

EXPRESIÓN DE LA PÉRDIDA DE CARGA DE CARGA LOST CHARGE EXPRESSION

$$Q = Kv \sqrt{\frac{\Delta p}{\rho}}$$

Q = Caudal circulante (en m³/h)
Medium flow (in m³/h)

Kv = Coeficiente de caudal o de forma de cada válvula
Valve flow or shape coefficient

Δp = Pérdida de carga (en bar)
Head losses (in bar)

ρ = Masa específica (en Kg/m³)
Medium density (in Kg/m³)

CÁLCULO DE LA VELOCIDAD CALCULATION OF THE SPEED

$$V = 353,7 \frac{Q}{D^2}$$

V = Velocidad de circulación (en m/s)
Circulation speed (in m/s)

Q = Caudal (en m³/h)
Flow (in m³/h)

D = Diámetro de paso (en mm)
Bore diameter (in mm)

Ref. 2001



Válvula esfera paso reducido 1 pieza

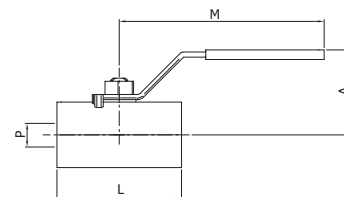
Const.: AISI 316 pulido. FV. Asientos PTFE. Extremos: Rosca gas ISO 7-1 (EN 10226-1). PN 63 Temp. -25°C +180°C. Mando manual por palanca.

1 pc reduced bore ball valve

Constr.: polished AISI 316 Seats PTFE. Gas threaded. Ends ISO 7-1 (EN 10226-1). PN 63 Temp. -25°C +180°C. Manually operated by handle

| MED. | P | A | L | M |
|------|---|----|----|----|
| 1/4" | 5 | 31 | 40 | 65 |
| 3/8" | 7 | 36 | 45 | 85 |
| 1/2" | 9 | 41 | 57 | 95 |

| CÓDIGO CODE | MEDIDA SIZE | PESO WEIGHT | CAJA / BOX CARTON | P.V.P. € PRICE € |
|-------------|-------------|-------------|-------------------|------------------|
| 2001 02 | 1/4" | 0,070 | 40-320 | 16,07 |
| 2001 03 | 3/8" | 0,108 | 20-160 | 16,10 |
| 2001 04 | 1/2" | 0,166 | 15-120 | 19,48 |



Ref. 2002 - 2004



Válvula esfera paso reducido 1 pieza

Art. 2002 rosca NPT ASME B1.20.1
Art. 2004 rosca gas ISO 7-1 (EN 10226-1).
Const. acero inox CF8M (316) Microfusión. Asientos: PTFE PN 63 temp. -25°C +180°C. Mando manual por palanca. Con sistema de bloqueo.

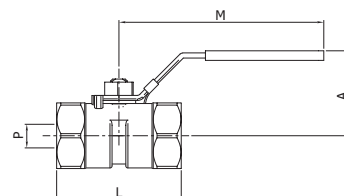
1 pc reduced bore ball valve

Art. 2002 NPT thread ASME B1.20.1
Art. 2004 gas ISO 7-1 (EN 10226-1) thread
Const. stainless steel CF8M (316). Investment. Casting. Seats: PTFE PN 63 temp. -25°C + 180°C. Manually operated by handle. With locking system.

| MED. | P | A | L | M |
|--------|------|----|----|-----|
| 1/4" | 4,6 | 32 | 39 | 60 |
| 3/8" | 6,8 | 36 | 44 | 80 |
| 1/2" | 9,2 | 42 | 56 | 87 |
| 3/4" | 12,5 | 45 | 59 | 87 |
| 1" | 15 | 50 | 69 | 105 |
| 1 1/4" | 20 | 54 | 77 | 105 |
| 1 1/2" | 25 | 70 | 81 | 125 |
| 2" | 32 | 78 | 97 | 140 |

| | | | | |
|---------|--------|-------|--------|-------|
| 2002 02 | 1/4" | 0,065 | 40-320 | 10,21 |
| 2002 03 | 3/8" | 0,102 | 20-160 | 10,29 |
| 2002 04 | 1/2" | 0,165 | 15-120 | 12,15 |
| 2002 05 | 3/4" | 0,262 | 10-80 | 15,11 |
| 2002 06 | 1" | 0,415 | 5-40 | 19,61 |
| 2002 07 | 1 1/4" | 0,750 | 4-32 | 29,63 |
| 2002 08 | 1 1/2" | 0,820 | 4-32 | 37,66 |
| 2002 09 | 2" | 1,308 | 1-8 | 57,48 |

| | | | | |
|---------|------|-------|--------|-------|
| 2004 02 | 1/4" | 0,065 | 40-320 | 10,21 |
| 2004 03 | 3/8" | 0,102 | 20-160 | 10,29 |
| 2004 04 | 1/2" | 0,165 | 15-120 | 12,15 |
| 2004 05 | 3/4" | 0,262 | 10-80 | 15,11 |
| 2004 06 | 1" | 0,415 | 5-40 | 19,61 |



Ref. 2005



Válvula esfera paso reducido 1 pieza M-H

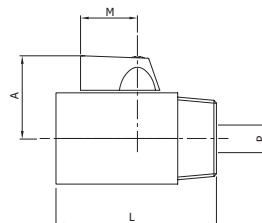
Const: AISI 316 pulido - asientos PTFE
Extremos rosca gas M - H ISO 7-1 (EN 10226-1). PN 63.
Temp. -25°C + 180°C. Mando manual.

1 pc reduced bore ball valve M-F

Const. polished stainless steel AISI 316. M-F gas threaded ends. ISO 7-1 (EN 10226-1) PN 63. Seats: PTFE. Temp. -25°C +180°C manually operated.

| MED. | P | A | L | M |
|------|----|----|----|----|
| 1/4" | 8 | 26 | 40 | 22 |
| 3/8" | 8 | 26 | 40 | 22 |
| 1/2" | 10 | 28 | 46 | 22 |
| 3/4" | 12 | 34 | 54 | 22 |
| 1" | 15 | 34 | 65 | 22 |

| | | | | |
|---------|------|-------|--------|-------|
| 2005 02 | 1/4" | 0,083 | 20-240 | 12,94 |
| 2005 03 | 3/8" | 0,082 | 20-240 | 13,99 |
| 2005 04 | 1/2" | 0,116 | 20-240 | 15,83 |
| 2005 05 | 3/4" | 0,193 | 15-180 | 19,43 |
| 2005 06 | 1" | 0,280 | 6-72 | 28,78 |



Ref. 2006



Válvula esfera paso reducido 1 pieza H-H

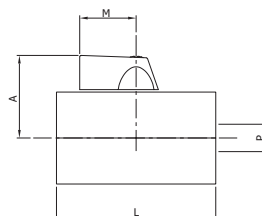
Const: AISI 316 pulido - Asientos PTFE
Extremos rosca gas ISO 7-1 (EN 10226-1). PN 63
PN-63. Temp. -25°C +180°C. Mando manual.

1 pc reduced bore ball valve F-F

Const. polished stainless steel AISI 316.
Seats: PTFE. F-F gas ISO 7-1 (EN 10226-1) threaded ends. PN 63
Temp. -25°C +180°C. Manually operated.

| MED. | P | A | L | M |
|------|----|----|----|----|
| 1/4" | 8 | 26 | 40 | 22 |
| 3/8" | 8 | 26 | 40 | 22 |
| 1/2" | 10 | 28 | 46 | 22 |
| 3/4" | 12 | 34 | 54 | 22 |
| 1" | 15 | 34 | 65 | 22 |

| | | | | |
|---------|------|-------|--------|-------|
| 2006 02 | 1/4" | 0,083 | 20-240 | 12,43 |
| 2006 03 | 3/8" | 0,082 | 20-240 | 13,44 |
| 2006 04 | 1/2" | 0,116 | 15-180 | 14,77 |
| 2006 05 | 3/4" | 0,193 | 15-180 | 18,70 |
| 2006 06 | 1" | 0,280 | 6-72 | 25,57 |



Ref. 2007 - 2007N



Válvula de esfera paso total Alta Presión
Rosca BSP, también disponible con rosca NPT (2007N).
Const.: acero al carbono ASTM A105.
Esfera y eje inoxidable 304. Asientos PEEK.
Serie 1500 (255 bar) – Temp. -30°C +250°C.

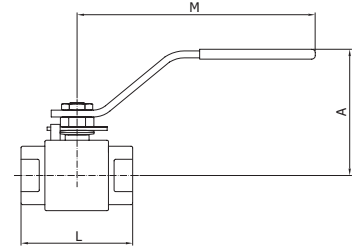
High Pressure full bore ball valve
BSP thread, also available whit NPT thread (2007N).
Const. carbon steel ASTM A105.
Ball and stem: stainless steel 304. Seats: PEEK.
Class 1500 (255 bar) - Temp. -30°C +250°C.

| MED. | A | M | L |
|------|----|-----|-----|
| 1/4" | 70 | 155 | 65 |
| 3/8" | 70 | 155 | 65 |
| 1/2" | 74 | 155 | 76 |
| 3/4" | 87 | 180 | 91 |
| 1" | 92 | 180 | 100 |

| CÓDIGO CODE | MEDIDA SIZE | PESO WEIGHT | CAJA / BOX CARTON | P.V.P. € PRICE € |
|-------------|-------------|-------------|-------------------|------------------|
|-------------|-------------|-------------|-------------------|------------------|

| | | | | |
|---------|------|-------|------|--------|
| 2007 02 | 1/4" | 0,650 | 6-30 | 55,97 |
| 2007 03 | 3/8" | 0,630 | 6-30 | 55,97 |
| 2007 04 | 1/2" | 0,900 | 6-30 | 66,86 |
| 2007 05 | 3/4" | 1,500 | 4-12 | 94,82 |
| 2007 06 | 1" | 2,200 | 4-12 | 124,23 |

Precios rosca NPT a consultar / NPT thread prices on request



Ref. 2008

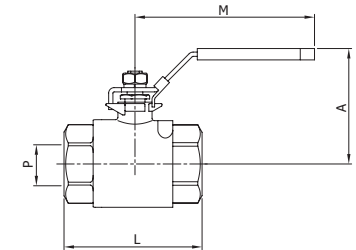


Válvula esfera paso standard 2 piezas
Const.: acero inox. CF8M (316) microfundición. Juntas y asientos: PTFE+FV extremos: rosca gas ISO 7-1 (EN 10226-1). PN 140 temp. -25°C +180°C. Mando manual por palanca con sistema de bloqueo.

2 pcs standard bore ball valve
Const: stainless steel CF8M (316). Investment casting. Seats and seals: PTFE + GF ends: gas threaded ends ISO 7-1 (EN 10226-1). PN 140. Temp -25°C +180°C. Manually operated by handle with locking system.

| MED. | P | A | L | M |
|--------|------|----|------|-----|
| 1/4" | 9,5 | 42 | 54 | 105 |
| 3/8" | 9,5 | 42 | 54 | 105 |
| 1/2" | 13 | 46 | 61,5 | 105 |
| 3/4" | 17,5 | 53 | 72 | 147 |
| 1" | 22 | 58 | 84,5 | 147 |
| 1 1/4" | 25,4 | 68 | 92 | 168 |
| 1 1/2" | 31,7 | 72 | 103 | 193 |
| 2" | 38,1 | 78 | 118 | 193 |

| | | | | |
|---------|--------|-------|-------|--------|
| 2008 02 | 1/4" | 0,240 | 12-72 | 22,04 |
| 2008 03 | 3/8" | 0,220 | 12-72 | 22,04 |
| 2008 04 | 1/2" | 0,320 | 12-72 | 22,97 |
| 2008 05 | 3/4" | 0,600 | 5-30 | 33,97 |
| 2008 06 | 1" | 0,890 | 5-30 | 47,66 |
| 2008 07 | 1 1/4" | 1,210 | 2-12 | 51,25 |
| 2008 08 | 1 1/2" | 1,750 | 6-12 | 71,92 |
| 2008 09 | 2" | 2,680 | 4-8 | 106,51 |



Ref. 2009

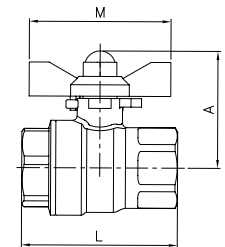


Válvula esfera paso total 2 piezas
Const.: acero inox. CF8M (316) microfundición. Extremos H-H rosca gas ISO 7-1 (EN 10226-1). Asientos PTFE + 15%. FV tórica eje viton. PN 63. Temp. -25°C +180°C. Mando manual por palomilla.

2 pcs full bore ball valve
Const: stainless steel CF8M (316). Investment casting. Gas threaded F-F ISO 7-1 (EN 10226-1). Seats: PTFE + 15% GF. O'ring stem: viton. PN 63. Temp. -25°C. +180°C. Butterfly handle.

| MED. | A | L | M |
|------|----|----|----|
| 1/4" | 38 | 50 | 50 |
| 3/8" | 38 | 50 | 50 |
| 1/2" | 41 | 55 | 50 |
| 3/4" | 58 | 70 | 63 |
| 1" | 61 | 83 | 63 |

| | | | | |
|---------|------|-------|--------|-------|
| 2009 02 | 1/4" | 0,192 | 15-180 | 15,20 |
| 2009 03 | 3/8" | 0,180 | 15-180 | 15,20 |
| 2009 04 | 1/2" | 0,222 | 10-120 | 16,40 |
| 2009 05 | 3/4" | 0,410 | 6-72 | 21,79 |
| 2009 06 | 1" | 0,565 | 4-48 | 29,21 |



Ref. 2010

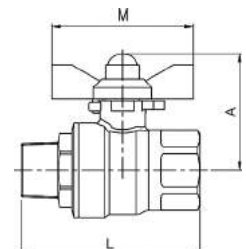


Válvula esfera paso total 2 piezas
Const.: acero inox. CF8M (316) microfundición. Extremos M-H rosca gas ISO 7-1 (EN 10226-1). Asientos PTFE + 15%. FV tórica eje vitón. PN 63. Temp. -25°C. +180°C. Mando manual por palomilla.

2 pcs full bore ball valve
Const: stainless steel CF8M (316). Investment casting. Gas threaded M-F ISO 7-1 (EN 10226-1). Seats: PTFE + 15% GF O'ring stem: viton. PN 63. Temp. -25°C. +180°C. Butterfly handle.

| MED. | A | L | M |
|------|----|----|----|
| 1/4" | 32 | 56 | 50 |
| 3/8" | 32 | 56 | 50 |
| 1/2" | 41 | 63 | 50 |
| 3/4" | 58 | 80 | 63 |
| 1" | 61 | 91 | 63 |

| | | | | |
|---------|------|-------|--------|-------|
| 2010 02 | 1/4" | 0,200 | 10-120 | 15,41 |
| 2010 03 | 3/8" | 0,183 | 10-120 | 15,41 |
| 2010 04 | 1/2" | 0,224 | 8-96 | 16,87 |
| 2010 05 | 3/4" | 0,443 | 6-72 | 22,89 |
| 2010 06 | 1" | 0,608 | 4-48 | 30,67 |



Ref. 2011



Válvula esfera paso total 2 piezas

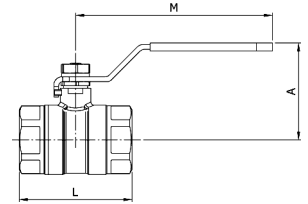
Const.: acero inox. CF8 (304) microfundición. Extremos: rosca gas ISO 7-1 (EN 10226-1). Asientos: PTFE + 15% FV. Tórica eje Viton. PN 40, Temp: -25°C +180°C. Mando manual por palanca con sistema de bloqueo (NC).

2 pcs full bore ball valve

Const. stainless steel CF8 (304) investment casting. Gas threaded ends ISO 7-1 (EN 10226-1). Seats: PTFE + 15% GF. O'ring Stem: viton. PN 40. Temp: -25°C +180°C. Manually operated by handle with locking system (NC).

| MED. | A | L | M |
|------|----|----|-----|
| 1/2" | 50 | 48 | 104 |
| 3/4" | 60 | 59 | 122 |
| 1" | 63 | 70 | 122 |

| CÓDIGO CODE | MEDIDA SIZE | PESO WEIGHT | CAJA / BOX CARTON | P.V.P. € PRICE € |
|-------------|-------------|-------------|-------------------|------------------|
| 2011 04 | 1/2" | 0,163 | 10-120 | 10,48 |
| 2011 05 | 3/4" | 0,305 | 6-72 | 14,43 |
| 2011 06 | 1" | 0,440 | 4-48 | 19,58 |



Ref. 2013



Válvula esfera paso total 2 piezas

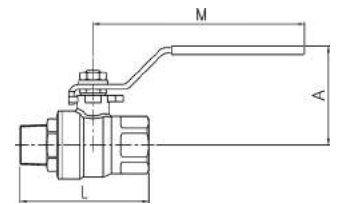
Construcción: acero inox. CF8M (316) microfundición. Extremos: M-H rosca gas ISO 7-1 (EN 10226-1). Asientos: PTFE + 15% FV. Tórica eje Viton. PN 63, Temperatura: -25°C +180°C. Mando manual por palanca con sistema de bloqueo.

2 pcs full bore ball valve

Construction: stainless steel CF8M (316) investment casting. Gas threaded ends M-F ISO 7-1 (EN 10226-1). Seats: PTFE + 15% GF. O'ring stem: viton. PN 63. Temperature: -25°C +180°C. Manually operated by handle with locking system.

| MED. | A | L | M |
|------|----|----|-----|
| 1/4" | 50 | 56 | 104 |
| 3/8" | 50 | 56 | 104 |
| 1/2" | 51 | 63 | 104 |
| 3/4" | 62 | 80 | 122 |
| 1" | 65 | 91 | 122 |

| | | | | |
|---------|------|-------|--------|-------|
| 2013 02 | 1/4" | 0,201 | 12-144 | 15,66 |
| 2013 03 | 3/8" | 0,201 | 12-144 | 15,66 |
| 2013 04 | 1/2" | 0,245 | 10-120 | 16,88 |
| 2013 05 | 3/4" | 0,457 | 6-72 | 22,41 |
| 2013 06 | 1" | 0,623 | 4-48 | 30,08 |



Ref. 2014 - 2014N



Válvula esfera paso total 2 piezas

Rosca BSP, también disponible con rosca NPT (2014N). Const. acero inox. CF8M (316) microfundición. Extremos: rosca gas ISO 7-1 (EN 10226-1). Juntas y asiento: PTFE + 15% FV tórica eje vitón PN 63, Temp: -25°C + 180°C. Mando manual por palanca con sistema de bloqueo.

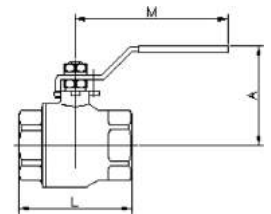
2 pcs full bore ball valve

BSP thread, also available with NPT thread (2014N). Const. stainless steel. CF8M (316) investment casting. Gas threaded ends ISO 7-1 (EN 10226-1). Seats and seals: PTFE + 15% GF. O'ring stem: viton. PN 63. Temp. -25°C +180°C. Manually operated by handle with locking system.

| MED. | A | M | L |
|--------|------|-----|-----|
| 1/4" | 50 | 104 | 50 |
| 3/8" | 50 | 104 | 50 |
| 1/2" | 51,5 | 104 | 55 |
| 3/4" | 62 | 122 | 70 |
| 1" | 65 | 122 | 83 |
| 1 1/4" | 82 | 180 | 91 |
| 1 1/2" | 88 | 180 | 103 |
| 2" | 106 | 219 | 120 |
| 2 1/2" | 119 | 230 | 152 |
| 3" | 135 | 275 | 172 |

| | | | | |
|---------|--------|-------|--------|--------|
| 2014 02 | 1/4" | 0,207 | 12-144 | 14,91 |
| 2014 03 | 3/8" | 0,195 | 12-144 | 14,91 |
| 2014 04 | 1/2" | 0,237 | 10-120 | 15,87 |
| 2014 05 | 3/4" | 0,442 | 6-72 | 21,06 |
| 2014 06 | 1" | 0,606 | 4-48 | 28,22 |
| 2014 07 | 1 1/4" | 1,084 | 8-16 | 42,23 |
| 2014 08 | 1 1/2" | 1,544 | 6-12 | 67,34 |
| 2014 09 | 2" | 2,648 | 3-6 | 96,04 |
| 2014 10 | 2 1/2" | 4,707 | 2-4 | 189,28 |
| 2014 11 | 3" | 7,288 | 1-2 | 299,38 |

Precios rosca NPT a consultar / NPT thread prices on request



Ref. 2015



Válvula esfera paso total 2 piezas

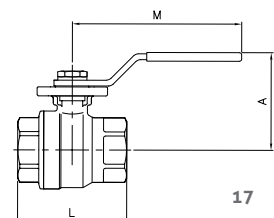
Const.: AISI 316 - juntas y asientos PTFE+FV extremos: rosca gas ISO 7-1 (EN 10226-1) tórica eje: vitón. PN 63. Temp. -25°C +180°C. Mando manual por palanca. Montaje directo s/ISO 5211 con sistema de bloqueo.

2 pcs full bore ball valve

Const. AISI 316 seats and seals PTFE + GF gas threaded ends ISO 7-1 (EN 10226-1). O'ring stem: viton. PN 63. Temp. -25°C +180°C. Manually operated by handle. Direct assembling ISO 5211 with locking system.

| MED. | A | M | L | ISO 5211 |
|--------|-----|-----|-----|-----------|
| 1/4" | 62 | 112 | 50 | F-03 |
| 3/8" | 62 | 112 | 50 | F-03 |
| 1/2" | 63 | 112 | 55 | F-03/F-04 |
| 3/4" | 70 | 138 | 70 | F-04/F-05 |
| 1" | 70 | 160 | 83 | F-04/F-05 |
| 1 1/4" | 88 | 160 | 91 | F-05/F-07 |
| 1 1/2" | 94 | 205 | 103 | F-05/F-07 |
| 2" | 100 | 205 | 103 | F-05/F-07 |

| | | | | |
|---------|--------|-------|------|--------|
| 2015 02 | 1/4" | 0,296 | 8-96 | 19,33 |
| 2015 03 | 3/8" | 0,296 | 8-96 | 19,33 |
| 2015 04 | 1/2" | 0,350 | 6-72 | 20,50 |
| 2015 05 | 3/4" | 0,560 | 3-36 | 31,09 |
| 2015 06 | 1" | 0,780 | 2-24 | 39,39 |
| 2015 07 | 1 1/4" | 1,355 | 8-16 | 56,74 |
| 2015 08 | 1 1/2" | 1,906 | 6-12 | 73,52 |
| 2015 09 | 2" | 2,830 | 3-6 | 114,03 |



Ref. 2025 - 2025N



Válvula esfera paso total 3 piezas

Rosca BSP, también disponible con rosca NPT (2025N). Const.: acero inox. CF8M (316) microfusión rosca gas ISO 7-1 (EN 10226-1). Juntas y asientos PTFE + 15% FV tórica eje: vitón. PN - 63. Temp. -25°C + 180°C. Montaje directo s/ISO 5211 con sistema de bloqueo.

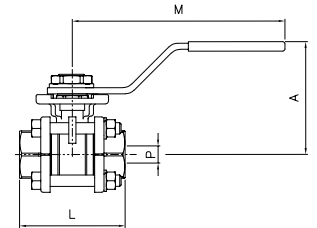
3 pcs full bore ball valve

BSP thread, also available with NPT thread (2025N). Const.: stainless steel CF8M (316) investment casting gas thread ISO 7-1 (EN 10226-1). Seats and seats: PTFE +15% GF o'ring stem: viton PN-63. Temp. -25°C +180°C. Direct assembling ISO 5211 with locking system.

| MED. | P | L | A | M | ISO 5211 |
|--------|------|------|-----|-----|-----------|
| 1/4" | 11 | 47,6 | 60 | 112 | F-03 |
| 3/8" | 12,7 | 47,6 | 60 | 112 | F-03 |
| 1/2" | 15 | 56 | 60 | 112 | F-03/F-04 |
| 3/4" | 20 | 73 | 70 | 138 | F-04/F-05 |
| 1" | 25 | 82 | 70 | 138 | F-04/F-05 |
| 1 1/4" | 32 | 91 | 88 | 160 | F-05/F-07 |
| 1 1/2" | 40 | 104 | 94 | 205 | F-05/F-07 |
| 2" | 50 | 120 | 100 | 205 | F-05/F-07 |
| 2 1/2" | 65 | 155 | 150 | 330 | F-07/F-10 |
| 3" | 80 | 182 | 165 | 330 | F-07/F-10 |
| 4" | 100 | 220 | 175 | 340 | F-07/F-10 |

| CÓDIGO CODE | MEDIDA SIZE | PESO WEIGHT | CAJA / BOX CARTON | P.V.P. € PRICE € |
|-------------|-------------|-------------|-------------------|------------------|
| 2025 02 | 1/4" | 0,390 | 8-96 | 19,42 |
| 2025 03 | 3/8" | 0,380 | 8-96 | 19,42 |
| 2025 04 | 1/2" | 0,440 | 6-72 | 21,51 |
| 2025 05 | 3/4" | 0,820 | 3-36 | 33,69 |
| 2025 06 | 1" | 1,020 | 2-24 | 40,93 |
| 2025 07 | 1 1/4" | 1,790 | 8-16 | 65,13 |
| 2025 08 | 1 1/2" | 2,460 | 4-8 | 84,47 |
| 2025 09 | 2" | 3,470 | 2-4 | 120,29 |
| 2025 10 | 2 1/2" | 8,500 | 1-2 | 298,19 |
| 2025 11 | 3" | 12,400 | 1-2 | 420,02 |
| 2025 12 | 4" | 19,650 | 1-1 | 704,31 |

Precios rosca NPT a consultar / NPT thread prices on request



Ref. 2026



Válvula esfera paso total 3 piezas. Butt weld ANSI B 16.25

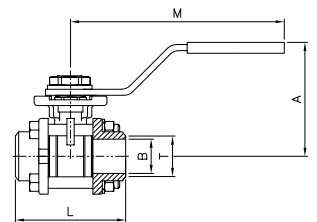
Const.: acero inox. CF8M (316) microfusión. Juntas y asientos PTFE+15% FV tórica eje: vitón PN 63. Temp. -25°C +180°C. Mando manual por palanca. Montaje directo S/ ISO 5211 con sistema de bloqueo.

3 pcs full bore ball valve. Butt weld ansi b 16.25

Const.: stainless steel CF8M (316) investment casting. Seats and seats: PTFE +15% GF o'ring stem: viton PN 63. Temp. -25°C +180°C. Manually operated by handle. Direct assembling ISO 5211 with locking system.

| MED. | P | L | A | M | T | B | ISO 5211 |
|--------|------|------|-----|-----|------|------|-----------|
| 1/4" | 11 | 47,6 | 60 | 112 | 13 | 11 | F-03 |
| 3/8" | 12,7 | 47,6 | 60 | 112 | 14,7 | 12,7 | F-03 |
| 1/2" | 15 | 56 | 60 | 112 | 17 | 15 | F-03/F-04 |
| 3/4" | 20 | 73 | 70 | 138 | 22 | 20 | F-04/F-05 |
| 1" | 25 | 82 | 70 | 138 | 28 | 25 | F-04/F-05 |
| 1 1/4" | 32 | 91 | 88 | 160 | 35 | 32 | F-05/F-07 |
| 1 1/2" | 40 | 104 | 94 | 205 | 43 | 40 | F-05/F-07 |
| 2" | 50 | 120 | 100 | 205 | 54 | 50 | F-05/F-07 |
| 2 1/2" | 65 | 155 | 150 | 330 | 69 | 65 | F-07/F-10 |
| 3" | 80 | 182 | 165 | 330 | 87 | 80 | F-07/F-10 |
| 4" | 100 | 230 | 175 | 340 | 105 | 100 | F-07/F-10 |

| CÓDIGO CODE | MEDIDA SIZE | PESO WEIGHT | CAJA / BOX CARTON | P.V.P. € PRICE € |
|-------------|-------------|-------------|-------------------|------------------|
| 2026 02 | 1/4" | 0,374 | 8-96 | 19,42 |
| 2026 03 | 3/8" | 0,375 | 8-96 | 19,42 |
| 2026 04 | 1/2" | 0,440 | 6-72 | 21,51 |
| 2026 05 | 3/4" | 0,808 | 3-36 | 33,69 |
| 2026 06 | 1" | 0,994 | 2-24 | 40,93 |
| 2026 07 | 1 1/4" | 1,775 | 8-16 | 65,13 |
| 2026 08 | 1 1/2" | 2,347 | 4-8 | 84,47 |
| 2026 09 | 2" | 3,280 | 2-4 | 120,29 |
| 2026 10 | 2 1/2" | 8,550 | 1-2 | 298,19 |
| 2026 11 | 3" | 11,859 | 1-2 | 420,02 |
| 2026 12 | 4" | 20,300 | 1-1 | 704,31 |



Ref. 2027



Válvula esfera paso total 3 piezas socket weld ANSI B 16.11

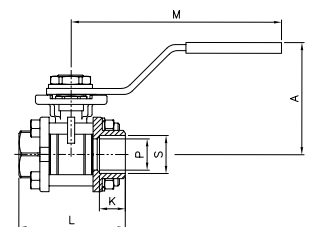
Const.: acero inox. CF8M (316) microfusión. Juntas y asientos PTFE+15% FV tórica eje: vitón. PN 63. Temp. -25°C +180°C mando manual por palanca. Montaje directo s/DIN 5211 con sistema de bloqueo.

3 pcs full bore ball valve socket weld ANSI B 16.11

Const.: stainless steel CF8M (316) investment casting. Seats and seats: PTFE +15% GF o'ring stem: viton. PN 63. Temp. -25°C +180°C. Manually operated by handle. Direct assembling ISO 5211 with locking system.

| MED. | P | L | A | M | S | K | ISO 5211 |
|--------|------|------|-----|-----|-------|----|-----------|
| 1/4" | 11 | 47,6 | 60 | 112 | 14,1 | 10 | F-03 |
| 3/8" | 12,7 | 47,6 | 60 | 112 | 17,6 | 10 | F-03 |
| 1/2" | 15 | 56 | 60 | 112 | 21,7 | 14 | F-03/F-04 |
| 3/4" | 20 | 73 | 70 | 138 | 27,1 | 10 | F-04/F-05 |
| 1" | 25 | 82 | 70 | 138 | 33,8 | 14 | F-04/F-05 |
| 1 1/4" | 32 | 91 | 88 | 160 | 42,6 | 15 | F-05/F-07 |
| 1 1/2" | 40 | 104 | 94 | 205 | 48,7 | 15 | F-05/F-07 |
| 2" | 50 | 120 | 100 | 205 | 61,1 | 19 | F-05/F-07 |
| 2 1/2" | 65 | 155 | 150 | 330 | 73,8 | 21 | F-07/F-10 |
| 3" | 80 | 182 | 165 | 330 | 89,8 | 24 | F-07/F-10 |
| 4" | 100 | 220 | 175 | 340 | 115,5 | 35 | F-07/F-10 |

| CÓDIGO CODE | MEDIDA SIZE | PESO WEIGHT | CAJA / BOX CARTON | P.V.P. € PRICE € |
|-------------|-------------|-------------|-------------------|------------------|
| 2027 02 | 1/4" | 0,380 | 8-96 | 19,42 |
| 2027 03 | 3/8" | 0,387 | 8-96 | 19,42 |
| 2027 04 | 1/2" | 0,440 | 6-72 | 21,51 |
| 2027 05 | 3/4" | 0,820 | 3-36 | 33,69 |
| 2027 06 | 1" | 1,020 | 2-24 | 40,93 |
| 2027 07 | 1 1/4" | 1,780 | 8-16 | 65,13 |
| 2027 08 | 1 1/2" | 2,470 | 4-8 | 84,47 |
| 2027 09 | 2" | 3,400 | 2-4 | 120,29 |
| 2027 10 | 2 1/2" | 8,800 | 1-2 | 298,19 |
| 2027 11 | 3" | 12,350 | 1-2 | 420,02 |
| 2027 12 | 4" | 19,600 | 1-1 | 704,31 |



Ref. 2034 - 2034N



Válvula esfera paso total 3 piezas

Rosca BSP, también disponible con rosca NPT (2034N). Const. acero al carbono "WCB" (microfundición). Esfera y eje inoxidable 316. Rosca gas ISO 7-1 (EN 10226-1). Asientos PTFE + 15% FV. 1000 wog. Temp. -25°C +180°C. Mando manual por palanca con sistema de bloqueo.

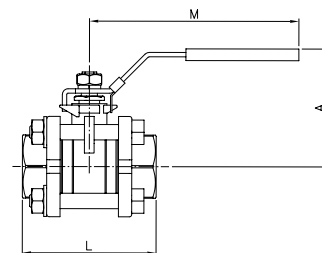
3 pcs full bore ball valve

BSP thread, also available with NPT thread (2034N). Const. carbon steel "WCB" (investment casting). Ball and stem: stainless steel 316. Gas thread ISO 7-1 (EN 10226-1). Seats: PTFE + 15% GF. 1000 wog. Temp. -25°C +180°C. Manually operated by handle with locking system.

| MED. | A | L | M |
|--------|-----|-----|-----|
| 1/4" | 48 | 50 | 100 |
| 3/8" | 48 | 50 | 100 |
| 1/2" | 50 | 61 | 103 |
| 3/4" | 60 | 70 | 127 |
| 1" | 64 | 80 | 127 |
| 1 1/4" | 79 | 93 | 154 |
| 1 1/2" | 85 | 102 | 154 |
| 2" | 87 | 124 | 192 |
| 2 1/2" | 117 | 156 | 244 |
| 3" | 125 | 179 | 244 |
| 4" | 173 | 218 | 330 |

| CÓDIGO CODE | MEDIDA SIZE | PESO WEIGHT | CAJA / BOX CARTON | P.V.P. € PRICE € |
|-------------|-------------|-------------|-------------------|------------------|
| 2034 02 | 1/4" | 0,290 | 12-72 | 12,89 |
| 2034 03 | 3/8" | 0,290 | 12-72 | 12,89 |
| 2034 04 | 1/2" | 0,390 | 9-54 | 16,61 |
| 2034 05 | 3/4" | 0,610 | 6-36 | 21,18 |
| 2034 06 | 1" | 0,860 | 4-24 | 26,99 |
| 2034 07 | 1 1/4" | 1,370 | 2-12 | 42,38 |
| 2034 08 | 1 1/2" | 2,040 | 4-8 | 51,96 |
| 2034 09 | 2" | 3,740 | 3-6 | 95,01 |
| 2034 10 | 2 1/2" | 6,440 | 1-4 | 176,16 |
| 2034 11 | 3" | 10,200 | 1-2 | 255,10 |
| 2034 12 | 4" | 20,490 | 1-1 | 561,04 |

Precios rosca NPT a consultar / NPT thread prices on request



Ref. 2034S



Válvula esfera paso total 3 piezas socket weld ANSI B 16.11

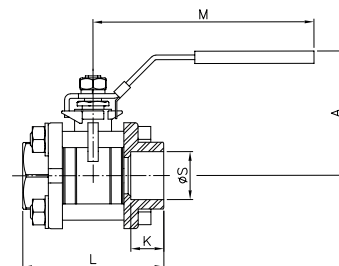
Const. acero al carbono "WCB" (microfundición). Esfera y eje inoxidable 316. Asientos PTFE + 15% FV. 1000 wog. Temp. -25°C +180°C. Mando manual por palanca con sistema de bloqueo.

3 pcs full bore ball valve socket weld ANSI B 16.11

Const. carbon steel "WCB" (investment casting). Ball and stem: stainless steel 316. Seats: PTFE + 15% GF. 1000 wog. Temp. -25°C +180°C. Manually operated by handle with locking system.

| MED. | A | L | M | S | K |
|--------|-----|-----|-----|-------|----|
| 1/4" | 48 | 50 | 100 | 14,1 | 10 |
| 3/8" | 48 | 50 | 100 | 17,6 | 10 |
| 1/2" | 50 | 61 | 103 | 21,7 | 10 |
| 3/4" | 60 | 70 | 127 | 33,8 | 14 |
| 1" | 64 | 80 | 127 | 33,8 | 14 |
| 1 1/4" | 79 | 93 | 154 | 42,6 | 15 |
| 1 1/2" | 85 | 102 | 154 | 48,7 | 15 |
| 2" | 87 | 124 | 192 | 61,1 | 19 |
| 2 1/2" | 117 | 156 | 244 | 73,8 | 21 |
| 3" | 125 | 179 | 244 | 89,8 | 24 |
| 4" | 173 | 218 | 330 | 115,5 | 25 |

| | | | | |
|----------|--------|--------|-------|--------|
| 2034S 02 | 1/4" | 0,290 | 12-72 | 12,89 |
| 2034S 03 | 3/8" | 0,290 | 12-72 | 12,89 |
| 2034S 04 | 1/2" | 0,390 | 9-54 | 16,61 |
| 2034S 05 | 3/4" | 0,610 | 6-36 | 21,18 |
| 2034S 06 | 1" | 0,860 | 4-24 | 26,99 |
| 2034S 07 | 1 1/4" | 1,370 | 2-12 | 42,38 |
| 2034S 08 | 1 1/2" | 2,040 | 4-8 | 51,96 |
| 2034S 09 | 2" | 3,740 | 3-6 | 95,01 |
| 2034S 10 | 2 1/2" | 6,440 | 1-4 | 176,16 |
| 2034S 11 | 3" | 10,200 | 1-2 | 255,10 |
| 2034S 12 | 4" | 19,500 | 1-1 | 561,04 |



Ref. 2040 - 2041



Válvula esfera 3 vías paso reducido

Art. 2040: Paso tipo L / Art. 2041: Paso tipo T

Const.: AISI 316 - Cuatro asientos PTFE+FV juntas cuerpo y eje: PTFE tórica eje: Vitón. Extremos: Rosca gas ISO 7-1 (EN 10226-1). PN 63. Temp. -25°C +180°C. Montaje directo S/ISO 5211. Mando manual por palanca con sistema de bloqueo.

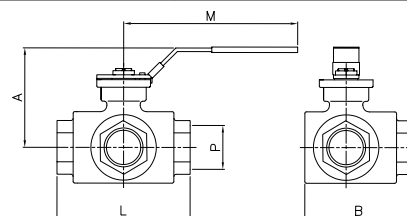
3 Ways ball valve reduced bore

Art. 2040: "L" bore / Art. 2041: "T" bore

Const.: AISI 316; Four seats PTFE + GF body and stem seats: PTFE o'ring stem: Viton. Gas threaded ends ISO 7-1 (EN 10226-1). PN 63. Temp. -25°C +180°C. Direct assembling S/ISO 5211. Manually operated by handle with locking system.

| MED. | P | A | B | L | M |
|--------|-----|-----|-------|-----|-----|
| 1/4" | 9,5 | 66 | 57,5 | 75 | 130 |
| 3/8" | 11 | 66 | 57,5 | 75 | 130 |
| 1/2" | 12 | 66 | 57,5 | 75 | 130 |
| 3/4" | 15 | 72 | 65,5 | 85 | 161 |
| 1" | 20 | 77 | 79 | 100 | 161 |
| 1 1/4" | 25 | 92 | 97 | 122 | 203 |
| 1 1/2" | 32 | 96 | 106,5 | 131 | 203 |
| 2" | 40 | 107 | 129 | 158 | 203 |
| 2 1/2" | 49 | 135 | 145 | 178 | 254 |

| | | | |
|---------|--------|-------|--------|
| 2040 02 | 1/4" | 0,700 | 57,17 |
| 2040 03 | 3/8" | 0,670 | 57,17 |
| 2040 04 | 1/2" | 0,630 | 58,61 |
| 2040 05 | 3/4" | 0,950 | 70,75 |
| 2040 06 | 1" | 1,400 | 97,20 |
| 2040 07 | 1 1/4" | 2,900 | 168,17 |
| 2040 08 | 1 1/2" | 3,600 | 206,08 |
| 2040 09 | 2" | 6,250 | 341,40 |
| 2040 10 | 2 1/2" | 8,950 | 655,38 |



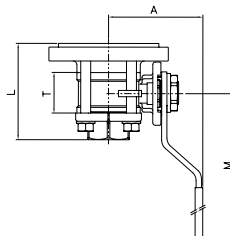
Ref. 2052



Válvula esfera paso total fondo de cubas
 Const. acero inox. CF8M (316) y 316l (fondo de cubas).
 Extremo rosca gas ISO 7-1 (EN 10226-1) y fondo de cubas.
 Asientos PTFE + 15% FV. Tórica eje vitón.
 PN 63. Temp. -25°C +180°C. Montaje directo S/ISO 5211.
 Mando manual por palanca con sistema de bloqueo.

Tank bottom full bore ball valve
 Const. stainless steel CF8M (316) and 316l (tank bottom).
 Ends: gas thread ISO 7-1 (EN 10226-1) and tank bottom.
 Seats: PTFE + 15% FV. O'ring stem: viton. PN 63.
 Temp. -25°C +180°C. Direct assembling ISO 5211.
 Manually operated by handle with locking system.

| MED. | A | L | M | T |
|--------|-----|-------|-----|-------|
| 1/2" | 60 | 65,5 | 112 | 24 |
| 3/4" | 70 | 76,2 | 138 | 30 |
| 1" | 70 | 83,3 | 138 | 33,5 |
| 1 1/4" | 88 | 91,3 | 160 | 41,5 |
| 1 1/2" | 94 | 103,3 | 205 | 51,5 |
| 2" | 100 | 116,5 | 205 | 63 |
| 2 1/2" | 150 | 147,3 | 330 | 83,5 |
| 3" | 165 | 169 | 330 | 100 |
| 4" | 175 | 198 | 340 | 118,5 |



| CÓDIGO CODE | MEDIDA SIZE | PESO WEIGHT | P.V.P. € PRICE € |
|-------------|-------------|-------------|------------------|
| 2052 04 | 1/2" | 0,720 | 185,25 |
| 2052 05 | 3/4" | 1,165 | 217,33 |
| 2052 06 | 1" | 1,500 | 253,97 |
| 2052 07 | 1 1/4" | 2,530 | 415,27 |
| 2052 08 | 1 1/2" | 3,360 | 435,55 |
| 2052 09 | 2" | 4,630 | 571,34 |
| 2052 10 | 2 1/2" | 10,285 | 885,12 |
| 2052 11 | 3" | 13,480 | 1120,42 |
| 2052 12 | 4" | 21,830 | 1579,54 |

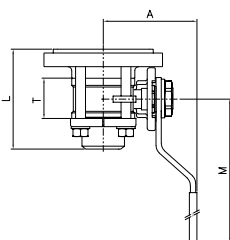
Ref. 2053



Válvula esfera paso total fondo de cubas
 Const. acero inox. CF8M (316) y 316l (fondo de cubas).
 Extremo butt weld ANSI B 16.25 y fondo de cubas.
 Asientos PTFE + 15% FV. Tórica eje vitón.
 PN 63. Temp. -25°C +180°C. Montaje directo s/ISO 5211.
 Mando manual por palanca con sistema de bloqueo.

Tank bottom full bore ball valve
 Const. stainless steel CF8M (316) and 316l (tank bottom).
 Ends: butt weld ANSI B 16.25 and tank bottom.
 Seats: PTFE + 15% FV. O'ring stem: viton.
 PN 63. Temp. -25°C +180°C. Direct assembling ISO 5211.
 Manually operated by handle with locking system.

| MED. | A | L | M | T |
|--------|-----|-------|-----|-------|
| 1/2" | 60 | 65,5 | 112 | 24 |
| 3/4" | 70 | 76,2 | 138 | 30 |
| 1" | 70 | 83,3 | 138 | 33,5 |
| 1 1/4" | 88 | 91,3 | 160 | 41,5 |
| 1 1/2" | 94 | 103,3 | 205 | 51,5 |
| 2" | 100 | 116,5 | 205 | 63 |
| 2 1/2" | 150 | 147,3 | 330 | 83,5 |
| 3" | 165 | 169 | 330 | 100 |
| 4" | 175 | 203 | 340 | 118,5 |



| CÓDIGO CODE | MEDIDA SIZE | PESO WEIGHT | P.V.P. € PRICE € |
|-------------|-------------|-------------|------------------|
| 2053 04 | 1/2" | 0,720 | 185,25 |
| 2053 05 | 3/4" | 1,155 | 217,33 |
| 2053 06 | 1" | 1,480 | 253,97 |
| 2053 07 | 1 1/4" | 2,535 | 411,23 |
| 2053 08 | 1 1/2" | 3,345 | 431,32 |
| 2053 09 | 2" | 4,590 | 565,79 |
| 2053 10 | 2 1/2" | 10,200 | 885,12 |
| 2053 11 | 3" | 13,480 | 1120,42 |
| 2053 12 | 4" | 21,830 | 1579,54 |

Ref. 2048

NEW

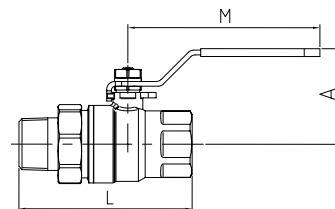


Válvula esfera paso total con racord dos piezas
 Const.: acero inox. CF8M (316) microfusión. Extremos: M-H
 rosca gas ISO 7-1 (EN 10226-1). Asientos:PTFE + 15% FV. Tórica
 eje Viton. PN 63, Temp: -25°C + 180°C. Mando manual
 por palanca con sistema bloqueo.

Full bore ball valve with 2 pieces connector
 Const. stainless steel CF8M (316) investment casting. Gas
 Threaded ends M-F ISO 7-1 (EN 10226-1). Seats: PTFE + 15% GF.
 O'ring Stem: viton. PN 63. Temp: -25°C + 180°C.
 Manually operated by handle with locking system.

| MED. | A | L | M |
|--------|----|-----|-----|
| 1" | 62 | 110 | 122 |
| 1 1/4" | 80 | 125 | 180 |
| 1 1/2" | 85 | 136 | 180 |

| CÓDIGO CODE | MEDIDA SIZE | PESO WEIGHT | P.V.P. € PRICE € |
|-------------|-------------|-------------|------------------|
| 2048 06 | 1" | 0,760 | 30,19 |
| 2048 07 | 1 1/4" | 1,340 | 46,56 |
| 2048 08 | 1 1/2" | 1,835 | 66,33 |



Ref. 2035



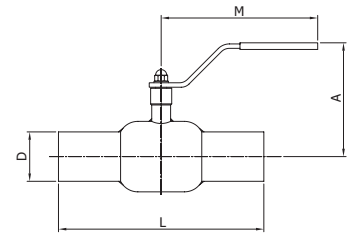
Válvula esfera paso reducido 1 pieza

Const. cuerpo: acero carbono DIN ST-37.
Extremos prolongados para soldar.
Esfera INOX. 304. Eje INOX. 303. Asientos PTFE + grafito.
Tóricas eje viton. PN 25/40. Temp. -30°C +200°C.
Mando manual por palanca hasta 6". Reductor manual >6".

1 pc reduce bore ball valve. District heating
Const. carbon steel DIN ST-37. Extended butt weld ends.
Ball: SS 304. stem: ss 303. Seats: PTFE + graphite.
O'rings stem: viton. PN 25/40. Temp. -30°C +200°C.
Manually operated by handle, until 6". Gear operator >6".

| DN | PN | D | D1 | D2 | S | H | H1 | A | L |
|-----|----|-----|-------|-------|-----|-----|-----|-----|-----|
| 15 | 40 | 10 | 21,3 | 38 | 2,5 | 100 | 40 | 120 | 230 |
| 20 | 40 | 15 | 26,9 | 42 | 3 | 100 | 40 | 120 | 230 |
| 25 | 40 | 20 | 33,7 | 51 | 3 | 105 | 40 | 150 | 230 |
| 32 | 40 | 25 | 42,4 | 57 | 3 | 105 | 40 | 150 | 260 |
| 40 | 40 | 32 | 48,3 | 76,1 | 3 | 125 | 59 | 190 | 260 |
| 50 | 40 | 40 | 60,3 | 88,9 | 3 | 130 | 59 | 190 | 300 |
| 65 | 25 | 50 | 76,1 | 108 | 3 | 180 | 71 | 280 | 300 |
| 80 | 25 | 65 | 88,9 | 127 | 4 | 190 | 77 | 280 | 325 |
| 100 | 25 | 80 | 114,3 | 153 | 4 | 190 | 77 | 280 | 300 |
| 125 | 25 | 100 | 139,7 | 177,8 | 4,5 | 245 | 95 | 420 | 325 |
| 150 | 25 | 125 | 168,3 | 219,1 | 6 | 265 | 103 | 550 | 350 |
| 200 | 25 | 150 | 219,1 | 273 | 6 | - | - | - | 400 |
| 250 | 25 | 200 | 273 | 355,6 | 7 | - | - | - | 530 |
| 300 | 25 | 250 | 323,9 | 457 | 8 | - | - | - | 550 |

| CÓDIGO CODE | MEDIDA SIZE | PESO WEIGHT | P.V.P. € PRICE € |
|-------------|-------------|-------------|------------------|
| 2035 04 | 1/2" | 0,800 | 25,43 |
| 2035 05 | 3/4" | 1,000 | 28,79 |
| 2035 06 | 1" | 1,300 | 38,00 |
| 2035 07 | 1 1/4" | 1,600 | 46,50 |
| 2035 08 | 1 1/2" | 2,200 | 66,34 |
| 2035 09 | 2" | 3,000 | 74,93 |
| 2035 10 | 2 1/2" | 4,800 | 114,38 |
| 2035 11 | 3" | 6,700 | 152,48 |
| 2035 12 | 4" | 9,900 | 217,77 |
| 2035 13 | 5" | 14,500 | 350,08 |
| 2035 14 | 6" | 23,500 | 486,95 |
| 2035 16 | 8" | 56,000 | 1023,75 |
| 2035 18 | 10" | 100,000 | 2074,49 |
| 2035 20 | 12" | 152,000 | 3035,84 |



Ref. 2102 - D2102



Válvula de compuerta con cierre de EPDM y cuerpo de fundición nodular PN 16

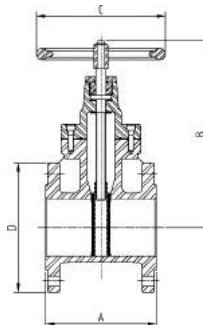
Vástago fijo. Diseño según DIN 3352, DIN 2501, DIN 3202-F4 apta para conducción de agua. Temp. máx. de trabajo 80°C.

Gate valve with EPDM seal and ductile iron body PN 16
Fixed stem. Design according to DIN 3352, DIN 2501, DIN 3202-F4. Suitable for water conduction. Max. working temp. 80°C.

Adaptador opcional

Optional adapter

| DN | A | B | C | D |
|-----|-----|-----|-----|-----|
| 50 | 150 | 240 | 180 | 165 |
| 65 | 170 | 270 | 180 | 185 |
| 80 | 180 | 300 | 200 | 200 |
| 100 | 190 | 330 | 250 | 220 |
| 125 | 200 | 375 | 280 | 250 |
| 150 | 210 | 425 | 280 | 285 |
| 200 | 230 | 515 | 320 | 340 |
| 250 | 250 | 600 | 350 | 405 |
| 300 | 270 | 685 | 400 | 460 |



| | | | |
|---------|--------|---------|---------|
| 2102 09 | 2" | 11,600 | 89,24 |
| 2102 10 | 2 1/2" | 14,700 | 107,48 |
| 2102 11 | 3" | 16,500 | 133,27 |
| 2102 12 | 4" | 23,200 | 174,39 |
| 2102 13 | 5" | 35,000 | 242,14 |
| 2102 14 | 6" | 41,300 | 319,05 |
| 2102 16 | 8" | 66,000 | 515,37 |
| 2102 18 | 10" | 98,000 | 738,91 |
| 2102 20 | 12" | 125,300 | 1106,30 |

| | | | |
|----------|-----------|------|-------|
| D2102 09 | 2" | 0,58 | 18,97 |
| D2102 10 | 2 1/2"-4" | - | 18,97 |
| D2102 13 | 5"-6" | - | 18,97 |
| D2102 16 | 8" | - | 18,98 |
| D2102 18 | 10-12" | - | 21,93 |

Ref. 2104 - 5104



Válvula mariposa tipo wafer
Montaje entre bridas PN 10/16 - ANSI 150 lbs
 Cuerpo, eje y disco: inoxidable 316 (CF8M).
 Asiento: PTFE con base de EPDM. Temp. -25°C +180°C.
 Mando manual por palanca de inoxidable hasta 5", mayor de 5" con reductor. Longitud entre caras según DIN 3202K1. Presión de trabajo: 10 bar

Wafer type butterfly valve
Mounting between flanges PN 10/16 - ANSI 150 lbs
 Body, stem and disc: stainless steel 316 (CF8M).
 Seat: PTFE with EPDM backup ring. Temp. -25°C +180°C.
 Manually operated by stainless steel handle until 5", from 5" with gear operator. Face to face according to DIN 3202 K1. Working pressure: 10 bar

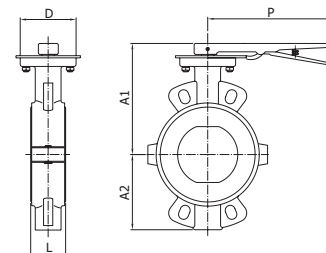
Art. 5104 de 2" a 5" con reductor manual.

Art. 5104 from 2" to 5" with gear operator.

| MED. | L | A1 | A2 | D | P |
|--------|----|-----|-----|-----|-----|
| 2" | 43 | 168 | 74 | 65 | 270 |
| 2 1/2" | 46 | 170 | 82 | 65 | 270 |
| 3" | 46 | 170 | 90 | 65 | 270 |
| 4" | 52 | 190 | 116 | 90 | 270 |
| 5" | 56 | 206 | 132 | 90 | 270 |
| 6" | 56 | 222 | 145 | 90 | - |
| 8" | 60 | 274 | 180 | 125 | - |
| 10" | 68 | 310 | 210 | 125 | - |

| CÓDIGO CODE | MEDIDA SIZE | PESO WEIGHT | P.V.P. € PRICE € |
|-------------|-------------|-------------|------------------|
| 2104 09 | 2" | 2,700 | 408,95 |
| 2104 10 | 2 1/2" | 3,300 | 495,06 |
| 2104 11 | 3" | 3,600 | 602,68 |
| 2104 12 | 4" | 5,400 | 774,89 |
| 2104 13 | 5" | 7,400 | 947,08 |
| 2104 14 | 6" | 10,500 | 1205,37 |
| 2104 16 | 8" | 18,100 | 2103,90 |
| 2104 18 | 10" | 24,900 | 3300,75 |

| | | | |
|---------|--------|-------|---------|
| 5104 09 | 2" | 4,200 | 551,98 |
| 5104 10 | 2 1/2" | 4,800 | 696,68 |
| 5104 11 | 3" | 5,100 | 751,69 |
| 5104 12 | 4" | 6,900 | 929,22 |
| 5104 13 | 5" | 8,900 | 1106,75 |



Ref. 2101 - 5101



Válvula mariposa tipo wafer
Montaje entre bridas PN 10/16 - ANSI 150 lbs
 Cuerpo fundición nodular GGG-40. Eje y disco: Inox. 316.
 Asiento: PTFE con base de EPDM. Temp. -25°C +180°C.
 Mando manual por palanca hasta 5", mayor de 5" con reductor.
 Longitud entre caras según DIN 3202K1.
 Presión de trabajo: 10 bar

Wafer type butterfly valve
Mounting between flanges PN 10/16 - ANSI 150 lbs
 Body, ductil iron GGG-40. Stem and disc: stainless steel 316.
 Seat: PTFE with EPDM backup ring. Temp. -25°C +180°C.
 Manually operated by handle until 5", from 6" with gear operator.
 Face to face according to DIN 3202 K1. Working pressure: 10 bar

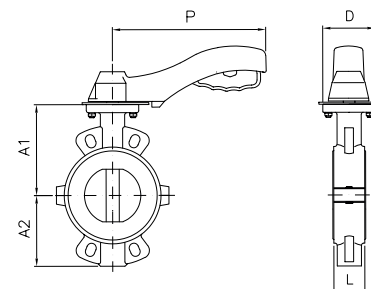
Art. 5101 de 2" a 5" con reductor manual.

Art. 5101 from 2" to 5" with gear operator.

| MED. | L | A1 | A2 | D | P |
|--------|----|-----|-----|-----|-----|
| 2" | 43 | 140 | 80 | 70 | 172 |
| 2 1/2" | 46 | 150 | 89 | 70 | 172 |
| 3" | 46 | 158 | 95 | 70 | 172 |
| 4" | 52 | 176 | 114 | 90 | 218 |
| 5" | 56 | 190 | 127 | 90 | 218 |
| 6" | 56 | 210 | 139 | 90 | *** |
| 8" | 60 | 236 | 175 | 125 | - |

| | | | |
|---------|--------|--------|---------|
| 2101 09 | 2" | 2,920 | 279,26 |
| 2101 10 | 2 1/2" | 3,180 | 304,72 |
| 2101 11 | 3" | 3,540 | 420,74 |
| 2101 12 | 4" | 5,530 | 563,30 |
| 2101 13 | 5" | 6,870 | 682,77 |
| 2101 14 | 6" | 8,240 | 843,31 |
| 2101 16 | 8" | 17,380 | 1509,94 |

| | | | |
|---------|--------|-------|--------|
| 5101 09 | 2" | 4,420 | 397,07 |
| 5101 10 | 2 1/2" | 4,680 | 428,29 |
| 5101 11 | 3" | 5,040 | 558,54 |
| 5101 12 | 4" | 7,030 | 718,23 |
| 5101 13 | 5" | 8,370 | 852,33 |



Ref. 2108 - 5108



Válvula mariposa tipo Lug
Montaje entre bridas PN 10/16
 PN 16 ≤ DN 150 – PN 10 ≥ DN 200.
 Cuerpo fundición nodular GGG-40. Disco CF8M (316).
 Elastómero EPDM. Tóricas eje NBR.
 Temperatura de trabajo -20°C +120°C.
 Montaje actuador s / ISO 5211. Palanca hasta 10".
 Reductor manual a partir de 12".

Lug type butterfly valve
Mounting between DIN PN 10/16 flanges
 PN 16 ≤ DN 150 – PN 10 ≥ DN 200.
 Body: ductil iron GGG-40. Disc: CF8M (316).
 Seat: EPDM. Stem o'ring NBR.
 Working temperature -20°C +120°C.
 Mounting actuator according to ISO 5211 std.
 Handle up to 10" with gear operator from 12".

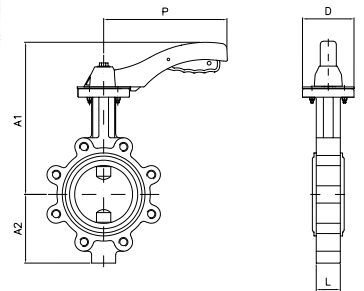
Art. 5108 de 2" a 10" con reductor manual.

Art. 5108 from 2" to 10" with gear operator.

| MED. | L | A1 | A2 | D | P |
|--------|----|-----|-----|-----|-----|
| 2" | 43 | 240 | 79 | 90 | 216 |
| 2 1/2" | 46 | 240 | 93 | 90 | 216 |
| 3" | 46 | 245 | 103 | 90 | 216 |
| 4" | 52 | 265 | 120 | 90 | 216 |
| 5" | 56 | 290 | 133 | 90 | 216 |
| 6" | 56 | 240 | 158 | 125 | 300 |
| 8" | 60 | 280 | 180 | 125 | 300 |
| 10" | 68 | 325 | 216 | 125 | 300 |
| 12" | 78 | 351 | 251 | 150 | - |

| CÓDIGO CODE | MEDIDA SIZE | PESO WEIGHT | P.V.P. € PRICE € |
|-------------|-------------|-------------|------------------|
| 2108 09 | 2" | 4,400 | 52,12 |
| 2108 10 | 2 1/2" | 4,800 | 63,09 |
| 2108 11 | 3" | 6,000 | 70,68 |
| 2108 12 | 4" | 8,100 | 96,47 |
| 2108 13 | 5" | 10,000 | 139,86 |
| 2108 14 | 6" | 13,200 | 167,38 |
| 2108 16 | 8" | 16,900 | 266,66 |
| 2108 18 | 10" | 30,500 | 425,84 |
| 2108 20 | 12" | 52,000 | 643,14 |

| | | | |
|---------|--------|--------|--------|
| 5108 09 | 2" | 7,400 | 151,82 |
| 5108 10 | 2 1/2" | 7,800 | 169,07 |
| 5108 11 | 3" | 9,000 | 177,60 |
| 5108 12 | 4" | 11,400 | 206,39 |
| 5108 13 | 5" | 13,000 | 248,63 |
| 5108 14 | 6" | 16,300 | 272,76 |
| 5108 16 | 8" | 26,900 | 414,77 |
| 5108 18 | 10" | 40,500 | 568,12 |



Ref. 2108A - 5108A



Válvula mariposa tipo Lug
Montaje entre bridas ANSI 125/150
 Cuerpo fundición nodular GGG-40. Disco CF8M (316)
 Elastómero EPDM. Tóricas eje NBR.
 Temperatura de trabajo -20°C +120°C.
 Montaje actuador s/ISO 5211. Palanca hasta 10".
 Reductor manual a partir de 12".

Lug type butterfly valve
Mounting between ANSI class 125/150 flanges
 Body: ductil iron GGG-40. Disc: CF8M (316).
 Seat: EPDM. Stem o'ring NBR.
 Working temperature -20°C +120°C.
 Mounting actuator according to ISO 5211 std.
 Handle up to 10" with gear operator from 12".

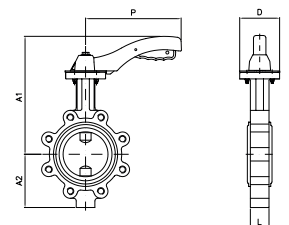
Art. 5108A de 2" a 10" con reductor manual.

Art. 5108A from 2" to 10" with gear operator.

| MED. | L | A1 | A2 | D | P |
|--------|-----|-----|-----|-----|-----|
| 2" | 43 | 240 | 79 | 90 | 216 |
| 2 1/2" | 46 | 240 | 93 | 90 | 216 |
| 3" | 46 | 245 | 103 | 90 | 216 |
| 4" | 52 | 265 | 120 | 90 | 216 |
| 5" | 56 | 290 | 133 | 90 | 216 |
| 6" | 56 | 240 | 158 | 125 | 300 |
| 8" | 60 | 280 | 180 | 125 | 300 |
| 10" | 68 | 325 | 216 | 125 | 300 |
| 12" | 78 | 351 | 251 | 150 | - |
| 14" | 78 | 346 | 262 | 150 | - |
| 16" | 102 | 375 | 301 | 175 | - |
| 18" | 114 | 400 | 333 | 175 | - |
| 20" | 127 | 432 | 366 | 175 | - |

| | | | |
|----------|--------|---------|---------|
| 2108A 09 | 2" | 4,400 | 54,46 |
| 2108A 10 | 2 1/2" | 4,800 | 65,94 |
| 2108A 11 | 3" | 6,000 | 73,89 |
| 2108A 12 | 4" | 8,100 | 101,33 |
| 2108A 13 | 5" | 10,000 | 146,94 |
| 2108A 14 | 6" | 13,200 | 175,84 |
| 2108A 16 | 8" | 16,900 | 280,15 |
| 2108A 18 | 10" | 30,500 | 447,37 |
| 2108A 20 | 12" | 52,000 | 691,76 |
| 2108A 22 | 14" | 69,000 | 1392,12 |
| 2108A 24 | 16" | 97,000 | 2028,81 |
| 2108A 26 | 18" | 143,000 | 2638,76 |
| 2108A 28 | 20" | 180,000 | 3812,27 |

| | | | |
|----------|--------|--------|--------|
| 5108A 09 | 2" | 7,400 | 151,82 |
| 5108A 10 | 2 1/2" | 7,800 | 169,07 |
| 5108A 11 | 3" | 9,000 | 177,60 |
| 5108A 12 | 4" | 11,400 | 206,39 |
| 5108A 13 | 5" | 13,000 | 248,63 |
| 5108A 14 | 6" | 16,300 | 272,76 |
| 5108A 16 | 8" | 26,900 | 414,77 |
| 5108A 18 | 10" | 40,500 | 568,12 |



Ref. 2103 - 5103



**Válvula mariposa tipo wafer
PN 10/16. ANSI 150 lbs**
Cuerpo hierro fundido.+epoxy.
Disco fdon.nodular zincado. Elastómero EPDM.
Tóricas eje NBR. Temp. máx. 120°C.
Brida montaje actuadores s/ISO 5211.
Palanca hasta 10" reductor manual a partir de 12".

**Wafer type butterfly valve
PN 10/16 ANSI 150 lbs**
Body: cast iron + epoxy. Disk: zinc plated. Elastomer: EPDM. O'ring stem: NBR.
Max. temp. 120°C. Flanges mounted actuators ISO 5211 handle up to 10" with gear operator from 12".

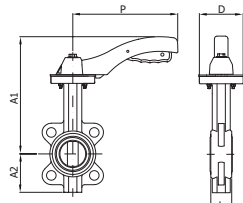
Art. 5103 de 2" a 10" con reductor manual.
Art. 5103 from 2" to 10" with gear operator.

| MED. | L | A1 | A2 | D | P | PN |
|--------|-----|-----|-----|-----|-----|----|
| 2" | 43 | 238 | 70 | 65 | 170 | 16 |
| 2 1/2" | 46 | 238 | 80 | 65 | 170 | 16 |
| 3" | 46 | 238 | 100 | 65 | 170 | 16 |
| 4" | 52 | 270 | 115 | 90 | 215 | 16 |
| 5" | 56 | 300 | 135 | 90 | 215 | 16 |
| 6" | 56 | 300 | 150 | 90 | 215 | 16 |
| 8" | 60 | 280 | 180 | 125 | 300 | 16 |
| 10" | 68 | 330 | 215 | 125 | 300 | 16 |
| 12" | 78 | 360 | 250 | 150 | - | 16 |
| 14" | 78 | 390 | 260 | 150 | - | 10 |
| 16" | 102 | 420 | 300 | 175 | - | 10 |
| 18" | 114 | 445 | 330 | 175 | - | 10 |
| 20" | 127 | 480 | 370 | 175 | - | 10 |
| 2" | 43 | 238 | 70 | 65 | 180 | 16 |
| 2 1/2" | 46 | 238 | 80 | 65 | 180 | 16 |
| 3" | 46 | 238 | 100 | 65 | 180 | 16 |
| 5" | 56 | 300 | 125 | 90 | 215 | 16 |
| 6" | 56 | 300 | 145 | 90 | 215 | 16 |
| 8" | 60 | 300 | 150 | 125 | 300 | 16 |
| 10" | 68 | 330 | 200 | 125 | 300 | 16 |

CÓDIGO MEDIDA PESO P.V.P. €
CODE SIZE WEIGHT PRICE €

| | | | |
|---------|--------|---------|---------|
| 2103 09 | 2" | 2,800 | 37,03 |
| 2103 10 | 2 1/2" | 3,300 | 44,77 |
| 2103 11 | 3" | 3,800 | 49,51 |
| 2103 12 | 4" | 5,800 | 57,43 |
| 2103 13 | 5" | 7,400 | 69,33 |
| 2103 14 | 6" | 8,350 | 82,31 |
| 2103 16 | 8" | 14,400 | 124,04 |
| 2103 18 | 10" | 21,800 | 231,54 |
| 2103 20 | 12" | 38,800 | 398,13 |
| 2103 22 | 14" | 56,000 | 456,37 |
| 2103 24 | 16" | 77,600 | 956,64 |
| 2103 26 | 18" | 115,500 | 1288,12 |
| 2103 28 | 20" | 144,500 | 2118,71 |

| | | | |
|---------|--------|--------|--------|
| 5103 09 | 2" | 5,800 | 123,82 |
| 5103 10 | 2 1/2" | 6,300 | 136,99 |
| 5103 11 | 3" | 6,800 | 148,07 |
| 5103 12 | 4" | 9,000 | 151,04 |
| 5103 13 | 5" | 10,400 | 162,40 |
| 5103 14 | 6" | 12,000 | 170,75 |
| 5103 16 | 8" | 17,400 | 238,45 |
| 5103 18 | 10" | 24,200 | 347,88 |



Ref. 2109 - 5109



**Válvula mariposa tipo wafer
PN-10/16. ANSI 150 lbs**
Cuerpo hierro fundido + epoxy disco acero inox. AISI 316.
Elastómero EPDM. Tóricas eje NBR. Temp. máx. 120°C.
Brida montaje actuadores S/ISO 5211. Palanca hasta 10" reductor manual a partir de 12".

**Wafer type butterfly valve
PN 10/16. ANSI 150 lbs**
Body: cast iron + epoxy. Disk: stainless steel AISI 316.
Elastomer: EPDM. O'ring stem: NBR. Max. temp. 120°C.
Flanges mounted actuators ISO 5211.
Handle up to 10" with gear operator from 12".

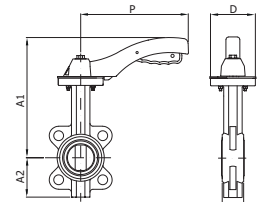
Art. 5109 de 2" a 10" con reductor manual.
Art. 5109 from 2" to 10" with gear operator.

| MED. | L | A1 | A2 | D | P | PN |
|--------|-----|-----|-----|-----|-----|----|
| 2" | 43 | 238 | 70 | 65 | 170 | 16 |
| 2 1/2" | 46 | 238 | 80 | 65 | 170 | 16 |
| 3" | 46 | 238 | 100 | 65 | 170 | 16 |
| 4" | 52 | 270 | 115 | 90 | 215 | 16 |
| 5" | 56 | 300 | 135 | 90 | 215 | 16 |
| 6" | 56 | 300 | 150 | 90 | 215 | 16 |
| 8" | 60 | 280 | 180 | 125 | 300 | 16 |
| 10" | 68 | 330 | 215 | 125 | 300 | 16 |
| 12" | 78 | 360 | 250 | 150 | - | 16 |
| 14" | 78 | 390 | 260 | 150 | - | 10 |
| 16" | 102 | 420 | 300 | 175 | - | 10 |
| 18" | 114 | 445 | 330 | 175 | - | 10 |
| 20" | 127 | 480 | 370 | 175 | - | 10 |
| 2" | 43 | 238 | 70 | 65 | 180 | 16 |
| 2 1/2" | 46 | 238 | 80 | 65 | 180 | 16 |
| 3" | 46 | 238 | 100 | 65 | 180 | 16 |
| 5" | 56 | 300 | 125 | 90 | 215 | 16 |
| 6" | 56 | 300 | 145 | 90 | 215 | 16 |
| 8" | 60 | 300 | 150 | 125 | 300 | 16 |
| 10" | 68 | 330 | 200 | 125 | 300 | 16 |

| | | | |
|---------|--------|---------|---------|
| 2109 09 | 2" | 2,800 | 44,65 |
| 2109 10 | 2 1/2" | 3,300 | 54,25 |
| 2109 11 | 3" | 3,800 | 62,21 |
| 2109 12 | 4" | 5,800 | 84,49 |
| 2109 13 | 5" | 7,400 | 104,36 |
| 2109 14 | 6" | 8,350 | 130,53 |
| 2109 16 | 8" | 14,400 | 234,51 |
| 2109 18 | 10" | 21,800 | 325,73 |
| 2109 20 | 12" | 38,800 | 582,38 |
| 2109 22 | 14" | 56,000 | 831,46 |
| 2109 24 | 16" | 77,600 | 1404,39 |
| 2109 26 | 18" | 115,500 | 1898,36 |
| 2109 28 | 20" | 144,500 | 3065,07 |

Válvula con elastómero NBR (2109B). Precios a consultar. / NBR elastomer valve (2109B). Prices on request.

| | | | |
|---------|--------|--------|--------|
| 5109 09 | 2" | 5,800 | 133,10 |
| 5109 10 | 2 1/2" | 6,300 | 148,34 |
| 5109 11 | 3" | 6,800 | 157,04 |
| 5109 12 | 4" | 9,000 | 181,33 |
| 5109 13 | 5" | 10,400 | 203,91 |
| 5109 14 | 6" | 12,000 | 223,74 |
| 5109 16 | 8" | 17,400 | 355,19 |
| 5109 18 | 10" | 24,200 | 436,62 |



| CÓDIGO CODE | MEDIDA SIZE | PESO WEIGHT | P.V.P. € PRICE € |
|----------------|----------------|----------------|---------------------|
|----------------|----------------|----------------|---------------------|

Ref. 2100 - 2100D

NEW

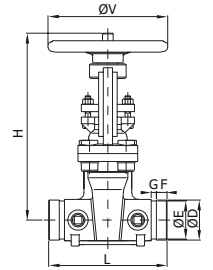


Válvula de compuerta cierre de EPDM – Extremos ranurados
 Const. Cuerpo y bonete de fundición nodular GGG.40.
 Diseño según AWWA C515. Ranurado según AWWA C606.
 Distancia entre caras según ASME B16.10. Husillo ascendente.
 Presión de trabajo 300 PSI. Temp. de trabajo: 0°C +80°C.
 Certificación UL/FM.

Gate valve with EPDM seat – Groove ends
 Body and bonnet made of ductile iron GGG.40.
 Design according to AWWA C515. Grooved standard AWWA C606.
 Face to face according to ASME B16.10. Rising stem (OS&Y).
 Working pressure 300 PSI. Working temperature: 0°C +80°C.
 UL/FM certification.

| MED. | L | D | E | F | G | H | V |
|--------|-----|-------|-------|------|------|-----|-----|
| 2 1/2" | 190 | 73 | 69,1 | 15,9 | 7,9 | 370 | 190 |
| 3" | 203 | 88,9 | 84,9 | 15,9 | 7,9 | 420 | 256 |
| 4" | 229 | 114,3 | 110,1 | 15,9 | 9,5 | 447 | 256 |
| 5" | 254 | 141,3 | 137 | 15,9 | 9,5 | 547 | 310 |
| 6" | 267 | 168,3 | 164 | 15,9 | 9,5 | 607 | 310 |
| 8" | 292 | 219,1 | 214,4 | 19 | 11,1 | 754 | 355 |
| DN 65 | 190 | 76,1 | 72,3 | 15,9 | 7,9 | 370 | 190 |
| DN 125 | 254 | 139,7 | 135,5 | 15,9 | 9,5 | 547 | 310 |
| DN 150 | 267 | 165,1 | 160,9 | 15,9 | 9,5 | 607 | 310 |

| | | | |
|----------|--------|--------|---------------|
| 2100 10 | 2 1/2" | 16,500 | 249,95 |
| 2100 11 | 3" | 22,000 | 285,90 |
| 2100 12 | 4" | 26,000 | 360,02 |
| 2100 13 | 5" | 40,000 | 512,76 |
| 2100 14 | 6" | 48,000 | 582,48 |
| 2100 16 | 8" | 72,000 | 924,22 |
| 2100D 10 | DN 65 | - | 249,95 |
| 2100D 13 | DN 125 | - | 512,76 |
| 2100D 14 | DN 150 | - | 582,48 |



Ref. 2113

NEW

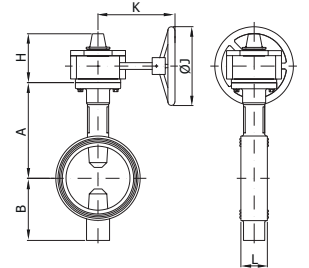


Válvula mariposa tipo wafer con reductor manual
 Cuerpo fundición nodular GGG.40.
 Disco fundición nodular + EPDM.
 Diseño según API 609. Distancia entre caras según ASME B16.10.
 Presión de trabajo 300 PSI. Temp. de trabajo: 0°C +80°C.
 Certificación UL/FM.

Wafer type butterfly valve with gear-box
 Body made of ductile iron GGG.40. Disc: D.I + EPDM.
 Design according to API 609.
 Face to face according to ASME B16.10.
 Working pressure 300 PSI. Working temperature: 0°C +80°C.
 UL/FM certification.

| MED. | L | A | B | H | K | J |
|--------|------|-----|-----|-----|-----|-----|
| 2 1/2" | 44,2 | 125 | 95 | 111 | 153 | 152 |
| 3" | 45,3 | 140 | 100 | 111 | 153 | 152 |
| 4" | 52 | 160 | 100 | 111 | 153 | 152 |
| 5" | 54,4 | 170 | 125 | 111 | 153 | 152 |
| 6" | 55,8 | 190 | 140 | 111 | 153 | 200 |
| 8" | 60,5 | 230 | 175 | 126 | 210 | 300 |

| | | | |
|---------|--------|--------|---------------|
| 2113 10 | 2 1/2" | 8,700 | 147,83 |
| 2113 11 | 3" | 8,800 | 152,63 |
| 2113 12 | 4" | 10,800 | 173,99 |
| 2113 13 | 5" | 12,000 | 192,13 |
| 2113 14 | 6" | 14,600 | 217,55 |
| 2113 16 | 8" | 26,700 | 327,26 |



Ref. 2114 - 2114D

NEW



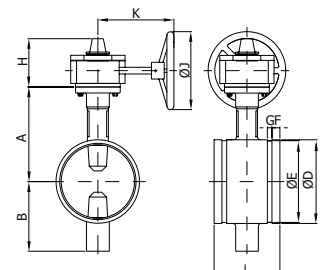
Válvula mariposa – Extremos ranurados con reductor manual
 Cuerpo fundición nodular GGG.40.
 Disco fundición nodular + EPDM.
 Diseño según API 609. Ranurado según AWWA C606.
 Distancia entre caras según ASME B16.10.
 Presión de trabajo 300 PSI. Temp. de trabajo: 0°C +80°C.
 Certificación UL/FM.

Grooved ends Butterfly valve with gear-box
 Body made of ductile iron GGG.40. Disc: D.I + EPDM.
 Design according to API 609. Grooved standard AWWA C606.
 Face to face according to ASME B16.10.
 Working pressure 300 PSI. Working temperature: 0°C +80°C.
 UL/FM certification.

| MED. | L | D | E | F | G | A | B | H | K | J |
|--------|-----|-------|-------|------|------|-----|-----|-----|-----|-----|
| 2 1/2" | 96 | 73 | 69,1 | 15,9 | 7,9 | 125 | 95 | 111 | 153 | 152 |
| 3" | 97 | 88,9 | 84,9 | 15,9 | 7,9 | 140 | 100 | 111 | 153 | 152 |
| 4" | 115 | 114,3 | 110,1 | 15,9 | 9,5 | 160 | 100 | 111 | 153 | 152 |
| 5" | 132 | 141,3 | 137 | 15,9 | 9,5 | 170 | 125 | 111 | 153 | 152 |
| 6" | 132 | 168,3 | 164 | 15,9 | 9,5 | 190 | 140 | 111 | 153 | 200 |
| 8" | 148 | 219,1 | 214,4 | 19 | 11,1 | 230 | 175 | 126 | 210 | 300 |
| DN 65 | 96 | 76,1 | 72,3 | 15,9 | 7,9 | 125 | 95 | 111 | 153 | 152 |
| DN 125 | 132 | 139,7 | 135,5 | 15,9 | 9,5 | 170 | 125 | 111 | 153 | 152 |
| DN 150 | 132 | 165,1 | 160,9 | 15,9 | 9,5 | 190 | 140 | 111 | 153 | 200 |

| | | | |
|---------|--------|--------|---------------|
| 2114 10 | 2 1/2" | 8,400 | 150,13 |
| 2114 11 | 3" | 9,800 | 155,71 |
| 2114 12 | 4" | 10,100 | 173,94 |
| 2114 13 | 5" | 13,800 | 206,87 |
| 2114 14 | 6" | 14,700 | 226,81 |
| 2114 16 | 8" | 28,700 | 360,59 |

| | | | |
|----------|--------|--------|---------------|
| 2114D 10 | DN 65 | 8,400 | 150,13 |
| 2114D 13 | DN 125 | 13,800 | 206,87 |
| 2114D 14 | DN 150 | 14,700 | 226,81 |



Ref. 2105

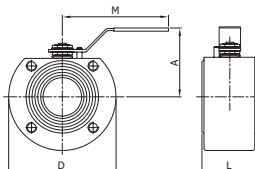


Tipo Wafer. Válvula esfera paso total 1 pieza montaje entre bridas PN 16

Cuerpo acero carbono A-105 bola eje y tapa: inox. AISI 304.
Asientos y juntas: PTFE. Temp. -20°C +180°C.
Mando manual por palanca.

Wafer type. 1 pc full bore ball valve mounting between flanges PN 16
Body: carbon steel A-105. Ball, stem and cover: stainless steel AISI 304.
Seats and seals: PTFE. Temp. -20°C +180°C.
Manually operated by handle.

| DN | D | A | L | M |
|-----|-----|-----|-----|-----|
| 25 | 110 | 90 | 45 | 180 |
| 32 | 130 | 110 | 54 | 270 |
| 40 | 140 | 110 | 65 | 280 |
| 50 | 150 | 125 | 72 | 280 |
| 65 | 170 | 150 | 98 | 360 |
| 80 | 190 | 160 | 118 | 360 |
| 100 | 220 | 180 | 140 | 470 |



| CÓDIGO CODE | MEDIDA SIZE | PESO WEIGHT | P.V.P. € PRICE € |
|-------------|-------------|-------------|------------------|
| 2105 06 | 1" | 2,700 | 89,85 |
| 2105 07 | 1 1/4" | 4,600 | 125,59 |
| 2105 08 | 1 1/2" | 6,300 | 152,73 |
| 2105 09 | 2" | 7,850 | 192,08 |
| 2105 10 | 2 1/2" | 13,800 | 311,47 |
| 2105 11 | 3" | 20,650 | 398,00 |
| 2105 12 | 4" | 31,200 | 600,79 |

Ref. 2110

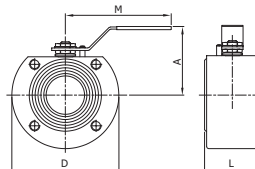


Tipo Wafer. Válvula esfera paso total 1 pieza montaje entre bridas PN 16

Cuerpo bola y eje: inox. AISI 316.
Asientos y juntas: PTFE Temp. -20°C +180°C.
Mando manual por palanca.

Wafer type. 1 pc full bore ball valve mounting between flanges PN 16
Body ball and stem: stainless steel AISI 316.
Seats and seals: PTFE Temp. -20°C +180°C.
Manually operated by handle.

| DN | D | A | L | M |
|-----|-----|-----|-----|-----|
| 15 | 90 | 90 | 32 | 130 |
| 20 | 100 | 90 | 42 | 180 |
| 25 | 110 | 90 | 45 | 180 |
| 32 | 130 | 110 | 54 | 270 |
| 40 | 140 | 110 | 65 | 280 |
| 50 | 150 | 125 | 72 | 280 |
| 65 | 170 | 150 | 98 | 360 |
| 80 | 190 | 160 | 118 | 360 |
| 100 | 220 | 180 | 140 | 470 |



| | | | |
|---------|--------|--------|---------|
| 2110 04 | 1/2" | 1,400 | 139,01 |
| 2110 05 | 3/4" | 2,200 | 169,72 |
| 2110 06 | 1" | 2,750 | 203,66 |
| 2110 07 | 1 1/4" | 4,640 | 287,71 |
| 2110 08 | 1 1/2" | 6,350 | 323,26 |
| 2110 09 | 2" | 7,900 | 412,01 |
| 2110 10 | 2 1/2" | 13,900 | 684,34 |
| 2110 11 | 3" | 20,900 | 906,39 |
| 2110 12 | 4" | 31,300 | 1466,72 |

Ref. 2115

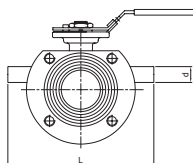


Tipo wafer. Válvula esfera paso total 1 pieza con cámara de calefacción montaje entre bridas PN 16

Cuerpo: acero al carbono forjado A-105. bola, eje y tapa: inox. AISI 304 asientos y juntas: PTFE. Temp. -20°C +180°C. Mando manual por palanca.

Wafer type. 1 pc full bore ball valve with heating chamber mounting between flanges PN 16
Body: forged carbon steel A-105. Ball stem and cover: stainless steel AISI 304. Seats and seals: PTFE Temp. -20°C +180°C. Manually operated by handle.

| DN | L | d |
|-----|-----|------|
| 25 | 170 | 3/4" |
| 32 | 190 | 3/4" |
| 40 | 200 | 3/4" |
| 50 | 210 | 3/4" |
| 65 | 235 | 3/4" |
| 80 | 250 | 3/4" |
| 100 | 270 | 3/4" |



| | | | |
|---------|--------|--------|--------|
| 2115 06 | 1" | 3,050 | 199,61 |
| 2115 07 | 1 1/4" | 4,730 | 246,37 |
| 2115 08 | 1 1/2" | 6,400 | 303,36 |
| 2115 09 | 2" | 8,300 | 356,68 |
| 2115 10 | 2 1/2" | 13,500 | 529,50 |
| 2115 11 | 3" | 20,300 | 639,82 |
| 2115 12 | 4" | 32,400 | 911,92 |

Ref. 2118

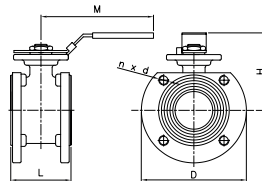


Tipo Wafer. Válvula esfera paso total 1 pieza montaje entre bridas PN 16

Const. acero inox CF8M (316) microfundición. Esfera y eje inoxidable 316. Asientos PTFE + 15% FV. PN 16. Temp. -25°C +180°C. Montaje directo S/ISO 5211. Mando manual por palanca con sistema de bloqueo.

Wafer type. 1 pc full bore ball valve mounting between flanges PN 16
Const. stainless steel CF8M (316) investment casting. Ball and stem: stainless steel 316. Seats (PTFE + 15% GF. PN 16. Temp. -25°C +180°C. Direct assembling ISO 5211. Manually operated by handle with locking system.

| MED. | DN | L | M | D | H | n x d |
|--------|-----|-----|-----|-----|-----|---------|
| 1/2" | 15 | 36 | 120 | 95 | 89 | 4 x M12 |
| 3/4" | 20 | 38 | 120 | 105 | 94 | 4 x M12 |
| 1" | 25 | 50 | 160 | 115 | 90 | 4 x M12 |
| 1 1/4" | 32 | 53 | 160 | 140 | 100 | 4 x M16 |
| 1 1/2" | 40 | 65 | 200 | 150 | 105 | 4 x M16 |
| 2" | 50 | 78 | 200 | 165 | 125 | 4 x M16 |
| 2 1/2" | 65 | 98 | 255 | 185 | 140 | 4 x M16 |
| 3" | 80 | 118 | 255 | 200 | 145 | 8 x M16 |
| 4" | 100 | 140 | 300 | 220 | 175 | 8 x M16 |



| | | | |
|---------|--------|--------|--------|
| 2118 04 | 1/2" | 1,250 | 77,85 |
| 2118 05 | 3/4" | 1,600 | 94,72 |
| 2118 06 | 1" | 2,300 | 115,18 |
| 2118 07 | 1 1/4" | 3,550 | 168,96 |
| 2118 08 | 1 1/2" | 4,600 | 214,72 |
| 2118 09 | 2" | 6,350 | 279,75 |
| 2118 10 | 2 1/2" | 9,650 | 437,46 |
| 2118 11 | 3" | 13,800 | 593,16 |
| 2118 12 | 4" | 18,600 | 829,56 |

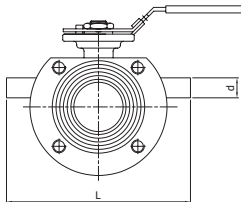
Ref. 2119



Válvula esfera Paso Total 1 pieza con cámara de calefacción. Montaje entre bridas PN 16
 Const. acero inox CF8M (316) Microfusión. Esfera y eje inoxidable 316. Asientos PTFE + 15% FV. PN 16. Temp. -25 °C +180 °C. Montaje directo s/ ISO 5211. Mando manual por palanca con sistema de bloqueo.

Wafer type - 1 Pc full bore ball valve with heating chamber. Mounting between flanges PN 16
 Const. stainless steel CF8M (316) Investment casting. Ball and stem: stainless steel 316. Seats: PTFE + 15% GF. PN 16. Temp. -25 °C +180 °C. Direct assembling ISO 5211. Manually operated by handle with locking system.

| MED. | DN | L | d |
|--------|-----|-----|---------|
| 1/2" | 15 | 150 | Rp 3/4" |
| 3/4" | 20 | 160 | Rp 3/4" |
| 1" | 25 | 170 | Rp 3/4" |
| 1 1/4" | 32 | 190 | Rp 3/4" |
| 1 1/2" | 40 | 200 | Rp 3/4" |
| 2" | 50 | 210 | Rp 3/4" |
| 2 1/2" | 65 | 235 | Rp 3/4" |
| 3" | 80 | 250 | Rp 3/4" |
| 4" | 100 | 270 | Rp 3/4" |



| CÓDIGO CODE | MEDIDA SIZE | PESO WEIGHT | P.V.P. € PRICE € |
|-------------|-------------|-------------|------------------|
| 2119 04 | 1/2" | 1,340 | 289,84 |
| 2119 05 | 3/4" | 1,710 | 306,04 |
| 2119 06 | 1" | 2,450 | 389,81 |
| 2119 07 | 1 1/4" | 3,800 | 447,32 |
| 2119 08 | 1 1/2" | 4,950 | 496,92 |
| 2119 09 | 2" | 6,800 | 570,89 |
| 2119 10 | 2 1/2" | 10,400 | 731,00 |
| 2119 11 | 3" | 14,800 | 897,64 |
| 2119 12 | 4" | 19,900 | 1224,78 |

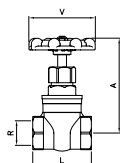
Ref. 2220 - 2220N



Válvula de compuerta PN-16
 Rosca gas, también disponible con rosca NPT (2220N).
 Construcción: inox. CF8M (316) microfusión.
 Juntas: PTFE. Conexión: rosca gas ISO 7-1 (EN 10226-1). Presión máx.: 16BAR a 120°C - 10 BAR a 180°C. Temp. mín. -30°C.

Gate valve PN-16
 Gas thread, also available NPT thread (2220N).
 Constr. stainless steel CF8M (316) investment casting.
 Seats: PTFE: gas threaded ends ISO 7-1 (EN 10226-1).
 Max. pressure: 16 BAR at 120°C - 10 BAR at 180°C.
 Minimum temp.: -30°C.

| R | DN | A | L | V |
|--------|----|-----|----|-----|
| 1/2" | 15 | 100 | 55 | 70 |
| 3/4" | 20 | 110 | 61 | 70 |
| 1" | 25 | 115 | 68 | 70 |
| 1 1/4" | 32 | 130 | 77 | 80 |
| 1 1/2" | 40 | 150 | 80 | 100 |
| 2" | 50 | 167 | 93 | 100 |



| 2220 04 | 1/2" | 0,414 | 53,54 |
|---------|--------|-------|--------|
| 2220 05 | 3/4" | 0,578 | 66,62 |
| 2220 06 | 1" | 0,740 | 82,32 |
| 2220 07 | 1 1/4" | 0,995 | 102,80 |
| 2220 08 | 1 1/2" | 1,459 | 143,53 |
| 2220 09 | 2" | 1,985 | 172,27 |

Precios rosca NPT a consultar / NPT thread prices on request

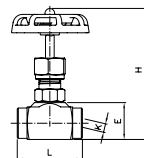
Ref. 2221 - 2222



Válvulas de aguja - 3000 Lbs
 Art. 2221. Rosca gas H/H. Art. 2222. Rosca NPT H/H
 Construcción: acero A105 / aguja INOX A182 F316 + T. Térmico.
 Estopada: PTFE Presión máxima de trabajo 210 bar. Temperatura de trabajo -20°C a 250°C.

Needle valve - 3000 Lbs
 Art. 2221. Gas thread F/F. Art. 2222. NPT thread F/F
 Constr. steel A105, needle stainless steel A182 F316 + Heat Treatment. Stem packing: PTFE Max. working pressure 210 bar. Working temperature -20°C to 250°C.

| MED. | E | H | L | K |
|------|----|-----|----|---|
| 1/4" | 25 | 85 | 50 | 3 |
| 3/8" | 30 | 100 | 55 | 4 |
| 1/2" | 34 | 115 | 60 | 6 |
| 3/4" | 40 | 120 | 70 | 8 |
| 1" | 45 | 138 | 75 | 9 |



| | | | |
|---------|------|-------|-------|
| 2221 02 | 1/4" | 0,260 | 23,30 |
| 2221 03 | 3/8" | 0,360 | 23,38 |
| 2221 04 | 1/2" | 0,530 | 26,60 |
| 2221 05 | 3/4" | 0,760 | 33,54 |
| 2221 06 | 1" | 1,175 | 48,84 |

Precios rosca NPT a consultar / NPT thread prices on request

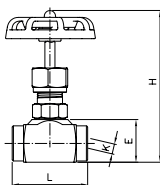
Ref. 2223 - 2224



Válvulas de aguja - 3000 Lbs
 Art. 2223. Rosca gas H/H. Art. 2224. Rosca NPT H/H
 Construcción: acero inoxidable A182 F316/aguja inox A182 F316 + T. térmico. Estopada: PTFE. Presión máxima de trabajo 210 bar. Temperatura de trabajo: -20°C a 250°C.

Needle valve - 3000 Lbs
 Art. 2223. Gas thread F/F. Art. 2224. NPT thread F/F
 Construction: stainless steel A182 F316/needle stainless steel A182 F316 + heat treatment. Stem packing PTFE. Max. working pressure 210 bar. Working temperature -20°C to 250°C.

| MED. | E | H | L | K |
|--------|----|-----|-----|----|
| 1/4" | 25 | 85 | 50 | 3 |
| 3/8" | 30 | 100 | 55 | 4 |
| 1/2" | 34 | 115 | 60 | 6 |
| 3/4" | 40 | 120 | 70 | 8 |
| 1" | 45 | 138 | 75 | 9 |
| 1 1/4" | 57 | 165 | 90 | 11 |
| 1 1/2" | 67 | 185 | 100 | 15 |
| 2" | 78 | 195 | 120 | 18 |



| | | | |
|---------|--------|-------|--------|
| 2223 02 | 1/4" | 0,260 | 42,30 |
| 2223 03 | 3/8" | 0,360 | 47,81 |
| 2223 04 | 1/2" | 0,530 | 54,19 |
| 2223 05 | 3/4" | 0,760 | 74,23 |
| 2223 06 | 1" | 1,175 | 105,96 |
| 2223 07 | 1 1/4" | 1,850 | 201,36 |
| 2223 08 | 1 1/2" | 2,900 | 262,69 |
| 2223 09 | 2" | 4,700 | 323,32 |

Precios rosca NPT a consultar / NPT thread prices on request

Ref. 2225 - 2225N



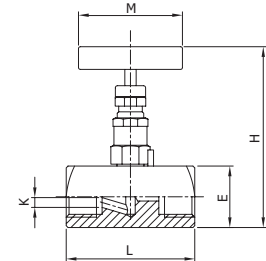
Válvula de aguja – 6000 Lbs
 También disponible con rosca NPT (2225N).
 Construcción: Acero inox. A182 F316 / Aguja inox A182 F316 + T. Térmico. Rosca ISO 7-1 (EN 10226-1). Estopada PTFE. Presión máxima de trabajo 410 bar. Temperatura de trabajo -54°C a 250°C.

Needle valve – 6000 Lbs
 Also available with NPT thread (2225N).
 Construction: Stainless steel A182 F316 / Needle stainless steel A182 F316 + Heat treatment. Thread ISO 7-1 (EN 10226-1). Stem packing PTFE. Max. working pressure 410 bar. Working temperature -54°C to 250°C.

| MED. | E | H | L | M | K |
|------|------|-----|----|----|---|
| 1/4" | 25,5 | 90 | 61 | 55 | 4 |
| 3/8" | 25,5 | 90 | 61 | 55 | 4 |
| 1/2" | 28,5 | 92 | 68 | 55 | 5 |
| 3/4" | 38 | 98 | 76 | 55 | 6 |
| 1" | 44,5 | 108 | 85 | 55 | 8 |

| CÓDIGO CODE | MEDIDA SIZE | PESO WEIGHT | P.V.P. € PRICE € |
|-------------|-------------|-------------|------------------|
| 2225 02 | 1/4" | 0,365 | 52,50 |
| 2225 03 | 3/8" | 0,355 | 57,75 |
| 2225 04 | 1/2" | 0,440 | 60,36 |
| 2225 05 | 3/4" | 0,800 | 86,05 |
| 2225 06 | 1" | 1,120 | 118,36 |

Precios rosca NPT a consultar / NPT thread prices on request



Ref. 2226 - 2226N



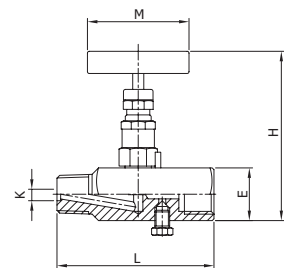
Válvula de aguja – 6000 lbs con purga
 También disponible con rosca NPT (2226N).
 Construcción: Acero inox. A182 F316 / Aguja inox A182 F316 + T. térmico. Rosca ISO 7-1 (EN 10226-1). Estopada PTFE. Presión máxima de trabajo 410 bar. Temperatura de trabajo -54°C a 250°C.

Needle valve – 6000 lbs with vent port
 Also available with NPT thread (2226N).
 Construction: Stainless steel A182 F316 / Needle stainless steel A182 F316 + Heat treatment. Thread ISO 7-1 (EN 10226-1). Stem packing ptf. Max. working pressure 410 bar. Working temperature -54°C to 250°C.

| MED. | E | H | L | M | K |
|------|------|----|----|----|---|
| 1/4" | 28,5 | 90 | 75 | 55 | 4 |
| 1/2" | 32 | 92 | 89 | 55 | 5 |

| | | | |
|---------|------|-------|-------|
| 2226 02 | 1/4" | 0,540 | 70,20 |
| 2226 04 | 1/2" | 0,570 | 74,26 |

Precios rosca NPT a consultar / NPT thread prices on request



Ref. 2230



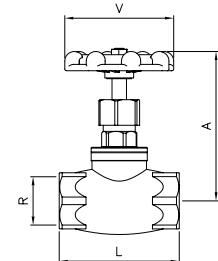
Válvula de globo PN 16
 Rosca gas, también disponible en rosca NPT (2230N).
 Construcción: inox. CF8M (316) microfundición.
 Juntas: PTFE conexión: rosca gas ISO 7-1 (EN 10226-1).
 Presión máx.: 16 BAR a 120°C 10 BAR a 180°C.

Globe valve PN 16
 Gas thread, also available NPT thread (2230N).
 Constr. stainless steel CF8M (316) investment casting.
 Seals: PTFE: gas threaded ends ISO 7-1 (EN 10226-1).
 Max. pressure: 16 BAR at 120°C - 10 BAR at 180°C.

| R | DN | A | L | V |
|--------|----|-----|-----|-----|
| 1/2" | 15 | 97 | 65 | 70 |
| 3/4" | 20 | 103 | 75 | 70 |
| 1" | 25 | 116 | 90 | 70 |
| 1 1/4" | 32 | 135 | 105 | 80 |
| 1 1/2" | 40 | 152 | 120 | 100 |
| 2" | 50 | 164 | 140 | 100 |

| | | | |
|---------|--------|-------|--------|
| 2230 04 | 1/2" | 0,380 | 41,23 |
| 2230 05 | 3/4" | 0,600 | 49,76 |
| 2230 06 | 1" | 0,850 | 65,54 |
| 2230 07 | 1 1/4" | 1,365 | 87,37 |
| 2230 08 | 1 1/2" | 1,880 | 117,22 |
| 2230 09 | 2" | 2,680 | 153,63 |

Precios rosca NPT a consultar / NPT thread prices on request



Ref. 3073

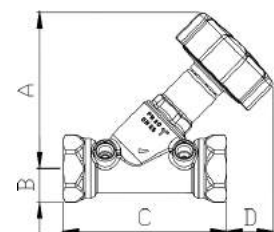


Válvula de equilibrado
 PN 20. Construcción cuerpo y componentes internos en latón.
 Juntas VITON. Extremos rosca gas (BSP) H-H, ISO 228/1. Toma de presión G 1/8" H. Temperatura trabajo de -30°C a 120°C.

Balancing valve
 PN 20. Brass construction of body and inner components. Gas threaded ends (BSP) F-F, ISO 228/1. Pressure taps connection G 1/8" F. Working temperature from -30°C to 120°C.

| R | A | B | C | D |
|--------|------|------|-------|------|
| 1/2" | 84 | 15 | 96 | 22 |
| 3/4" | 85,6 | 17,8 | 97 | 21,5 |
| 1" | 98 | 21,3 | 103,3 | 29,5 |
| 1 1/4" | 101 | 28 | 111 | 29 |
| 1 1/2" | 107 | 31 | 120 | 27 |
| 2" | 115 | 37 | 132 | 21,9 |

| | | | |
|---------|--------|-------|--------|
| 3073 04 | 1/2" | 0,400 | 39,34 |
| 3073 05 | 3/4" | 0,500 | 40,01 |
| 3073 06 | 1" | 0,700 | 50,35 |
| 3073 07 | 1 1/4" | 1,000 | 56,35 |
| 3073 08 | 1 1/2" | 1,000 | 78,76 |
| 3073 09 | 2" | 1,800 | 121,66 |



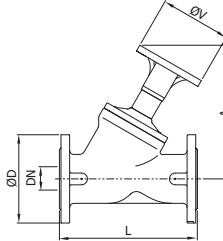
Ref. 2228



Válvula de equilibrado estático – Bridas DIN PN 16
Const. cuerpo y bonete fundición nodular GGG-40.
Eje acero inoxidable. Cierre en EPDM.
Orificio variable. Doble regulación.
Temperatura de trabajo -10°C +120°C.

Static balancing valve – Flanged ends DIN PN 16
Body and bonnet of ductil iron GGG-40.
Stainless steel stem. Sealing: EPDM.
Variable orifice. Double regulation.
Working temperature -10°C +120°C.

| MED. | DN | D | L | A | V |
|--------|-----|-----|-----|-----|-----|
| 2" | 50 | 165 | 230 | 276 | 180 |
| 2 1/2" | 65 | 185 | 290 | 308 | 180 |
| 3" | 80 | 200 | 310 | 320 | 180 |
| 4" | 100 | 220 | 350 | 340 | 180 |
| 5" | 125 | 250 | 400 | 375 | 180 |
| 6" | 150 | 285 | 480 | 410 | 180 |
| 8" | 200 | 340 | 600 | 550 | 350 |
| 10" | 250 | 405 | 730 | 590 | 350 |
| 12" | 300 | 460 | 850 | 678 | 450 |



| CÓDIGO CODE | MEDIDA SIZE | PESO WEIGHT | P.V.P. € PRICE € |
|-------------|-------------|-------------|------------------|
| 2228 09 | 2" | 11,400 | 299,79 |
| 2228 10 | 2 1/2" | 16,500 | 329,51 |
| 2228 11 | 3" | 19,300 | 399,89 |
| 2228 12 | 4" | 27,000 | 501,71 |
| 2228 13 | 5" | 41,000 | 708,98 |
| 2228 14 | 6" | 55,000 | 950,51 |
| 2228 16 | 8" | 100,000 | 1708,72 |
| 2228 18 | 10" | 158,000 | 2546,27 |
| 2228 20 | 12" | 213,000 | 3704,81 |

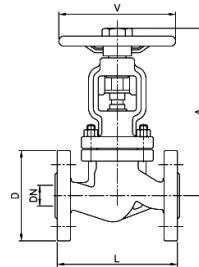
Ref. 2231



Válvula de globo con fuelle – Bridas DIN PN 16
Const. cuerpo y bonete acero al carbono GS-C25 (WCB).
Material del fuelle: inoxidable 304. Junta y empaquetadura de grafito. Material de cierre: inoxidable. Temperatura máxima de trabajo 350°C.

Bellow globe valve – Flanged ends DIN PN 16
Body and bonnet made of carbon steel GS-C25 (WCB).
Bellow material: stainless steel 304. Gasket and packing: graphite.
Seal material: stainless steel. Max. working temperature 350°C.

| MED. | DN | A | D | L | V |
|--------|-----|-----|-----|-----|-----|
| 1/2" | 15 | 195 | 95 | 130 | 140 |
| 3/4" | 20 | 200 | 105 | 150 | 140 |
| 1" | 25 | 220 | 115 | 160 | 140 |
| 1 1/4" | 32 | 225 | 140 | 180 | 160 |
| 1 1/2" | 40 | 235 | 150 | 200 | 180 |
| 2" | 50 | 250 | 165 | 230 | 180 |
| 2 1/2" | 65 | 260 | 185 | 290 | 220 |
| 3" | 80 | 265 | 200 | 310 | 250 |
| 4" | 100 | 370 | 220 | 350 | 300 |
| 5" | 125 | 400 | 250 | 400 | 350 |
| 6" | 150 | 515 | 285 | 480 | 400 |
| 8" | 200 | 550 | 340 | 600 | 500 |



| CÓDIGO CODE | MEDIDA SIZE | PESO WEIGHT | P.V.P. € PRICE € |
|-------------|-------------|-------------|------------------|
| 2231 04 | 1/2" | 4,300 | 120,25 |
| 2231 05 | 3/4" | 5,300 | 124,31 |
| 2231 06 | 1" | 6,300 | 139,86 |
| 2231 07 | 1 1/4" | 8,000 | 178,72 |
| 2231 08 | 1 1/2" | 9,800 | 209,78 |
| 2231 09 | 2" | 13,500 | 248,63 |
| 2231 10 | 2 1/2" | 19,100 | 372,97 |
| 2231 11 | 3" | 24,000 | 466,19 |
| 2231 12 | 4" | 37,000 | 621,58 |
| 2231 13 | 5" | 62,000 | 823,68 |
| 2231 14 | 6" | 80,000 | 1126,66 |
| 2231 16 | 8" | 136,000 | 1825,97 |

Ref. 2229A

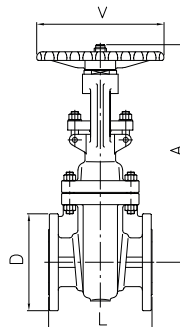
NEW



Válvula de compuerta con bridas ANSI clase 150
Const. Cuerpo y bonete acero al carbono ASTM A216 WCB.
Diseño según API 600. Compuerta: ASTM A216 WCB + 13 Cr.
Distancia entre bridas según ASME B16.10. Bridas según ASME B16.5. Temp. de trabajo: -20°C +400°C.

Gate valve with flanged ends ANSI 150 class
Body and bonnet made of carbon steel ASTM A216 WCB.
Design according to API 600. Gate: ASTM a216 WCB + 13 Cr.
Face to face according to ASME B16.10. Flanged ends according to ASME B16.5. Working temperature: -20°C +400°C.

| MED | DN | D | L | A | M |
|--------|-----|-----|-----|------|-----|
| 2" | 50 | 150 | 178 | 405 | 200 |
| 2 1/2" | 65 | 180 | 190 | 455 | 200 |
| 3" | 80 | 190 | 203 | 505 | 250 |
| 4" | 100 | 230 | 229 | 585 | 250 |
| 5" | 125 | 255 | 254 | 680 | 300 |
| 6" | 150 | 280 | 267 | 785 | 300 |
| 8" | 200 | 345 | 292 | 955 | 350 |
| 10" | 250 | 405 | 330 | 1175 | 400 |
| 12" | 300 | 485 | 356 | 1365 | 450 |



| CÓDIGO CODE | MEDIDA SIZE | PESO WEIGHT | P.V.P. € PRICE € |
|-------------|-------------|-------------|------------------|
| 2229A 09 | 2" | 18,000 | 186,64 |
| 2229A 10 | 2 1/2" | 24,000 | 276,50 |
| 2229A 11 | 3" | 30,000 | 320,89 |
| 2229A 12 | 4" | 47,000 | 449,24 |
| 2229A 13 | 5" | 62,000 | 591,85 |
| 2229A 14 | 6" | 73,000 | 691,69 |
| 2229A 16 | 8" | 112,000 | 1023,05 |
| 2229A 18 | 10" | 178,000 | 1572,59 |
| 2229A 20 | 12" | 256,000 | 2270,75 |

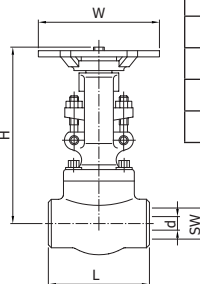
Ref. 2232N - 2232S



Válvula de compuerta clase 800 (2232S-extremos S.W.)
 Const. cuerpo y bonete acero forjado ASTM A105N.
 Material de cierre: asiento con stellite.
 Compuerta: ASTM A182 - F6a. (trim #8/XU).
 Bonete atornillado. Extremos roscados NPT.

Gate valve class 800 (2232S-S.W. ends)
 Body and bonnet made of forged steel ASTM A105N.
 Seat material: stainless steel stellite.
 Gate: astm a182 F6a (trim #8/XU). Bolted bonnet. NPT.
 Thread ends. (2232S- socket weld ends).

| MED. | D | d | SW | H | W | L |
|--------|----|------|------|-----|-----|-----|
| 1/2" | 15 | 10 | 21,8 | 151 | 100 | 79 |
| 3/4" | 20 | 13,5 | 27,1 | 158 | 100 | 92 |
| 1" | 25 | 18 | 33,8 | 185 | 125 | 111 |
| 1 1/4" | 32 | 24 | 42,6 | 239 | 160 | 120 |
| 1 1/2" | 40 | 30 | 48,7 | 243 | 160 | 120 |
| 2" | 50 | 36,5 | 61,1 | 279 | 180 | 140 |



| CÓDIGO CODE | MEDIDA SIZE | PESO WEIGHT | P.V.P. € PRICE € |
|-------------|-------------|-------------|------------------|
| 2232N 04 | 1/2" | 2,200 | 57,19 |
| 2232N 05 | 3/4" | 2,395 | 64,05 |
| 2232N 06 | 1" | 4,110 | 79,70 |
| 2232N 07 | 1 1/4" | 5,650 | 115,19 |
| 2232N 08 | 1 1/2" | 6,740 | 148,94 |
| 2232N 09 | 2" | 10,730 | 220,04 |
| 2232S 04 | 1/2" | 2,210 | 57,19 |
| 2232S 05 | 3/4" | 2,435 | 64,05 |
| 2232S 06 | 1" | 4,130 | 79,70 |
| 2232S 07 | 1 1/4" | 5,710 | 115,19 |
| 2232S 08 | 1 1/2" | 6,850 | 148,94 |
| 2232S 09 | 2" | 10,810 | 220,04 |

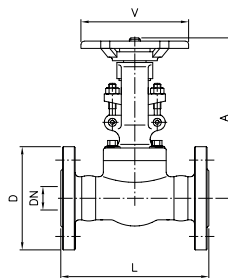
Ref. 2232A



Válvula de compuerta con bridas ANSI clase 150
 Const. cuerpo y bonete acero forjado ASTM A105N.
 Material de cierre: asiento con stellite.
 Compuerta: ASTM A182 - F6a. (Trim #8/XU).
 Bonete atornillado.

Gate valve with flanged ends ANSI 150 class
 Body and bonnet made of forged steel ASTM A105N.
 Seat material: stainless steel stellite.
 Gate: ASTM A182 F6a (Trim #8/XU). Bolted bonnet.

| MED. | DN | A | D | L | V |
|--------|----|-----|-----|-----|-----|
| 1/2" | 15 | 157 | 90 | 108 | 80 |
| 3/4" | 20 | 163 | 100 | 117 | 80 |
| 1" | 25 | 194 | 110 | 127 | 105 |
| 1 1/4" | 32 | 196 | 115 | 140 | 140 |
| 1 1/2" | 40 | 217 | 125 | 165 | 140 |
| 2" | 50 | 251 | 150 | 178 | 160 |



| CÓDIGO CODE | MEDIDA SIZE | PESO WEIGHT | P.V.P. € PRICE € |
|-------------|-------------|-------------|------------------|
| 2232A 04 | 1/2" | 3,400 | 75,67 |
| 2232A 05 | 3/4" | 3,800 | 84,85 |
| 2232A 06 | 1" | 5,900 | 123,82 |
| 2232A 07 | 1 1/4" | 7,200 | 155,92 |
| 2232A 08 | 1 1/2" | 10,000 | 210,95 |
| 2232A 09 | 2" | 15,200 | 288,91 |

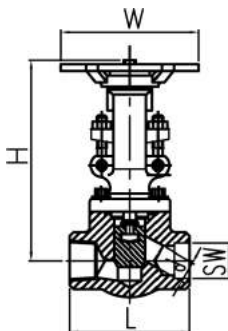
Ref. 2233N - 2233S



Válvula de globo clase 800 (2233S - extremos S.W.)
 Const. cuerpo y bonete acero forjado ASTM A105N.
 Material de cierre: asiento con stellite.
 Disco: ASTM A182 - F6a. (trim #8/XU).
 Bonete atornillado. Extremos roscados NPT.

Globe valve class 800 (2233S - S.W. ends)
 Body and bonnet made of forged steel ASTM A105N.
 Seat material: stainless steel stellite. Disc: ASTM A182 F6a (trim #8/XU). Bolted bonnet. NPT thread ends.
 (2233S socket weld ends).

| MED. | DN | SW | H | W | L |
|--------|----|------|-----|-----|-----|
| 1/2" | 15 | 21,8 | 164 | 100 | 79 |
| 3/4" | 20 | 27,1 | 164 | 100 | 92 |
| 1" | 25 | 33,8 | 203 | 125 | 111 |
| 1 1/4" | 32 | 42,6 | 224 | 160 | 120 |
| 1 1/2" | 40 | 48,7 | 260 | 160 | 152 |
| 2" | 50 | 61,1 | 300 | 180 | 172 |



| CÓDIGO CODE | MEDIDA SIZE | PESO WEIGHT | P.V.P. € PRICE € |
|-------------|-------------|-------------|------------------|
| 2233N 04 | 1/2" | 2,235 | 56,07 |
| 2233N 05 | 3/4" | 2,400 | 62,80 |
| 2233N 06 | 1" | 4,145 | 78,13 |
| 2233N 07 | 1 1/4" | 5,765 | 112,93 |
| 2233N 08 | 1 1/2" | 8,110 | 146,02 |
| 2233N 09 | 2" | 12,540 | 215,73 |
| 2233S 04 | 1/2" | 2,270 | 56,07 |
| 2233S 05 | 3/4" | 2,445 | 62,80 |
| 2233S 06 | 1" | 4,185 | 78,13 |
| 2233S 07 | 1 1/4" | 5,850 | 112,93 |
| 2233S 08 | 1 1/2" | 8,325 | 146,02 |
| 2233S 09 | 2" | 12,675 | 215,73 |

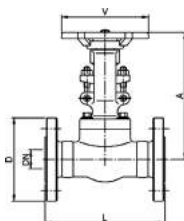
Ref. 2233A



Válvula de globo con bridas ANSI clase 150
 Const. cuerpo y bonete acero forjado ASTM A105N.
 Material de cierre: asiento con stellite.
 Compuerta: ASTM A182 - F6a. (Trim #8/XU).
 Bonete atornillado.

Globe valve with flanged ends ANSI 150 class
 Body and bonnet made of forged steel ASTM A105N.
 Seat material: stainless steel stellited.
 Gate: ASTM A182 F6a (Trim #8/XU). Bolted bonnet.

| MED. | DN | A | D | L | V |
|--------|----|-----|-----|-----|-----|
| 1/2" | 15 | 185 | 90 | 108 | 80 |
| 3/4" | 20 | 183 | 100 | 117 | 80 |
| 1" | 25 | 218 | 110 | 127 | 105 |
| 1 1/4" | 32 | 223 | 115 | 140 | 140 |
| 1 1/2" | 40 | 245 | 125 | 165 | 140 |
| 2" | 50 | 269 | 150 | 178 | 160 |



| CÓDIGO CODE | MEDIDA SIZE | PESO WEIGHT | P.V.P. € PRICE € |
|-------------|-------------|-------------|------------------|
| 2233A 04 | 1/2" | 3,400 | 75,67 |
| 2233A 05 | 3/4" | 3,900 | 84,85 |
| 2233A 06 | 1" | 5,950 | 123,82 |
| 2233A 07 | 1 1/4" | 9,600 | 155,92 |
| 2233A 08 | 1 1/2" | 10,500 | 220,12 |
| 2233A 09 | 2" | 13,100 | 307,26 |

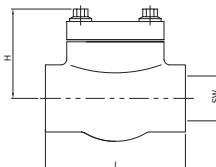
Ref. 2234N - 2234S



Válvula de retención clase 800 tipo pistón (2234S - extremos S.W.)
 Const. cuerpo y tapa acero forjado ASTM A105N.
 Material de cierre: asiento con stellite.
 Pistón: ASTM A182 - F6a. (trim #8/XU).
 Tapa atornillada. Extremos roscados NPT.

Check valve class 800. Piston type (2234S - S.W ends)
 Body and cover made of forged steel ASTM A105N.
 Seat material: stainless steel stellited.
 Piston: ASTM A182 F6a (trim #8/XU).
 Bolted cover. NPT thread ends.

| MED. | DN | SW | H | L |
|--------|----|------|-----|-----|
| 1/2" | 15 | 21,8 | 61 | 79 |
| 3/4" | 20 | 27,1 | 61 | 92 |
| 1" | 25 | 33,8 | 78 | 111 |
| 1 1/4" | 32 | 42,6 | 84 | 120 |
| 1 1/2" | 40 | 48,7 | 101 | 120 |
| 2" | 50 | 61,1 | 120 | 140 |



| CÓDIGO CODE | MEDIDA SIZE | PESO WEIGHT | P.V.P. € PRICE € |
|-------------|-------------|-------------|------------------|
| 2234N 04 | 1/2" | 1,595 | 54,24 |
| 2234N 05 | 3/4" | 1,760 | 60,75 |
| 2234N 06 | 1" | 2,990 | 78,05 |
| 2234N 07 | 1 1/4" | 4,180 | 112,81 |
| 2234N 08 | 1 1/2" | 6,360 | 145,87 |
| 2234N 09 | 2" | 10,310 | 215,51 |
| 2234S 04 | 1/2" | 1,605 | 54,24 |
| 2234S 05 | 3/4" | 1,775 | 60,75 |
| 2234S 06 | 1" | 3,000 | 78,05 |
| 2234S 07 | 1 1/4" | 4,260 | 112,81 |
| 2234S 08 | 1 1/2" | 6,380 | 145,87 |
| 2234S 09 | 2" | 10,420 | 215,51 |

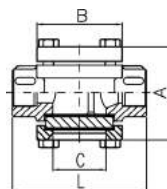
Ref. 2240



Mirillas de turbulencia doble cristal
 Construcción: cuerpo inox. AISI 316. Extremos rosca gas ISO 7-1 (EN 10226-1). Cristal: normal con tratamiento térmico bajo demanda: cristal "pyrex". Presión máx. de trabajo: 16 BAR a 50°C. Temp. máx. de trabajo: 200°C a 10 BAR.

Sight glass, double glass
 Constr. body stainless steel AISI 316. Gas ISO 7-1 (EN 10226-1) threaded ends.
 Glass: normal with thermal treatment. On request: "pyrex" glass.
 Max. working pressure: 16 BAR at 50°C.
 Max. working temp.: 200°C at 10 BAR.

| DN | L | A | B | C |
|----|-----|-----|----|----|
| 15 | 100 | 70 | 64 | 40 |
| 20 | 100 | 70 | 64 | 40 |
| 25 | 120 | 88 | 72 | 50 |
| 32 | 120 | 88 | 72 | 50 |
| 40 | 150 | 123 | 96 | 65 |
| 50 | 150 | 123 | 96 | 65 |



| CÓDIGO CODE | MEDIDA SIZE | PESO WEIGHT | P.V.P. € PRICE € |
|-------------|-------------|-------------|------------------|
| 2240 04 | 1/2" | 1,100 | 92,10 |
| 2240 05 | 3/4" | 1,050 | 103,26 |
| 2240 06 | 1" | 1,600 | 116,76 |
| 2240 07 | 1 1/4" | 1,750 | 146,93 |
| 2240 08 | 1 1/2" | 3,850 | 228,46 |
| 2240 09 | 2" | 4,000 | 271,48 |

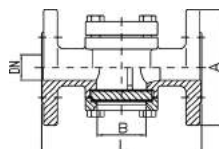
Ref. 2250



Mirillas de turbulencia doble cristal
 Construcción: cuerpo inox. AISI 316. Extremos bridas din PN 16. Cristal: normal con tratamiento térmico. Bajo demanda: cristal "pyrex". Presión máx. de trabajo: 16 BAR a 50°C. Temp. máx. de trabajo: 200°C a 10 BAR.

Sight glass, double glass
 Constr. body stainless steel AISI 316. Ends: flanges din PN 16. Glass: normal with thermal treatment on request: "pyrex" glass. Max. working pressure: 16 BAR at 50°C. Max. working temp.: 200°C at 10 BAR.

| DN | L | A | B |
|-----|-----|-----|-----|
| 15 | 130 | 95 | 40 |
| 20 | 150 | 105 | 40 |
| 25 | 160 | 115 | 50 |
| 32 | 180 | 140 | 50 |
| 40 | 200 | 150 | 65 |
| 50 | 230 | 165 | 65 |
| 65 | 290 | 185 | 100 |
| 80 | 310 | 200 | 100 |
| 100 | 350 | 220 | 125 |



| CÓDIGO CODE | MEDIDA SIZE | PESO WEIGHT | P.V.P. € PRICE € |
|-------------|-------------|-------------|------------------|
| 2250 04 | 1/2" | 2,250 | 149,17 |
| 2250 05 | 3/4" | 2,800 | 172,66 |
| 2250 06 | 1" | 3,650 | 215,41 |
| 2250 07 | 1 1/4" | 5,750 | 269,02 |
| 2250 08 | 1 1/2" | 8,300 | 360,38 |
| 2250 09 | 2" | 9,800 | 437,94 |
| 2250 10 | 2 1/2" | 13,700 | 725,92 |
| 2250 11 | 3" | 16,650 | 913,28 |
| 2250 12 | 4" | 23,800 | 1256,01 |

Ref. **2252 - 2252N**

NEW



Válvula de Seguridad

Conexión rosca gas BSP M-H s/ ISO228/1, disponible con rosca NPT (2252N). Diseño, cálculo y control s/normas EN 12516-1 y EN 4126-1/7. Construcción: Acero Inoxidable 1.4408 (CF8M). Asiento y disco en acero inoxidable AISI 316. Tara entre 0,5 barg y 40 barg. Presión máxima de trabajo 40 bar. Temperatura de trabajo -20°C +350°C

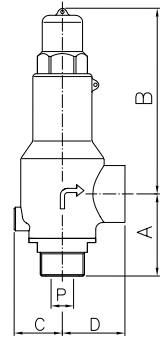
Safety Valve

BSP threaded ends acc./ ISO 228/1 M-F, available with NPT threaded (2252N). Design, calculations and control according to EN 12516-1 and EN 4126-1/7. Construction: Stainless steel 1.4408 (CF8M). Seat and disc in stainless steel AISI 316. Set pressure between 0,5 barg and 40 barg. Max. working pressure 40 bar. Working temperature -20°C +350°C.

| MED. | PN | P | A | B | C | D |
|-----------------|----|----|----|-----|----|----|
| 1/2" x 1" | 40 | 13 | 59 | 134 | 35 | 45 |
| 3/4" x 1" | 40 | 14 | 59 | 134 | 35 | 45 |
| 1" x 1" | 40 | 16 | 59 | 134 | 35 | 45 |
| 1" x 1 1/4" | 40 | 16 | 62 | 131 | 35 | 45 |
| 1 1/4" x 1 1/4" | 40 | 20 | 65 | 131 | 35 | 45 |
| 1 1/2" x 2" | 40 | 28 | 81 | 191 | 46 | 65 |
| 2" x 2" | 40 | 32 | 83 | 191 | 46 | 65 |

| CÓDIGO CODE | MEDIDA SIZE | PESO WEIGHT | P.V.P. € PRICE € |
|-------------|------------------|-------------|------------------|
| 2252 04 06 | 1/2" x 1" | 1,360 | 170,00 |
| 2252 05 06 | 3/4" x 1" | 1,360 | 185,00 |
| 2252 06 06 | 1" x 1" | 1,360 | 191,00 |
| 2252 06 07 | 1" x 1 1/4" | 1,490 | 213,95 |
| 2252 07 07 | 1" 1/4" x 1 1/4" | 1,535 | 217,60 |
| 2252 08 09 | 1 1/2" x 2" | 3,710 | 379,87 |
| 2252 09 09 | 2" x 2" | 3,780 | 385,86 |

Precios rosca NPT a consultar / NPT thread prices on request



Ref. **2253 - 2253N**

NEW



Válvula de Seguridad

Conexión rosca gas BSP M-H s/ ISO228/1, disponible con rosca NPT (2253N). Diseño, cálculo y control s/normas EN 12516-1 y EN 4126-1/7. Construcción: Acero Inoxidable 1.4408 (CF8M). Asiento y disco en acero inoxidable AISI 316. Tara entre 0,5 barg y 40 barg. Presión máxima de trabajo 40 bar. Temperatura de trabajo -20°C +350°C. Palanca para abertura manual, caperuza abierta.

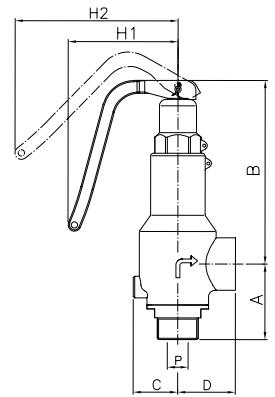
Safety Valve

BSP threaded ends acc./ ISO 228/1 M-F, available with NPT threaded (2253N). Design, calculations and control according to EN 12516-1 and EN 4126-1/7. Construction: Stainless steel 1.4408 (CF8M). Seat and disc in stainless steel AISI 316. Set pressure between 0,5 barg and 40 barg. Max. working pressure 40 bar. Working temperature -20°C +350°C. Lever for manual opening, open cap.

| MED. | PN | P | A | B | C | D | H1 | H2 |
|-----------------|----|----|----|-----|----|----|----|-----|
| 1/2" x 1" | 40 | 13 | 59 | 144 | 35 | 45 | 86 | 127 |
| 3/4" x 1" | 40 | 14 | 59 | 144 | 35 | 45 | 86 | 127 |
| 1" x 1" | 40 | 16 | 59 | 144 | 35 | 45 | 86 | 127 |
| 1" x 1 1/4" | 40 | 16 | 62 | 141 | 35 | 45 | 86 | 127 |
| 1 1/4" x 1 1/4" | 40 | 20 | 65 | 141 | 35 | 45 | 86 | 127 |
| 1 1/2" | 40 | 28 | 81 | 206 | 46 | 65 | 92 | 135 |
| 2" x 2" | 40 | 32 | 83 | 206 | 46 | 65 | 92 | 135 |

| CÓDIGO CODE | MEDIDA SIZE | PESO WEIGHT | P.V.P. € PRICE € |
|-------------|-----------------|-------------|------------------|
| 2253 04 06 | 1/2" x 1" | 1,445 | 200,00 |
| 2253 05 06 | 3/4" x 1" | 1,445 | 215,00 |
| 2253 06 06 | 1" x 1" | 1,445 | 221,00 |
| 2253 06 07 | 1" x 1 1/4" | 1,575 | 243,95 |
| 2253 07 07 | 1 1/4" x 1 1/4" | 1,620 | 247,60 |

Precios rosca NPT a consultar / NPT thread prices on request



Ref. **2256**

NEW



Válvula de Seguridad

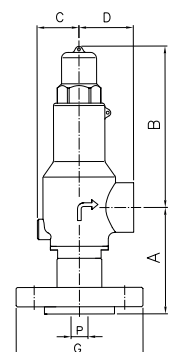
Extremo bridado PN16/40 (entrada) según EN 1092-1 y rosca gas BSP s/ ISO228/1 (salida). Diseño, cálculo y control s/normas EN 12516-1 y EN 4126-1/7. Construcción: Acero Inoxidable 1.4408 (CF8M). Asiento y disco en acero inoxidable AISI 316. Tara entre 0,5 barg y 40 barg. Presión máxima de trabajo 40 bar. Temperatura de trabajo -20°C +350°C.

Safety Valve

Flanged end PN16/40 (inlet) acc. to EN 1092-1 and threaded end BSP acc. to ISO 228/1 (outlet). Design, calculations and control according to EN 12516-1 and EN 4126-1/7. Construction: Stainless steel 1.4408 (CF8M). Seat and disc in stainless steel AISI 316. Set pressure between 0,5 barg and 40 barg. Max. working pressure 40 bar. Working temperature -20°C +350°C.

| MED. | PN | P | A | B | C | D | G |
|-----------|-------|----|----|-----|----|----|-----|
| DN15 x 1" | 16/40 | 13 | 87 | 144 | 35 | 45 | 95 |
| DN20 x 1" | 16/40 | 14 | 88 | 144 | 35 | 45 | 105 |
| DN25 x 1" | 16/40 | 16 | 94 | 144 | 35 | 45 | 115 |

| CÓDIGO CODE | MEDIDA SIZE | PESO WEIGHT | P.V.P. € PRICE € |
|-------------|-------------|-------------|------------------|
| 2256 04 06 | 1/2" x 1" | 2,180 | 228,59 |
| 2256 05 06 | 3/4" x 1" | 2,520 | 245,41 |
| 2256 06 06 | 1" x 1" | 2,840 | 262,28 |



Ref. 2257

NEW

Válvula de Seguridad

Extremo bridado PN16/40 (entrada) según EN 1092-1 y rosca gas BSP s/ ISO228/1 (salida). Diseño, cálculo y control s/normas EN 12516-1 y EN 4126-1/7. Construcción: Acero Inoxidable 1.4408 (CF8M). Asiento y disco en acero inoxidable AISI 316. Tara entre 0,5 barg y 40 barg. Presión máxima de trabajo 40 bar. Temperatura de trabajo -20°C +350°C. Palanca para abertura manual, caperuza abierta.

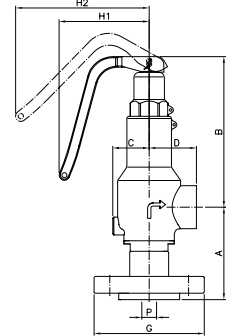
Safety Valve

Flanged end PN16/40 (inlet) acc. to EN 1092-1 and threaded end BSP acc. to ISO 228/1 (outlet). Design, calculations and control according to EN 12516-1 and EN 4216-1/7. Construction: Stainless steel 1.4408 (CF8M). Seat and disc in stainless steel AISI 316. Set pressure between 0,5 barg and 40 barg. Max. working pressure 40 bar. Working temperature -20°C +350°C. Lever for manual opening, open cap.



| MED. | PN | P | A | B | C | D | G | H1 | H2 |
|-----------|-------|----|----|-----|----|----|-----|----|-----|
| DN15 x 1" | 16/40 | 13 | 87 | 144 | 35 | 45 | 95 | 86 | 127 |
| DN20 X 1" | 16/40 | 14 | 88 | 144 | 35 | 45 | 105 | 86 | 127 |
| DN25 x 1" | 16/40 | 16 | 94 | 144 | 35 | 45 | 115 | 86 | 127 |

| CÓDIGO CODE | MEDIDA SIZE | PESO WEIGHT | P.V.P. € PRICE € |
|-------------|-------------|-------------|------------------|
| 2257 04 06 | 1/2" x 1" | 2,266 | 258,59 |
| 2257 05 06 | 3/4" x 1" | 2,605 | 275,41 |
| 2257 06 06 | 1" x 1" | 2,925 | 292,28 |



Ref. 2272

Válvula reductora de presión

Construcción: acero inox. CF8M (316) microfusión. Extremos rosca gas ISO 7-1 (EN 10226-1). Asiento y diafragma FPM (Viton). Presión máxima de entrada 25 bar. Presión de salida: 1 – 6 bar (tarado a 3 bar). Temperatura de trabajo: -15°C +120°C.

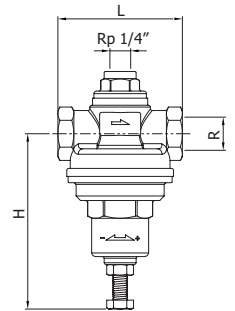
Stainless steel pressure reducing valve

Construction: stainless steel CF8M (316) investment casting. Gas threaded ends ISO 7-1 (EN 10226-1). Seat and diaphragm in FPM (viton). Maxim input pressure 25 bar. Outlet pressure: 1 – 6 bar (preset 3 bar). Working temperature: -15°C +120°C.



| DN | R | H | L |
|----|------|-----|----|
| 15 | 1/2" | 100 | 70 |
| 20 | 3/4" | 100 | 85 |
| 25 | 1" | 105 | 92 |

| | | | |
|---------|------|-------|--------|
| 2272 04 | 1/2" | 0,775 | 151,03 |
| 2272 05 | 3/4" | 0,890 | 180,58 |
| 2272 06 | 1" | 1,160 | 258,13 |



Ref. 2260

Purgador termodinámico con filtro incorporado

PN 16, rosca gas. Cuerpo fundición nodular. Interno inox. Tamiz inox. Temp. máx. 220°C.

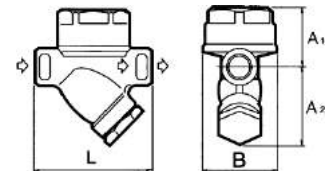
Thermodynamic trap with strainer

PN 16, gas thread, body cast iron. Internal stainless steel. Sieve stainless steel. Max. temp. 220°C.



| MED. | L | A1 | A2 | B |
|------|----|----|----|----|
| 1/2" | 90 | 55 | 65 | 60 |
| 3/4" | 90 | 60 | 65 | 60 |
| 1" | 95 | 60 | 65 | 60 |

| | | | |
|---------|------|-------|--------|
| 2260 04 | 1/2" | 1,100 | 153,74 |
| 2260 05 | 3/4" | 1,200 | 157,73 |
| 2260 06 | 1" | 1,300 | 162,10 |



Ref. 2280

Válvula reductora de presión, vapor

PN-16, rosca gas. Cuerpo latón. Tapa aleación de aluminio. Pres. máx. entrada 16 BAR. Pres. salida 0,5-10 BAR. Temp. máx. 204°C.

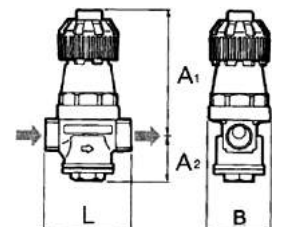
Steam pressure reducing valve

PN-16 gas thread. Body brass. Cover aluminium alloy. Max. inlet pressure: 16 BAR. Outlet pressure: 0,5-10 BAR. Max. temp. 204°C.



| MED. | L | A1 | A2 | B |
|------|-----|-----|----|----|
| 1/2" | 80 | 137 | 46 | 63 |
| 3/4" | 90 | 137 | 46 | 63 |
| 1" | 105 | 144 | 58 | 63 |

| | | | |
|---------|------|-------|--------|
| 2280 04 | 1/2" | 1,400 | 332,19 |
| 2280 05 | 3/4" | 1,500 | 334,91 |
| 2280 06 | 1" | 1,900 | 384,98 |



Ref. **2282**

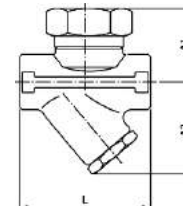


Purgador termodinámico con filtro incorporado
 PN 63. Const.: acero inox. 420 (ASTM A743 Gr-CA40).
 Tamiz: AISI 304. Extremos: rosca gas ISO 7-1 (EN 10226-1).
 PMO: 52 bar. TMO: 400°C.

Thermodynamic steam trap with strainer
 PN 63. Const. stainless steel 420 (ASTM A743 Gr-CA40).
 Strainer screen: AISI 304. Gas Threaded ends ISO 7-1 (EN 10226-1).
 PMO: 52 bar. TMO: 400°C.

| MED. | A1 | A2 | L |
|------|----|----|----|
| 1/2" | 41 | 57 | 78 |
| 3/4" | 46 | 60 | 90 |
| 1" | 54 | 65 | 95 |

| CÓDIGO CODE | MEDIDA SIZE | PESO WEIGHT | P.V.P. € PRICE € |
|-------------|-------------|-------------|------------------|
| 2282 04 | 1/2" | 0,900 | 77,70 |
| 2282 05 | 3/4" | 1,200 | 87,29 |
| 2282 06 | 1" | 1,700 | 105,09 |



Ref. **2284**

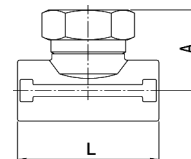


Purgador termodinámico sin filtro
 PN 63. Const.: acero inox. 420 (ASTM A743 Gr-CA40).
 Extremos: rosca gas ISO 7-1 (EN 10226-1).
 PMO: 52 bar. TMO: 400°C.

Thermodynamic steam trap without strainer
 PN 63. Const. stainless steel 420 (ASTM A743 Gr-CA40).
 Gas threaded ends ISO 7-1 (EN 10226-1).
 PMO: 52 bar. TMO: 400°C.

| MED. | A | L |
|------|----|----|
| 1/2" | 40 | 70 |
| 3/4" | 43 | 80 |
| 1" | 52 | 90 |

| | | | |
|---------|------|-------|-------|
| 2284 04 | 1/2" | 0,500 | 50,83 |
| 2284 05 | 3/4" | 0,760 | 64,19 |
| 2284 06 | 1" | 1,240 | 90,37 |



Ref. **2285 - 2285N**

NEW



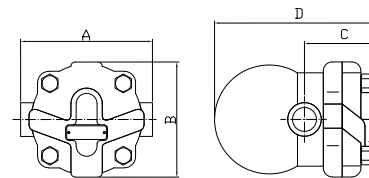
Purgador de boya cerrada para vapor
 Conexión rosca gas BSP s/ISO 228/1, disponible con rosca NPT (2285N). Construcción: Acero al Carbono 1.0619 (WCB). Partes internas en acero inoxidable. Eliminador termostático de aire interno. Instalación horizontal. Máxima presión de trabajo PN16. Presión diferencial máxima: 4,5 bar (045) ó 10 bar (100). Temperatura máxima de trabajo 250°C.

Ball float steam trap
 BSP threaded ends acc. to ISO 228/1, available with NPT threaded (2285N). Construction: Carbon steel 1.0619 (WCB). Internal parts made of stainless steel. Internal air vent assembly. Horizontal installation. Maximum working pressure PN16. Maximum differential pressure: 4,5 bar (045) or 10 bar (100). Maximum working temperature 250°C.

| MED. | PN | A | B | C | D |
|------|----|-----|-----|----|-----|
| 1/2" | 16 | 121 | 107 | 67 | 147 |
| 3/4" | 16 | 121 | 107 | 67 | 147 |
| 1" | 16 | 145 | 107 | 67 | 166 |

| | | | |
|-------------|------|-------|--------|
| 2285 04 045 | 1/2" | 3,200 | 221,92 |
| 2285 04 100 | 1/2" | 3,200 | 221,92 |
| 2285 05 045 | 3/4" | 3,200 | 230,14 |
| 2285 05 100 | 3/4" | 3,200 | 230,14 |
| 2285 06 045 | 1" | 4,600 | 238,36 |
| 2285 06 100 | 1" | 4,600 | 238,36 |

Precios rosca NPT a consultar / NPT thread prices on request



Ref. **2286**

NEW

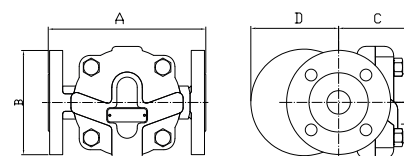


Purgador de boya cerrada para vapor
 Extremos bridados según EN 1092-1 PN16. Construcción: Acero al Carbono 1.0619 (WCB). Partes internas en acero inoxidable. Eliminador termostático de aire interno. Instalación horizontal. Máxima presión de trabajo PN16. Presión diferencial máxima: 4,5 bar (045) ó 10 bar (100). Temperatura máxima de trabajo 250°C.

Ball float steam trap
 Flanged ends according to EN 1092-1 PN16. Construction: Carbon steel 1.0619 (WCB). Internal parts made of stainless steel. Internal air vent assembly. Horizontal installation. Maximum working pressure PN16. Maximum differential pressure: 4,5 bar (045) or 10 bar (100). Maximum working temperature 250°C.


| MED. | PN | A | B | C | D |
|------|----|-----|-----|-----|-----|
| 1/2" | 16 | 150 | 95 | 101 | 55 |
| 3/4" | 16 | 150 | 105 | 101 | 55 |
| 1" | 16 | 160 | 115 | 70 | 100 |

| | | | |
|-------------|------|-------|--------|
| 2286 04 045 | 1/2" | 5,400 | 246,58 |
| 2286 04 100 | 1/2" | 5,400 | 246,58 |
| 2286 05 045 | 3/4" | 5,700 | 254,80 |
| 2286 05 100 | 3/4" | 5,700 | 254,80 |
| 2286 06 045 | 1" | 6,500 | 279,46 |
| 2286 06 100 | 1" | 6,500 | 279,46 |



Ref. 2287

NEW

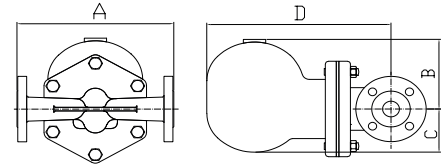


Purgador de boya cerrada para vapor (alta capacidad de descarga)
Extremos bridados según EN 1092-1 PN16. Construcción: Acero al Carbono 1.0619 (WCB). Partes internas en acero inoxidable. Eliminator termostático de aire interno. Instalación horizontal. DN25: asiento simple, DN40/50: Asiento doble. Máxima presión de trabajo PN16. Presión diferencial máxima: 4,5 bar (045) ó 10 bar (100). Temperatura máxima de trabajo 250°C.

Ball float steam trap (high capacity discharge)
Flanged ends according to EN 1092-1 PN16. Construction: Carbon steel 1.0619 (WCB). Internal parts made of stainless steel. Internal air vent assembly. Horizontal installation. DN25: Single seat, DN40/50: Double seat. Maximum working pressure PN16. Maximum differential pressure: 4,5 bar (045) or 10 bar (100). Maximum working temperature 250°C.

| MED. | PN | A | B | C | D |
|--------|----|-----|-----|-----|-----|
| 1" | 16 | 160 | 105 | 70 | 250 |
| 1 1/2" | 16 | 230 | 140 | 125 | 330 |
| 2" | 16 | 230 | 140 | 125 | 330 |

| CÓDIGO CODE | MEDIDA SIZE | PESO WEIGHT | P.V.P. € PRICE € |
|-------------|-------------|-------------|------------------|
| 2287 06 045 | 1" | 9,500 | 313,12 |
| 2287 06 100 | 1" | 9,500 | 313,12 |
| 2287 08 045 | 1 1/2" | 27,000 | 760,29 |
| 2287 08 100 | 1 1/2" | 27,000 | 760,29 |
| 2287 09 045 | 2" | 29,500 | 837,90 |
| 2287 09 100 | 2" | 29,500 | 837,90 |



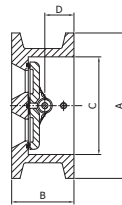
Ref. 2401



Tipo wafer. Válvula retención doble disco PN 16
Construcción: cuerpo hierro fundido GG-25. Discos inox 316. Ejes y resortes: AISI 316. Cojinetes: PTFE. Montaje entre bridas PN 10/16 - ANSI 150 lbs. Asiento nitrilo vulcanizado en ranura.

Wafer type. Double disk check valve PN 16
Body: cast iron GG 25. Disks stainless steel 316. Stem and spring: AISI 316. Bearings: PTFE. Mounting between flanges PN 10/16 - ANSI 150 lbs. Seat: nitrile vulcanised in the slot.

| DN | A | B | C | D |
|-----|-----|-----|-----|----|
| 50 | 101 | 54 | 66 | 27 |
| 65 | 120 | 54 | 78 | 27 |
| 80 | 133 | 57 | 89 | 28 |
| 100 | 164 | 64 | 117 | 30 |
| 125 | 194 | 70 | 141 | 31 |
| 150 | 220 | 76 | 168 | 31 |
| 200 | 275 | 95 | 210 | 41 |
| 250 | 330 | 108 | 265 | 41 |
| 300 | 380 | 143 | 311 | 46 |



| | | | |
|---------|--------|--------|--------|
| 2401 09 | 2" | 1,850 | 32,51 |
| 2401 10 | 2 1/2" | 2,450 | 38,13 |
| 2401 11 | 3" | 3,100 | 50,82 |
| 2401 12 | 4" | 4,650 | 65,64 |
| 2401 13 | 5" | 6,900 | 88,89 |
| 2401 14 | 6" | 9,100 | 130,78 |
| 2401 16 | 8" | 14,500 | 218,69 |
| 2401 18 | 10" | 24,650 | 330,73 |
| 2401 20 | 12" | 39,950 | 449,88 |

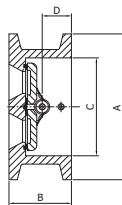
Ref. 2402



Tipo wafer. Válvula retención doble disco PN 25
Const.: AISI 316. Cojinetes PTFE - asiento vitón. Montaje entre bridas PN 25 - ANSI 150 lbs. Asiento vitón vulcanizado en ranura.

Wafer type. Double disk check valve PN 25
Const: AISI 316. Bearings: PTFE. Mounting between flanges PN 25 - ANSI 150 lbs. Seat: vitón vulcanised in the slot.

| DN | A | B | C | D |
|-----|-----|-----|-----|----|
| 50 | 101 | 54 | 60 | 27 |
| 65 | 120 | 54 | 73 | 27 |
| 80 | 133 | 57 | 89 | 28 |
| 100 | 170 | 64 | 114 | 30 |
| 125 | 196 | 70 | 141 | 31 |
| 150 | 226 | 76 | 168 | 31 |
| 200 | 288 | 95 | 219 | 41 |
| 250 | 343 | 108 | 273 | 41 |
| 300 | 403 | 143 | 324 | 46 |



| | | | |
|---------|--------|--------|---------|
| 2402 09 | 2" | 1,325 | 128,29 |
| 2402 10 | 2 1/2" | 1,783 | 145,56 |
| 2402 11 | 3" | 2,413 | 171,71 |
| 2402 12 | 4" | 3,950 | 232,68 |
| 2402 13 | 5" | 6,360 | 317,62 |
| 2402 14 | 6" | 7,980 | 424,22 |
| 2402 16 | 8" | 15,710 | 798,42 |
| 2402 18 | 10" | 20,500 | 1135,47 |
| 2402 20 | 12" | 33,950 | 1726,75 |

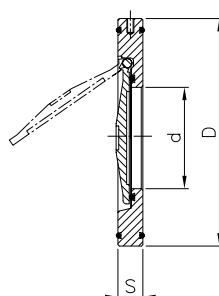
Ref. 2406



Tipo wafer. Válvula de retención a clapeta DIN PN 16
Cuerpo y disco acero INOX 316. Junta tórica: vitón montaje entre bridas PN 10/16 - ANSI 150 lbs.

Wafer type. Disk check valve din PN 16
Body and disk in stainless steel AISI 316. O'ring: viton. Mounting between flanges PN 10/16 - ANSI 150 lbs.

| DN | d | D | S |
|-----|-----|-----|----|
| 40 | 25 | 92 | 12 |
| 50 | 32 | 105 | 14 |
| 65 | 40 | 124 | 14 |
| 80 | 54 | 136 | 14 |
| 100 | 70 | 164 | 18 |
| 125 | 92 | 194 | 18 |
| 150 | 114 | 220 | 20 |
| 200 | 154 | 275 | 22 |
| 250 | 200 | 330 | 26 |
| 300 | 230 | 384 | 30 |



| | | | |
|---------|--------|--------|---------|
| 2406 08 | 1 1/2" | 0,710 | 50,18 |
| 2406 09 | 2" | 0,800 | 54,29 |
| 2406 10 | 2 1/2" | 1,150 | 67,02 |
| 2406 11 | 3" | 1,340 | 86,79 |
| 2406 12 | 4" | 2,300 | 122,91 |
| 2406 13 | 5" | 3,100 | 157,95 |
| 2406 14 | 6" | 4,400 | 206,41 |
| 2406 16 | 8" | 7,150 | 356,52 |
| 2406 18 | 10" | 11,950 | 574,43 |
| 2406 20 | 12" | 20,500 | 1168,18 |

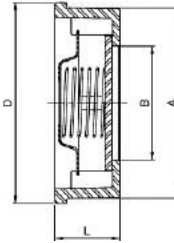
Ref. 2415



Tipo Wafer. Válvula retención disco PN 40 ≤ 100. PN 25 > DN100
 Construcción: AISI 316. disco y resorte: AISI 316. Montaje entre bridas PN 10/40. ANSI 150 lbs. Longitud s/DIN 3202 K4.

Wafer type. Disk check valve PN 40 ≤ 100. PN 25 > DN100
 Constr.: AISI 316. Disk and spring: AISI 316. Mounting between flanges PN 10/40. ANSI 150 lbs. Length: DIN 3202 K4.

| DN | PN | D | B | A | L |
|-----|----|-----|-----|-----|-----|
| 15 | 40 | 39 | 15 | 34 | 16 |
| 20 | 40 | 46 | 20 | 41 | 19 |
| 25 | 40 | 54 | 25 | 49 | 22 |
| 32 | 40 | 70 | 32 | 62 | 28 |
| 40 | 40 | 81 | 40 | 71 | 32 |
| 50 | 40 | 94 | 48 | 85 | 40 |
| 65 | 40 | 113 | 62 | 102 | 46 |
| 80 | 40 | 132 | 75 | 123 | 50 |
| 100 | 40 | 150 | 95 | 140 | 60 |
| 125 | 25 | 187 | 118 | 177 | 90 |
| 150 | 25 | 217 | 140 | 205 | 106 |
| 200 | 25 | 274 | 185 | 261 | 140 |



| CÓDIGO CODE | MEDIDA SIZE | PESO WEIGHT | P.V.P. € PRICE € |
|-------------|-------------|-------------|------------------|
| 2415 04 | 1/2" | 0,085 | 10,68 |
| 2415 05 | 3/4" | 0,122 | 13,74 |
| 2415 06 | 1" | 0,198 | 19,26 |
| 2415 07 | 1 1/4" | 0,380 | 29,43 |
| 2415 08 | 1 1/2" | 0,520 | 39,81 |
| 2415 09 | 2" | 0,775 | 56,11 |
| 2415 10 | 2 1/2" | 1,240 | 85,03 |
| 2415 11 | 3" | 1,865 | 125,22 |
| 2415 12 | 4" | 2,650 | 180,16 |
| 2415 13 | 5" | 5,500 | 365,42 |
| 2415 14 | 6" | 8,300 | 514,99 |
| 2415 16 | 8" | 16,100 | 1015,23 |

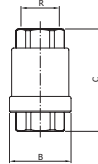
Ref. 2413



Válvula de retención a disco PN 63
 Construcción: acero inox. CF8M (316) microfusión. Extremos: rosca gas ISO 7-1 (EN 10226-1). Asiento: PTFE. PN 63, temp: -20°C +200°C.

Disk check valve PN 63
 Const. stainless steel CF8M (316) investment casting. Gas threaded ends ISO 7-1 (EN 10226-1). Seat: PTFE. PN 63, temp: -20°C +200°C.

| DN | R | B | C |
|----|------|----|----|
| 15 | 1/2" | 37 | 56 |
| 20 | 3/4" | 42 | 63 |
| 25 | 1" | 48 | 74 |



| | | | |
|---------|------|-------|-------|
| 2413 04 | 1/2" | 0,210 | 20,17 |
| 2413 05 | 3/4" | 0,290 | 25,20 |
| 2413 06 | 1" | 0,400 | 33,12 |

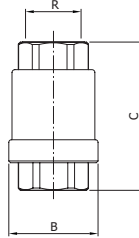
Ref. 2416



Válvula de retención a disco PN 63
 Construcción: acero inox. CF8M (316) microfusión. Extremos: rosca gas ISO 7-1 (EN 10226-1). Disco y resorte: AISI 316. PN 63, temp: -20°C +240°C.

Disk check valve PN 63
 Const. stainless steel CF8M (316) investment casting. Gas threaded ends ISO 7-1 (EN 10226-1). Disk and spring: AISI 316. PN 63, Temp: -20°C +240°C.

| DN | R | B | C |
|-----|--------|-------|-----|
| 8 | 1/4" | 30,5 | 53 |
| 10 | 3/8" | 30,5 | 53 |
| 15 | 1/2" | 37 | 56 |
| 20 | 3/4" | 42 | 63 |
| 25 | 1" | 48 | 74 |
| 32 | 1 1/4" | 58 | 81 |
| 40 | 1 1/2" | 70 | 91 |
| 50 | 2" | 82 | 97 |
| 65 | 2 1/2" | 102,5 | 118 |
| 80 | 3" | 120 | 138 |
| 100 | 4" | 150 | 158 |



| | | | |
|---------|--------|-------|--------|
| 2416 02 | 1/4" | 0,180 | 17,28 |
| 2416 03 | 3/8" | 0,170 | 17,28 |
| 2416 04 | 1/2" | 0,210 | 18,36 |
| 2416 05 | 3/4" | 0,290 | 23,40 |
| 2416 06 | 1" | 0,400 | 30,61 |
| 2416 07 | 1 1/4" | 0,650 | 44,29 |
| 2416 08 | 1 1/2" | 0,980 | 60,85 |
| 2416 09 | 2" | 1,400 | 81,74 |
| 2416 10 | 2 1/2" | 2,440 | 143,67 |
| 2416 11 | 3" | 3,800 | 213,89 |
| 2416 12 | 4" | 6,600 | 348,56 |

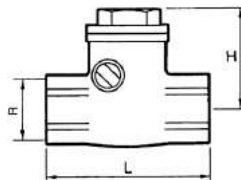
Ref. 2430 - 2430N



Válvula retención a clapeta oscilante PN 16 (2430N - Rosca NPT)
 Construcción: inox. CF8M (316) microfusión.
 Juntas: PTFE conexión: rosca gas DIN 259.
 Presión máx.: 16 kg/cm² a 120°C - 10 kg/cm² a 180°C.
 Temp. mín.: -30°C.

Swing check valve PN 16 (2430N - NPT thread)
 Constr. stainless steel CF8M (316) investment casting.
 Seals: PTFE: gas threaded ends DIN 259.
 Max. pressure: 16 kg/cm² at 120°C - 10 kg/cm² at 180°C.
 Min. temp.: -30°C.

| R | DN | L | H |
|--------|----|-----|----|
| 1/2" | 15 | 65 | 44 |
| 3/4" | 20 | 80 | 53 |
| 1" | 25 | 90 | 58 |
| 1 1/4" | 32 | 105 | 62 |
| 1 1/2" | 40 | 120 | 73 |
| 2" | 50 | 141 | 78 |



| | | | |
|---------|--------|-------|--------|
| 2430 04 | 1/2" | 0,312 | 37,09 |
| 2430 05 | 3/4" | 0,490 | 45,14 |
| 2430 06 | 1" | 0,724 | 63,92 |
| 2430 07 | 1 1/4" | 1,042 | 83,68 |
| 2430 08 | 1 1/2" | 1,650 | 118,36 |
| 2430 09 | 2" | 2,392 | 145,05 |

Precios rosca NPT a consultar / NPT thread prices on request

Ref. 2417



Válvula retención a bola

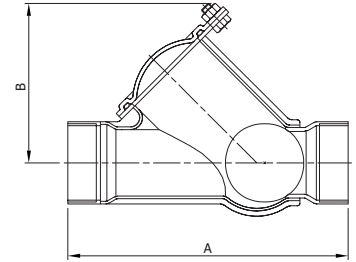
Construcción: cuerpo en acero inox AISI 316. Bola en aluminio recubierta en NBR. Extremos rosca gas PN 16. Temp.: 0°C +90°C.

Ball check valve

Body: stainless steel AISI 316. Ball: aluminium +NBR. Gas threaded ends, PN 16. Temp.: 0°C +90°C.

| MED. | A | B |
|--------|-----|-----|
| 1 1/4" | 175 | 99 |
| 1 1/2" | 190 | 99 |
| 2" | 210 | 112 |

| CÓDIGO CODE | MEDIDA SIZE | PESO WEIGHT | P.V.P. € PRICE € |
|-------------|-------------|-------------|------------------|
| 2417 07 | 1 1/4" | 1,100 | 186,85 |
| 2417 08 | 1 1/2" | 1,150 | 195,90 |
| 2417 09 | 2" | 1,600 | 215,01 |



Ref. 2435



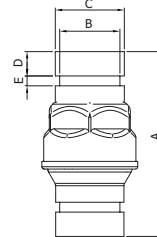
Válvula de retención - "Idrja"

Construcción: AISI 304 - Asiento vitón. Extremos Victaulic. Temperatura de trabajo: -25°C + 150°C. Presión de trabajo: 16bar. Presión de apertura: 0,03 bar.

Check valve - "Idrja"

Constr. AISI 304. Viton seat. Victaulic ends. Working temperature: -25°C + 150°C. Working pressure: 16 bar. Opening pressure: 0,03 bar.

| MED. | A | B | C | D | E |
|--------|-------|------|------|------|---|
| 1" | 118,4 | 30 | 33,7 | 15,9 | 8 |
| 1 1/4" | 124,1 | 38,8 | 42,4 | 15,9 | 8 |
| 1 1/2" | 140,7 | 44,9 | 48,3 | 15,9 | 8 |
| 2" | 160,9 | 57 | 60,3 | 15,9 | 8 |



| | | | |
|---------|--------|-------|--------|
| 2435 06 | 1" | - | 71,02 |
| 2435 07 | 1 1/4" | 0,385 | 92,98 |
| 2435 08 | 1 1/2" | - | 131,51 |
| 2435 09 | 2" | 0,86 | 161,17 |

Ref. 2440



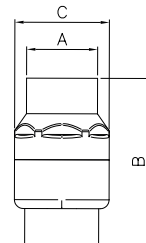
Válvula retención "Cromax" - "Idrja"

Construcción: AISI 304 - asiento vitón. Extremos roscados ISO 228. Temp. de trabajo, mín. -25°C máx. +150°C. Presión de trabajo, 16 bar. Presión de apertura, 0,03 bar.

"Cromax" check valve "Idrja"

Constr.: AISI 304 - viton seat. Gas threaded ends ISO 228. Working temp. min. -25°C +150°C. Working pressure: 16 bar. Opening pressure: 0.03 bar.

| DN | A | B | C |
|-----|-----|-----|-----|
| 8 | 18 | 55 | 32 |
| 12 | 20 | 55 | 32 |
| 15 | 25 | 55 | 32 |
| 20 | 30 | 67 | 44 |
| 25 | 36 | 83 | 53 |
| 32 | 45 | 97 | 62 |
| 40 | 51 | 115 | 78 |
| 50 | 63 | 121 | 89 |
| 65 | 80 | 141 | 113 |
| 80 | 93 | 164 | 132 |
| 100 | 120 | 191 | 167 |



| | | | |
|---------|--------|-------|--------|
| 2440 02 | 1/4" | 0,094 | 20,28 |
| 2440 03 | 3/8" | 0,091 | 20,28 |
| 2440 04 | 1/2" | 0,093 | 18,96 |
| 2440 05 | 3/4" | 0,129 | 23,30 |
| 2440 06 | 1" | 0,191 | 27,42 |
| 2440 07 | 1 1/4" | 0,281 | 36,29 |
| 2440 08 | 1 1/2" | 0,388 | 41,84 |
| 2440 09 | 2" | 0,704 | 91,60 |
| 2440 10 | 2 1/2" | 1,425 | 158,94 |
| 2440 11 | 3" | 2,085 | 219,95 |
| 2440 12 | 4" | 3,415 | 366,68 |

Ref. 2442



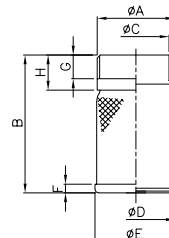
Filtro válvula retención inox 304

Construcción: AISI 304 malla AISI 304. Extremos roscados. Gas exterior PN 16 bar. Diámetro malla: 1/2" a 2": máx. 1 mm - 2 1/2" a 4": máx. 1,9 mm.

Strainer for check valve

Const. stainless steel AISI 304. Sieve AISI 304, external gas. Threaded ends PN 16 bar. Sieve diameter: 1/2" to 2": max. 1 mm - 2 1/2" to 4": max. 1,9 mm.

| A | B | C | D | E | F | G | H |
|--------|------|-------|------|------|-----|----|----|
| 1/2" | 56,5 | 17,5 | 22 | 23 | 4 | 10 | 15 |
| 3/4" | 62,5 | 22 | 28 | 29 | 4 | 10 | 15 |
| 1" | 70 | 28,5 | 36 | 37 | 4 | 10 | 15 |
| 1 1/4" | 80 | 36,5 | 43 | 44 | 5 | 14 | 20 |
| 1 1/2" | 90 | 42,5 | 48 | 49 | 5 | 14 | 20 |
| 2" | 100 | 54,5 | 61 | 62 | 5,5 | 14 | 20 |
| 2 1/2" | 115 | 70,5 | 79,5 | 80,5 | 5,5 | 16 | 25 |
| 3" | 125 | 83 | 92 | 93 | 6 | 16 | 25 |
| 4" | 145 | 108,5 | 116 | 117 | 6 | 16 | 25 |



| | | | |
|---------|--------|-------|-------|
| 2442 04 | 1/2" | 0,016 | 5,28 |
| 2442 05 | 3/4" | 0,022 | 6,22 |
| 2442 06 | 1" | 0,034 | 7,34 |
| 2442 07 | 1 1/4" | 0,054 | 8,20 |
| 2442 08 | 1 1/2" | 0,064 | 9,86 |
| 2442 09 | 2" | 0,096 | 12,35 |
| 2442 10 | 2 1/2" | 0,136 | 33,47 |
| 2442 11 | 3" | 0,156 | 34,30 |
| 2442 12 | 4" | 0,202 | 35,23 |

CÓDIGO MEDIDA PESO P.V.P. €
CODE SIZE WEIGHT PRICE €

Ref. 2441



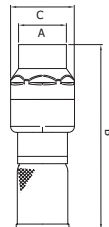
Válvula retención pie "Cromax" - "Idrja"

Construcción: AISI 304 - asiento vitón. Extremos rosca gas ISO 228. Temp. de trabajo, mín. -25°C máx. +150°C. Presión de trabajo, 16 bar. Presión de apertura, 0,03 bar.

"Cromax" foot check valve - "Idrja"

Constr.: AISI 304 - seat viton. Gas threaded ends ISO 228. Working temp. Min. -25°C max. +150°C. Working pressure: 16 bar. Opening pressure: 0,03 bar.

| MED. | A | B | C |
|--------|-----|-----|-----|
| 1/2" | 25 | 102 | 32 |
| 3/4" | 30 | 120 | 44 |
| 1" | 36 | 143 | 53 |
| 1 1/4" | 45 | 163 | 62 |
| 1 1/2" | 51 | 191 | 78 |
| 2" | 80 | 240 | 113 |
| 2 1/2" | 80 | 240 | 113 |
| 3" | 93 | 273 | 132 |
| 4" | 120 | 320 | 167 |



| | | | |
|---------|--------|-------|--------|
| 2441 04 | 1/2" | 0,104 | 24,24 |
| 2441 05 | 3/4" | 0,164 | 29,52 |
| 2441 06 | 1" | 0,201 | 34,76 |
| 2441 07 | 1 1/4" | 0,324 | 44,49 |
| 2441 08 | 1 1/2" | 0,472 | 51,70 |
| 2441 09 | 2" | 0,716 | 103,95 |
| 2441 10 | 2 1/2" | 1,336 | 192,41 |
| 2441 11 | 3" | 2,129 | 254,25 |
| 2441 12 | 4" | 3,482 | 401,91 |

Ref. 2445



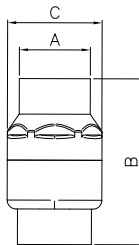
Válvula retención "Cromax" - "Idrja"

Construcción: AISI 316 - asiento vitón. Extremos rosca gas ISO 228. Temp. de trabajo, mín. -25°C máx. +150°C. Presión de trabajo, 16 bar. Presión de apertura, 0,03 bar.

"Cromax" check valve "Idrja"

Constr.: AISI 316 - seat viton. Gas threaded ends ISO 228. Working temp. min. -25°C max. +150°C. Working pressure: 16 bar. Opening pressure: 0.03 bar.

| DN | A | B | C |
|-----|-----|-----|-----|
| 8 | 25 | 55 | 32 |
| 12 | 25 | 55 | 32 |
| 15 | 25 | 55 | 32 |
| 20 | 30 | 67 | 44 |
| 25 | 36 | 83 | 53 |
| 32 | 45 | 97 | 62 |
| 40 | 51 | 115 | 78 |
| 50 | 63 | 121 | 89 |
| 65 | 80 | 141 | 113 |
| 80 | 93 | 164 | 132 |
| 100 | 120 | 191 | 167 |



| | | | |
|---------|--------|-------|--------|
| 2445 02 | 1/4" | 0,125 | 39,14 |
| 2445 03 | 3/8" | 0,115 | 39,14 |
| 2445 04 | 1/2" | 0,095 | 39,14 |
| 2445 05 | 3/4" | 0,129 | 42,91 |
| 2445 06 | 1" | 0,191 | 48,86 |
| 2445 07 | 1 1/4" | 0,281 | 68,91 |
| 2445 08 | 1 1/2" | 0,388 | 74,23 |
| 2445 09 | 2" | 0,704 | 146,02 |
| 2445 10 | 2 1/2" | 1,425 | 230,32 |
| 2445 11 | 3" | 2,085 | 335,45 |
| 2445 12 | 4" | 3,415 | 507,11 |

Ref. 2447



Filtro válvula retención

Construcción: AISI 316 malla AISI 316. Extremos roscado gas exterior PN 16 bar. Diámetro malla: 1/2" a 2": máx. 1 mm - 2 1/2" a 4": máx. 1,9 mm.

Strainer for check valve

Const.: sieve stainless steel AISI 316. Steel AISI 316. External gas threaded ends PN 16 bar. Sieve diameter: 1/2" to 2": max. 1 mm. 2 1/2" to 4": max. 1,9 mm.

| A | B | C | D | E | F | G | H |
|--------|------|-------|------|------|-----|----|----|
| 1/2" | 56,5 | 17,5 | 22 | 23 | 4 | 10 | 15 |
| 3/4" | 62,5 | 22 | 28 | 29 | 4 | 10 | 15 |
| 1" | 70 | 28,5 | 36 | 37 | 4 | 10 | 15 |
| 1 1/4" | 80 | 36,5 | 43 | 44 | 5 | 14 | 20 |
| 1 1/2" | 90 | 42,5 | 48 | 49 | 5 | 14 | 20 |
| 2" | 100 | 54,5 | 61 | 62 | 5,5 | 14 | 20 |
| 2 1/2" | 115 | 70,5 | 79,5 | 80,5 | 5,5 | 16 | 25 |
| 3" | 125 | 83 | 92 | 93 | 6 | 16 | 25 |
| 4" | 145 | 108,5 | 116 | 117 | 6 | 16 | 25 |



| | | | |
|---------|--------|-------|-------|
| 2447 04 | 1/2" | 0,016 | 8,21 |
| 2447 05 | 3/4" | 0,022 | 9,68 |
| 2447 06 | 1" | 0,034 | 11,55 |
| 2447 07 | 1 1/4" | 0,054 | 13,10 |
| 2447 08 | 1 1/2" | 0,064 | 15,58 |
| 2447 09 | 2" | 0,096 | 23,19 |
| 2447 10 | 2 1/2" | 0,136 | 48,12 |
| 2447 11 | 3" | 0,156 | 52,86 |
| 2447 12 | 4" | 0,202 | 58,71 |

Ref. 2446



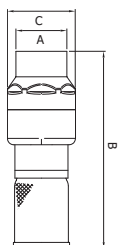
Válvula retención pie "Cromax" - "Idrja"

Construcción: AISI 316 - asiento vitón. Extremos roscados ISO 228. Temp. de trabajo, mín. -25°C máx. +150°C. Presión de trabajo, 16 bar. Presión de apertura, 0,03 bar.

"Cromax" foot check valve - "Idrja"

Constr.: AISI 316 - seat viton. Gas threaded ends ISO 228. Working temp. min. -25°C max. +150°C. Working pressure: 16 bar. Opening pressure: 0.03 bar.

| MED. | A | B | C |
|--------|-----|-----|-----|
| 1/2" | 25 | 102 | 32 |
| 3/4" | 30 | 120 | 44 |
| 1" | 36 | 143 | 53 |
| 1 1/4" | 45 | 163 | 62 |
| 1 1/2" | 51 | 191 | 78 |
| 2" | 80 | 240 | 113 |
| 2 1/2" | 80 | 240 | 113 |
| 3" | 93 | 273 | 132 |
| 4" | 120 | 320 | 167 |



| | | | |
|---------|--------|-------|--------|
| 2446 04 | 1/2" | 0,104 | 47,35 |
| 2446 05 | 3/4" | 0,164 | 52,59 |
| 2446 06 | 1" | 0,201 | 60,41 |
| 2446 07 | 1 1/4" | 0,324 | 82,01 |
| 2446 08 | 1 1/2" | 0,472 | 89,81 |
| 2446 09 | 2" | 0,716 | 169,21 |
| 2446 10 | 2 1/2" | 1,336 | 278,44 |
| 2446 11 | 3" | 2,129 | 388,31 |
| 2446 12 | 4" | 3,482 | 565,82 |

Ref. 2448

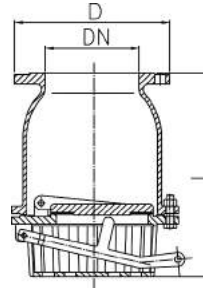


Válvula de retención de pie con brida DIN PN 16

Construcción en acero inoxidable 316 (CF8M). Asiento de vitón, junta PTFE. Con sistema manual de vaciado. Presión máxima de trabajo 16 bar.

Foot check valve with DIN PN 16 flange end
Stainless steel material AISI 316 (CF8M). Seat viton material, gasket PTFE. With manual system to empty. Max. working pressure 16 bar.

| MED. | DN | D | L |
|--------|-----|-----|-----|
| 2" | 50 | 165 | 170 |
| 2 1/2" | 65 | 185 | 183 |
| 3" | 80 | 200 | 198 |
| 4" | 100 | 220 | 242 |
| 5" | 125 | 250 | 282 |
| 6" | 150 | 285 | 326 |
| 8" | 200 | 340 | 440 |



| CÓDIGO CODE | MEDIDA SIZE | PESO WEIGHT | P.V.P. € PRICE € |
|-------------|-------------|-------------|------------------|
| 2448 09 | 2" | 5,200 | 275,69 |
| 2448 10 | 2 1/2" | 6,900 | 356,64 |
| 2448 11 | 3" | 9,600 | 488,40 |
| 2448 12 | 4" | 14,600 | 739,81 |
| 2448 13 | 5" | 19,400 | 950,31 |
| 2448 14 | 6" | 28,900 | 1411,53 |
| 2448 16 | 8" | 52,100 | 2451,43 |

Ref. 2450

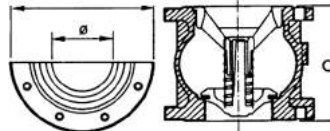


Válvula retención a disco con bridas DIN PN 16

Cuerpo: fund. hierro GG-25. Disco: fund. hierro GG-25. Guía: DN 50-80 latón DIN -17660. Guía: DN 100-250 fund. GG-25. Soporte: latón DIN 17660. Cierre blando: NBR 80 SH.

Disk check valve with flanges DIN PN 16
Body and disk: cast iron GG-25. Guide: DN 50-80 brass DIN 17660. Guide: DN 100-250 cast iron GG-25. Bracket: brass DIN 17660. Locking device: NBR 80 SH.

| MED. | Ø | B | C |
|--------|-----|-----|-----|
| 2" | 51 | 165 | 100 |
| 2 1/2" | 63 | 185 | 120 |
| 3" | 80 | 200 | 140 |
| 4" | 100 | 220 | 170 |
| 5" | 125 | 250 | 200 |
| 6" | 150 | 285 | 230 |
| 8" | 200 | 340 | 300 |
| 10" | 250 | 405 | 370 |



| | | | |
|---------|--------|--------|--------|
| 2450 09 | 2" | 5,650 | 70,93 |
| 2450 10 | 2 1/2" | 7,850 | 109,43 |
| 2450 11 | 3" | 10,050 | 119,03 |
| 2450 12 | 4" | 13,250 | 153,21 |
| 2450 13 | 5" | 21,300 | 173,86 |
| 2450 14 | 6" | 29,150 | 303,04 |
| 2450 16 | 8" | 48,150 | 394,09 |
| 2450 18 | 10" | 82,000 | 574,42 |

Ref. 2451

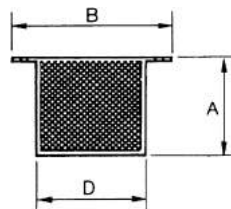


Filtro colador para ensamblar - brida PN 16

Construcción acero zincado.

Strainer for assembling - flange PN 16
Constr.: in zinc plated steel.

| MED. | A | B | D |
|--------|-----|-----|-----|
| 2" | 80 | 155 | 110 |
| 2 1/2" | 100 | 175 | 130 |
| 3" | 125 | 200 | 145 |
| 4" | 150 | 210 | 165 |
| 5" | 180 | 240 | 195 |
| 6" | 205 | 275 | 220 |
| 8" | 255 | 330 | 275 |
| 10" | 300 | 385 | 330 |



| | | | |
|---------|--------|-------|--------|
| 2451 09 | 2" | 0,500 | 19,37 |
| 2451 10 | 2 1/2" | 0,600 | 26,10 |
| 2451 11 | 3" | 1,000 | 35,26 |
| 2451 12 | 4" | 1,190 | 45,99 |
| 2451 13 | 5" | 1,625 | 58,28 |
| 2451 14 | 6" | 2,125 | 69,81 |
| 2451 16 | 8" | 3,100 | 84,50 |
| 2451 18 | 10" | 4,300 | 112,56 |

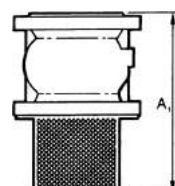
Ref. 2452



Válvula de retención art. 2450 con filtro colador art. 2451

Check valve art. 2450 with strainer art. 2451

| MED. | A |
|--------|-----|
| 2" | 180 |
| 2 1/2" | 220 |
| 3" | 265 |
| 4" | 320 |
| 5" | 380 |
| 6" | 435 |
| 8" | 555 |
| 10" | 670 |



| | | | |
|---------|--------|--------|--------|
| 2452 09 | 2" | 6,150 | 90,30 |
| 2452 10 | 2 1/2" | 8,450 | 135,53 |
| 2452 11 | 3" | 11,050 | 154,28 |
| 2452 12 | 4" | 14,440 | 199,20 |
| 2452 13 | 5" | 22,930 | 232,14 |
| 2452 14 | 6" | 31,200 | 372,85 |
| 2452 16 | 8" | 51,250 | 478,59 |
| 2452 18 | 10" | 86,300 | 686,98 |

Ref. 2453



Válvula retención a bola - bridas DIN PN 16

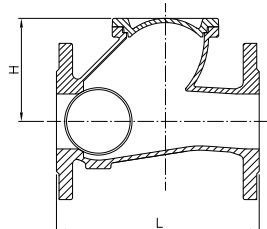
Cuerpo fundido hierro GGG-40. Esfera recubierta con NBR. Presión máx.: 16 BAR. Temperatura: -10°C +80°C. Dimensiones entre caras según DIN 3202 F6.

Check valve with ball - flanges DIN PN 16

Body and disk: cast iron GGG-40. Ball: with NBR coated. Max. pressure: 16 BAR. Temp.: -10°C +80°C. Dimensions between sides DIN 3202 F6.

| MED. | DN | PN | H | L |
|--------|-----|----|-----|-----|
| 2" | 50 | 16 | 106 | 200 |
| 2 1/2" | 65 | 16 | 129 | 240 |
| 3" | 80 | 16 | 146 | 260 |
| 4" | 100 | 16 | 194 | 300 |
| 5" | 125 | 16 | 207 | 350 |
| 6" | 150 | 16 | 240 | 400 |
| 8" | 200 | 16 | 322 | 500 |
| 10" | 250 | 16 | 388 | 600 |

| CÓDIGO CODE | MEDIDA SIZE | PESO WEIGHT | P.V.P. € PRICE € |
|-------------|-------------|-------------|------------------|
| 2453 09 | 2" | 7,900 | 119,77 |
| 2453 10 | 2 1/2" | 11,100 | 133,93 |
| 2453 11 | 3" | 15,200 | 169,23 |
| 2453 12 | 4" | 21,100 | 218,65 |
| 2453 13 | 5" | 33,300 | 363,56 |
| 2453 14 | 6" | 44,400 | 432,50 |
| 2453 16 | 8" | 84,400 | 966,97 |
| 2453 18 | 10" | 145,000 | 1650,96 |



Ref. 2458



Filtro Y bridas DIN PN 16

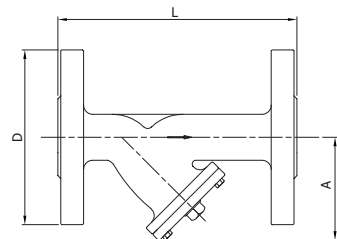
Construcción: Fundición GG25. Junta: Grafito. Conexión: Bridas DIN PN 16. Presión de trabajo 16 bar. Temp: -10°C +120°C Tamiz: AISI 304 chapa perforada (ver d1).

Flanged "Y" strainer PN 16

Const.: Cast Iron GG25. Gasket: Graphite. Ends: Flanges DIN PN 16. Working pressure: 16 bar. Working temp: -10°C +120°C Screen: AISI 304 perforated plate (see d1)

| DN | A | D | L | d1 |
|-----|-----|-----|-----|-----|
| 40 | 110 | 150 | 200 | 1,5 |
| 50 | 130 | 165 | 230 | 1,5 |
| 65 | 145 | 185 | 290 | 1,5 |
| 80 | 170 | 200 | 310 | 1,5 |
| 100 | 200 | 220 | 350 | 1,5 |
| 125 | 240 | 250 | 400 | 1,5 |
| 150 | 275 | 285 | 480 | 1,5 |
| 250 | 350 | 340 | 600 | 2 |
| 250 | 430 | 405 | 730 | 2 |
| 300 | 540 | 460 | 850 | 2 |

| | | | |
|---------|--------|---------|---------|
| 2458 08 | 1 1/2" | 7,000 | 39,35 |
| 2458 09 | 2" | 9,500 | 53,82 |
| 2458 10 | 2 1/2" | 13,000 | 81,80 |
| 2458 11 | 3" | 16,000 | 96,87 |
| 2458 12 | 4" | 23,000 | 135,62 |
| 2458 13 | 5" | 31,000 | 195,86 |
| 2458 14 | 6" | 45,000 | 263,71 |
| 2458 16 | 8" | 85,000 | 426,84 |
| 2458 18 | 10" | 130,000 | 758,65 |
| 2458 20 | 12" | 168,000 | 1087,98 |



Ref. 2460 - 2460N



Art. 2460N rosca NPT. Filtro - Y PN 40 - rosca gas

Construcción: inox. CF8M (316) microfusión. Juntas: PTFE. Conexión: rosca gas ISO 7-1 (EN 10226-1). Presión de trabajo: 40 BAR. Temperatura: -30°C +240°C. Tamiz: AISI 316 chapa perforada (ver d1).

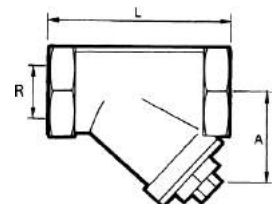
"Y" strainer PN 40 (2460N - NPT thread)

Constr. stainless steel CF8M (316) investment casting. Seat: PTFE: gas threaded end ISO 7-1 (EN 10226-1). Working pressure: 40 BAR. Temperature: -30°C +240°C. Screen: AISI 316 perforated plate (see d1).

| DN | A | L | d1 |
|--------|----|-----|----|
| 1/4" | 30 | 65 | 1 |
| 3/8" | 30 | 65 | 1 |
| 1/2" | 40 | 65 | 1 |
| 3/4" | 45 | 80 | 1 |
| 1" | 55 | 90 | 1 |
| 1 1/4" | 65 | 105 | 1 |
| 1 1/2" | 70 | 120 | 1 |
| 2" | 85 | 140 | 1 |

| | | | |
|---------|--------|-------|-------|
| 2460 02 | 1/4" | 0,295 | 12,79 |
| 2460 03 | 3/8" | 0,213 | 12,79 |
| 2460 04 | 1/2" | 0,220 | 12,79 |
| 2460 05 | 3/4" | 0,350 | 20,17 |
| 2460 06 | 1" | 0,657 | 29,85 |
| 2460 07 | 1 1/4" | 0,770 | 42,67 |
| 2460 08 | 1 1/2" | 1,150 | 56,91 |
| 2460 09 | 2" | 1,765 | 78,89 |

Precios rosca NPT a consultar / NPT thread prices on request



Ref. 2461



Filtro - Y bridas DIN PN 16

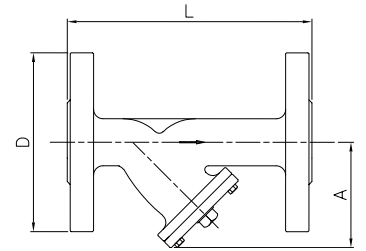
Construcción: AISI 316. Juntas: PTFE conexión: bridas DIN PN 16. Presión de trabajo: 16 BAR. Temp.: -30°C +240°C. Tamiz: AISI 316 chapa perforada (ver d1).

Flanged "Y" strainer PN 16

Constr. AISI 316. Gaskets: PTFE ends: flanges DIN PN 16. Working pressure: 16 BAR. Temperature: -30°C +240°C. Screen: AISI 316 perforated plate (see d1).

| DN | A | D | L | d1 |
|-----|-----|-----|-----|----|
| 15 | 75 | 95 | 130 | 1 |
| 20 | 90 | 105 | 150 | 1 |
| 25 | 100 | 115 | 160 | 1 |
| 32 | 115 | 140 | 180 | 1 |
| 40 | 130 | 150 | 200 | 1 |
| 50 | 150 | 165 | 230 | 1 |
| 65 | 190 | 185 | 290 | 2 |
| 80 | 200 | 200 | 310 | 2 |
| 100 | 230 | 220 | 350 | 2 |
| 125 | 280 | 250 | 400 | 2 |
| 150 | 300 | 285 | 480 | 2 |
| 200 | 400 | 340 | 605 | 2 |

| CÓDIGO CODE | MEDIDA SIZE | PESO WEIGHT | P.V.P. € PRICE € |
|-------------|-------------|-------------|------------------|
| 2461 04 | 1/2" | 1,950 | 109,26 |
| 2461 05 | 3/4" | 2,750 | 131,19 |
| 2461 06 | 1" | 3,700 | 164,44 |
| 2461 07 | 1 1/4" | 5,900 | 262,36 |
| 2461 08 | 1 1/2" | 6,400 | 275,48 |
| 2461 09 | 2" | 8,900 | 377,45 |
| 2461 10 | 2 1/2" | 12,950 | 543,21 |
| 2461 11 | 3" | 18,150 | 693,96 |
| 2461 12 | 4" | 24,300 | 1065,11 |
| 2461 13 | 5" | 31,000 | 1917,05 |
| 2461 14 | 6" | 45,000 | 2690,15 |
| 2461 16 | 8" | 77,000 | 4345,84 |



Ref. 2461A



Filtro - Y bridas ANSI B 16.5 S-150

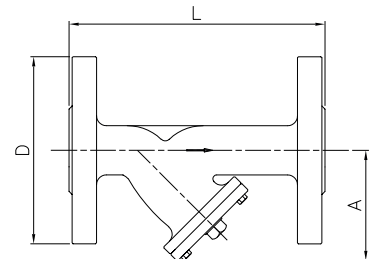
Construcción: AISI 316. Juntas: PTFE. Conexión: bridas ANSI. Clase 150. Presión de trabajo: 19 kg/cm². Temp.: -30°C +240°C. Tamiz: AISI 316 chapa perforada (ver d1).

Strainer Y. Flanged ANSI B 16.5 S-150

Construction: AISI 316. Gasket: PTFE. Connection: flanged ANSI. Class 150. Working pressure: 19 kg/cm². Temp.: -30°C +240°C. Screen: AISI 316 perforated plate (see d1).

| MED. | A | D | L | d1 |
|--------|-----|-----|-----|----|
| 2" | 140 | 152 | 210 | 2 |
| 2 1/2" | 175 | 178 | 250 | 2 |
| 3" | 200 | 190 | 280 | 2 |
| 4" | 245 | 229 | 340 | 2 |
| 6" | 320 | 279 | 420 | 2 |
| 8" | 392 | 343 | 500 | 2 |

| | | | |
|----------|--------|--------|---------|
| 2461A 09 | 2" | 7,000 | 480,72 |
| 2461A 10 | 2 1/2" | 10,900 | 689,69 |
| 2461A 11 | 3" | 14,800 | 877,83 |
| 2461A 12 | 4" | 23,200 | 1463,12 |
| 2461A 14 | 6" | 41,000 | 2633,52 |
| 2461A 16 | 8" | 69,000 | 4389,22 |



Ref. 2525



Válvula esfera paso total 2 piezas bridas DIN PN 16

Montaje directo de actuadores S/ISO 5211. Cuerpo: fundición nodular GGG-40. Esfera y eje: AISI 304. Asientos: PTFE + 15% FV. Tórica eje: vitón. Presión máx.: 16 kg/cm². Temp. -30°C +180°C. Mando manual por palanca con sistema de bloqueo. L: S/DIN 3202 F-4.

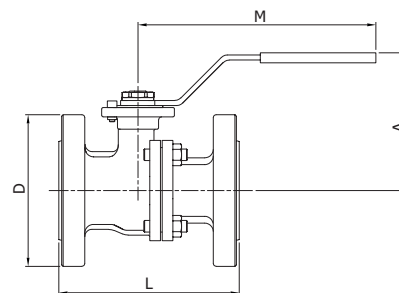
2 pcs. Full bore ball valve flanges DIN PN 16

Body: ductil iron GGG-40. Ball and stem: AISI 304. Seats: PTFE + 15% GF. Stem o'ring: viton. Max. pressure: 16 kg/cm². Temp. -30°C +180°C. Manually operated by handle with locking system. L: S/DIN 3202 F-4.

| MED. | DN | D | L | M | A | ISO 5211 |
|--------|-----|-----|-----|------|-----|----------|
| 1/2" | 15 | 95 | 115 | 130 | 80 | F03/F04 |
| 3/4" | 20 | 105 | 120 | 130 | 80 | F03/F04 |
| 1" | 25 | 115 | 125 | 170 | 90 | F04/F05 |
| 1 1/4" | 32 | 140 | 130 | 170 | 102 | F04/F05 |
| 1 1/2" | 40 | 150 | 140 | 220 | 110 | F05/F07 |
| 2" | 50 | 165 | 150 | 220 | 120 | F05/F07 |
| 2 1/2" | 65 | 185 | 170 | 284 | 140 | F07/F10 |
| 3" | 80 | 200 | 180 | 284 | 150 | F07/F10 |
| 4" | 100 | 220 | 190 | 360 | 180 | F07/F10 |
| 5" | 125 | 250 | 325 | 447 | 215 | F07/F10 |
| 6" | 150 | 285 | 350 | 560 | 240 | F10/F12 |
| 8" | 200 | 340 | 400 | 1000 | 320 | F12/F14 |

CÓDIGO MEDIDA PESO P.V.P. €
CODE SIZE WEIGHT PRICE €

| | | | |
|---------|--------|--------|---------|
| 2525 04 | 1/2" | 2,300 | 58,33 |
| 2525 05 | 3/4" | 2,900 | 66,29 |
| 2525 06 | 1" | 4,000 | 86,61 |
| 2525 07 | 1 1/4" | 5,600 | 103,36 |
| 2525 08 | 1 1/2" | 7,000 | 124,72 |
| 2525 09 | 2" | 9,400 | 148,38 |
| 2525 10 | 2 1/2" | 13,000 | 231,95 |
| 2525 11 | 3" | 18,400 | 308,15 |
| 2525 12 | 4" | 26,000 | 449,06 |
| 2525 13 | 5" | 36,000 | 923,93 |
| 2525 14 | 6" | 49,500 | 1321,76 |
| 2525 16 | 8" | 96,000 | 2906,10 |



Ref. 2526A



Válvula esfera paso total 2 piezas bridas ANSI B 16.5 S-150

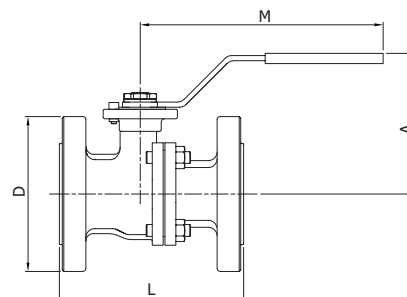
Montaje directo de actuadores s/ISO 5211. Diseño fire safe. Dispositivo antiestático. Cuerpo: acero al carbono WCB (microfusión). Esfera y eje: AISI 316. Asientos: PTFE + 25 % Grafito. Tórica eje: vitón. Presión máx.: 19 kg/cm². Temp. -30°C +220°C. Mando manual por palanca con sistema de bloqueo.

2 pcs. Full bore ball valve flanges ANSI B 16.5 S-150

Direct mounting for actuators s/ISO 5211. Fire safe design. Antistatic device. Body: carbon steel WCB (investment casting). Ball and stem: AISI 316. Seats: PTFE + 25 % Graphite. Stem o'ring: viton. Max. pressure: 19 kg/cm². Temp. -30°C +220°C. Manually operated by handle with locking system.

| MED. | DN | D | L | M | A | ISO 5211 |
|--------|-----|-------|-----|-----|-----|----------|
| 1/2" | 15 | 89 | 108 | 165 | 90 | F04 |
| 3/4" | 20 | 98,6 | 117 | 165 | 95 | F04/F05 |
| 1" | 25 | 108 | 127 | 165 | 95 | F04/F05 |
| 1 1/4" | 32 | 117 | 140 | 165 | 106 | F05/F07 |
| 1 1/2" | 40 | 127 | 165 | 200 | 110 | F05/F07 |
| 2" | 50 | 152,5 | 178 | 200 | 118 | F05/F07 |
| 2 1/2" | 65 | 177,8 | 190 | 400 | 160 | F07/F10 |
| 3" | 80 | 190,5 | 203 | 400 | 170 | F07/F10 |
| 4" | 100 | 228,6 | 229 | 400 | 186 | F07/F10 |
| 6" | 150 | 279,4 | 394 | 800 | 280 | F10/F12 |

| | | | |
|----------|--------|--------|---------|
| 2526A 04 | 1/2" | 1,500 | 40,28 |
| 2526A 05 | 3/4" | 2,150 | 52,88 |
| 2526A 06 | 1" | 2,870 | 73,07 |
| 2526A 07 | 1 1/4" | 3,950 | 101,41 |
| 2526A 08 | 1 1/2" | 5,800 | 140,77 |
| 2526A 09 | 2" | 8,400 | 207,66 |
| 2526A 10 | 2 1/2" | 13,500 | 348,75 |
| 2526A 11 | 3" | 17,800 | 459,47 |
| 2526A 12 | 4" | 30,500 | 780,26 |
| 2526A 14 | 6" | 57,000 | 1985,92 |



Ref. **2528**



Válvula esfera paso total 2 piezas diseño "fire safe" montaje directo de actuadores S/ISO 5211.

Bridas DIN PN -40 ≤ DN -50

Bridas DIN PN -16 >DN -50

Cuerpo: inox. CF8M (316) microfundición.

Asientos y juntas: PTFE +15% FV tórica eje: vitón.

Dispositivo antiestático. Presión máx.: 40/16 BAR según medida.

Temp.: -30°C +180°C. Mando manual por palanca.

Long.: S/DIN 3202 F-4 DN 15 DN 100 F-5 DN 125 DN 200.

2 pcs full bore ball valve fire-safe design direct mounting for actuators ISO 5211.

Flanges DIN PN -40 ≤ DN -50

Flanges DIN PN -16 >DN -50

Body: Stainless steel. CF8M (316) investment casting.

Seats: PTFE + 15% GF stem o'ring: viton. Antistatic device.

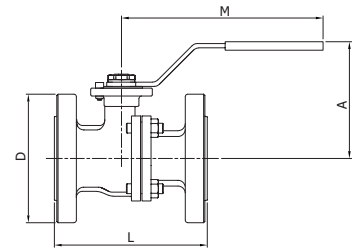
Max. pressure: 40/16 BAR depending on size.

Temp.: -30°C +180°C. manually operated by handle.

L: DIN 3202 F-4 DN 15 DN 100 F-5 DN 125 DN 200.

| MED. | PN | Dimensiones/Dimensions mm | | | | ISO 5211 |
|--------|----|---------------------------|-----|-----|-----|----------|
| | | D | A | L | M | |
| 1/2" | 40 | 95 | 85 | 115 | 170 | F04 |
| 3/4" | 40 | 105 | 85 | 120 | 170 | F04/F05 |
| 1" | 40 | 116 | 95 | 125 | 170 | F04/F05 |
| 1 1/4" | 40 | 140 | 106 | 130 | 200 | F05/F07 |
| 1 1/2" | 40 | 150 | 110 | 140 | 200 | F05/F07 |
| 2" | 40 | 165 | 118 | 150 | 200 | F05/F07 |
| 2 1/2" | 16 | 185 | 157 | 170 | 380 | F07/F10 |
| 3" | 16 | 200 | 170 | 180 | 380 | F07/F10 |
| 4" | 16 | 220 | 184 | 190 | 380 | F07/F10 |
| 5" | 16 | 250 | 200 | 325 | 520 | F10/F12 |
| 6" | 16 | 285 | 220 | 350 | 620 | F10/F12 |
| 8" | 16 | 340 | 300 | 400 | 700 | F12 |

| CÓDIGO CODE | MEDIDA SIZE | PESO WEIGHT | P.V.P. € PRICE € |
|-------------|-------------|-------------|------------------|
| 2528 04 | 1/2" | 2,200 | 99,09 |
| 2528 05 | 3/4" | 3,050 | 115,03 |
| 2528 06 | 1" | 3,750 | 142,83 |
| 2528 07 | 1 1/4" | 5,750 | 231,78 |
| 2528 08 | 1 1/2" | 7,000 | 254,73 |
| 2528 09 | 2" | 9,500 | 342,15 |
| 2528 10 | 2 1/2" | 14,750 | 548,31 |
| 2528 11 | 3" | 18,850 | 691,38 |
| 2528 12 | 4" | 26,250 | 987,17 |
| 2528 13 | 5" | 38,000 | 1976,21 |
| 2528 14 | 6" | 51,000 | 2708,63 |
| 2528 16 | 8" | 106,700 | 6391,33 |



Ref. **2528A**



Válvula esfera paso total 2 piezas diseño "fire safe" bridas ANSI B-16.5 S-150 montaje directo de actuadores S/ISO 5211

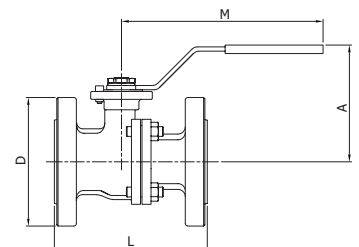
Cuerpo: inox. CF8M (316). Asientos: PTFE +15% FV. Presión máx.: 19 kg/cm². Temp.: -30°C +180°C. Mando manual por palanca hasta 6". 8" con reductor manual.

2 pcs full bore ball valve fire safe design flanges ANSI B-16.5 s-150. Direct mounting for actuators ISO 5211


Body: stainless steel CF8M (316). Seats: PTFE + 15% GF. Max. pressure: 19 kg/cm². Temp.: -30°C +180°C. Manually operated by handle until 6". 8" with gear operator.

| MED. | DN | D | L | M | A | ISO 5211 |
|--------|-----|-------|-----|-----|-----|----------|
| 1/2" | 15 | 89 | 108 | 165 | 85 | F04 |
| 3/4" | 20 | 98,6 | 117 | 165 | 85 | F04/F05 |
| 1" | 25 | 108 | 127 | 200 | 95 | F04/F05 |
| 1 1/4" | 32 | 117 | 140 | 165 | 106 | F05/F07 |
| 1 1/2" | 40 | 127 | 165 | 200 | 110 | F05/F07 |
| 2" | 50 | 152,5 | 178 | 200 | 118 | F05/F07 |
| 2 1/2" | 65 | 177,8 | 190 | 380 | 157 | F07/F10 |
| 3" | 80 | 190,5 | 203 | 380 | 170 | F07/F10 |
| 4" | 100 | 228,6 | 229 | 380 | 184 | F07/F10 |
| 6" | 150 | 279,4 | 394 | 620 | 225 | F10/F12 |
| 8" | 200 | 342,9 | 457 | - | - | F10/F12 |

| | | | |
|----------|--------|---------|----------------|
| 2528A 04 | 1/2" | 1,450 | 83,85 |
| 2528A 05 | 3/4" | 2,100 | 99,41 |
| 2528A 06 | 1" | 2,850 | 133,10 |
| 2528A 07 | 1 1/4" | 3,900 | 180,71 |
| 2528A 08 | 1 1/2" | 5,800 | 236,20 |
| 2528A 09 | 2" | 8,400 | 327,16 |
| 2528A 10 | 2 1/2" | 13,400 | 525,03 |
| 2528A 11 | 3" | 17,800 | 707,67 |
| 2528A 12 | 4" | 30,500 | 1077,69 |
| 2528A 14 | 6" | 55,000 | 3046,19 |
| 2528A 16 | 8" | 135,000 | 7050,54 |



Ref. **2529**



Válvula esfera paso total 2 piezas diseño "fire safe" bridas DIN PN-40 montaje directo de actuadores según ISO 5211

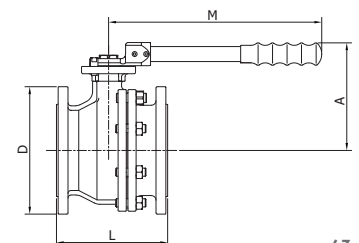
Cuerpo: CF8M (316). Asientos y juntas: PTFE +15% FV. Tórica eje: vitón. Presión máx.: 40 BAR. Temp.: -30°C +180°C. Mando manual por palanca. L: S/DIN 3202 F-4 DN 65 DN 100. F-5 DN 125 DN 200.

2 pcs. Full bore ball valve "fire safe" design flanges DIN PN-40 direct mounting for actuators ISO 5211

Body: stainless steel. CF8M (316). Seats: PTFE + 15% GF. Stem o'ring: viton. Max. pressure: 40 BAR. temp.: -30°C +180°C. Manually operated by handle. L: DIN 3202 F-4 DN 65 DNO 100. F-5 DN 125 DN 200.

| MED. | DN | L | D | A | M | ISO 5211 |
|--------|-----|-----|-----|-----|-----|----------|
| 2 1/2" | 65 | 170 | 185 | 157 | 380 | F07/F10 |
| 3" | 80 | 180 | 200 | 170 | 380 | F07/F10 |
| 4" | 100 | 190 | 235 | 184 | 380 | F07/F10 |
| 5" | 125 | 325 | 270 | 200 | 380 | F10/F12 |
| 6" | 150 | 350 | 300 | 350 | 450 | F07/F10 |

| | | | |
|---------|--------|--------|----------------|
| 2529 10 | 2 1/2" | 17,150 | 731,64 |
| 2529 11 | 3" | 21,200 | 939,68 |
| 2529 12 | 4" | 29,900 | 1316,09 |
| 2529 13 | 5" | 50,000 | 2830,58 |
| 2529 14 | 6" | 69,500 | 3985,13 |



Ref. 2540 - 2541

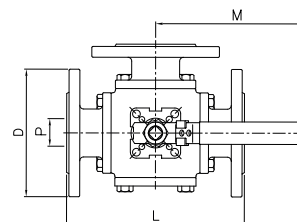


Válvula esfera 3 vías paso total
2540 paso tipo L / 2541 paso tipo T
Bridas DIN PN 40 ≤ DN50
Bridas DIN PN 16 > DN50
 Montaje directo de actuadores s/ISO 5211.
 Cuerpo: inox CF8M (316). 4 asientos: PTFE + 15% FV.
 Presión máx. 16/40 BAR según medida.
 Temp.: -30°C +180°C. Mando manual por palanca.

3 ways full bore ball valve
2540 "L" bore / 2541 "T" bore
Flanges DIN PN 40 ≤ DN50
Flanges DIN PN 16 > DN50
 Direct mounting for actuators ISO 5211.
 Body: stainless steel CF8M (316). 4 seats: PTFE + 15% GF.
 Max. pressure: 16/40 BAR depending on size.
 Temp.: -30°C +180°C. Manually operated by handle.

| MED. | DN | PN | P | D | L | M |
|--------|-----|----|----|-----|-----|-----|
| 1" | 25 | 40 | 25 | 115 | 180 | 175 |
| 1 1/4" | 32 | 40 | 32 | 140 | 190 | 175 |
| 1 1/2" | 40 | 40 | 38 | 150 | 210 | 200 |
| 2" | 50 | 40 | 49 | 165 | 230 | 200 |
| 2 1/2" | 65 | 16 | 63 | 185 | 290 | 400 |
| 3" | 80 | 16 | 75 | 200 | 310 | 400 |
| 4" | 100 | 16 | 99 | 220 | 350 | 400 |

| CÓDIGO CODE | MEDIDA SIZE | PESO WEIGHT | P.V.P. € PRICE € |
|-------------|-------------|-------------|------------------|
| 2540 06 | 1" | 8,600 | 610,07 |
| 2540 07 | 1 1/4" | 11,600 | 761,51 |
| 2540 08 | 1 1/2" | 14,700 | 1011,47 |
| 2540 09 | 2" | 19,700 | 1352,83 |
| 2540 10 | 2 1/2" | 33,300 | 2356,73 |
| 2540 11 | 3" | 47,100 | 3205,25 |
| 2540 12 | 4" | 73,700 | 4379,49 |



Ref. 2830 - 2830N



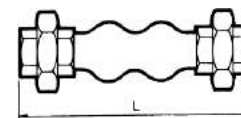
Manguito elástico - doble onda (2830N - Rosca NPT)
 Rosca gas, también disponible en rosca NPT (2830N).
 Cuerpo EPDM, extremos racors. Roscas gas galvanizados.
 Presión de trabajo máx.: 10 BAR. Temp. -10°C +105°C.
 Longitud: 200 mm.

Rubber expansion joint-double wave (2830N - NPT thread)
 Gas thread, also available npt thread (2830N).
 Body EPDM. Galvanised gas threaded ends.
 Max. working pressure: 10 BAR. Temp. -10°C +105°C.
 Length: 200 mm.

| MED. | L |
|--------|-----|
| 3/4" | 200 |
| 1" | 200 |
| 1 1/4" | 200 |
| 1 1/2" | 200 |
| 2" | 200 |
| 2 1/2" | 245 |
| 3" | 245 |

| | | | |
|---------|--------|-------|-------|
| 2830 05 | 3/4" | 0,715 | 14,74 |
| 2830 06 | 1" | 1,090 | 18,07 |
| 2830 07 | 1 1/4" | 1,310 | 20,69 |
| 2830 08 | 1 1/2" | 1,780 | 26,73 |
| 2830 09 | 2" | 2,650 | 33,31 |
| 2830 10 | 2 1/2" | 3,800 | 55,40 |
| 2830 11 | 3" | 5,300 | 67,03 |

Precios rosca NPT a consultar / NPT thread prices on request



Ref. 2829

NEW

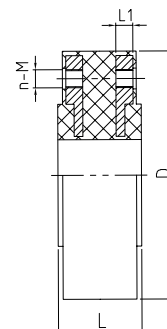


Manguito antivibratorio
 Cuerpo EPDM con bridas internas vulcanizadas de acero al carbono.
 Conexión a bridas DIN PN10. Orificios roscados. Presión máxima de trabajo 10 bar. Temperatura de trabajo -20°C +100°C.

Rubber metal pipe connector
 Rubber body with fully vulcanized carbon steel flanges. Connection to DIN PN10 flanged. Threaded holes. Maximum working pressure 10 bar. Working temperature -20°C +100°C.

| MED. | D | n-M | L | L1 |
|--------|-----|---------|----|----|
| 2" | 171 | 4 x M16 | 70 | 16 |
| 2 1/2" | 192 | 4 x M16 | 70 | 16 |
| 3" | 207 | 8 x M16 | 70 | 18 |
| 4" | 227 | 8 x M16 | 70 | 18 |
| 5" | 257 | 8 x M16 | 70 | 18 |
| 6" | 294 | 8 x M20 | 70 | 18 |
| 8" | 343 | 8 x M20 | 90 | 20 |

| | | | |
|---------|--------|--------|--------|
| 2829 09 | 2" | 5,100 | 81,38 |
| 2829 10 | 2 1/2" | 6,200 | 94,13 |
| 2829 11 | 3" | 7,500 | 109,50 |
| 2829 12 | 4" | 8,100 | 144,00 |
| 2829 13 | 5" | 9,400 | 167,63 |
| 2829 14 | 6" | 12,400 | 213,75 |
| 2829 16 | 8" | 18,800 | 273,75 |



Ref. **2831**

Manguito elástico - simple onda

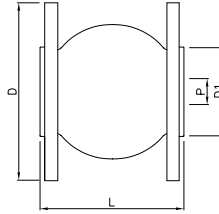
Cuerpo EPDM. Bridas DIN PN 10 zincadas.
Presión de trabajo. Máx.: 10 BAR. Temp: -10°C +105°C.

Rubber expansion - joint-single wave

Body: EPDM. Zinc plated DIN PN 10 flanges.
Max. working pressure: 10 BAR. Temp. -10°C +105°C.



| DN | P | L | D | D1 |
|-----|-----|-----|-----|-----|
| 32 | 40 | 95 | 140 | 69 |
| 40 | 40 | 95 | 150 | 69 |
| 50 | 52 | 105 | 165 | 86 |
| 65 | 68 | 115 | 185 | 106 |
| 80 | 76 | 130 | 200 | 116 |
| 100 | 103 | 135 | 220 | 150 |
| 125 | 128 | 170 | 250 | 180 |
| 150 | 152 | 180 | 285 | 209 |
| 200 | 194 | 195 | 340 | 260 |
| 250 | 250 | 240 | 395 | 320 |
| 300 | 300 | 260 | 445 | 367 |
| 350 | 320 | 255 | 505 | 408 |
| 400 | 372 | 255 | 565 | 472 |
| 450 | 415 | 255 | 615 | 522 |
| 500 | 454 | 255 | 670 | 570 |



| CÓDIGO CODE | MEDIDA SIZE | PESO WEIGHT | P.V.P. € PRICE € |
|----------------|----------------|----------------|---------------------|
| 2831 07 | 1 1/4" | 2,860 | 24,28 |
| 2831 08 | 1 1/2" | 3,240 | 25,81 |
| 2831 09 | 2" | 4,100 | 32,56 |
| 2831 10 | 2 1/2" | 4,870 | 41,47 |
| 2831 11 | 3" | 6,200 | 50,57 |
| 2831 12 | 4" | 6,800 | 63,29 |
| 2831 13 | 5" | 9,500 | 85,15 |
| 2831 14 | 6" | 12,400 | 104,96 |
| 2831 16 | 8" | 16,860 | 157,52 |
| 2831 18 | 10" | 21,200 | 266,77 |
| 2831 20 | 12" | 28,100 | 336,95 |
| 2831 22 | 14" | 36,700 | 398,06 |
| 2831 24 | 16" | 44,400 | 467,15 |
| 2831 26 | 18" | 46,800 | 531,98 |
| 2831 28 | 20" | 59,000 | 657,47 |

Ref. **2831A**

Manguito elástico bridas

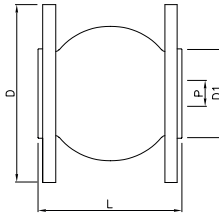
Cuerpo EPDM. Bridas ANSI 150 lbs zincadas.
Presión de trabajo máx.: 19 kg/cm². Temp: -10°C +105°C.

Rubber expansion joint

Body: EPDM. Zinc plated ANSI 150 lbs flanges.
Max. working pressure: 19 kg/cm². Temp.: -10°C +105°C.



| MED. | P | L | D | D1 |
|--------|-----|-----|-------|-----|
| 1 1/4" | 40 | 95 | 117,5 | 69 |
| 1 1/2" | 40 | 95 | 127 | 69 |
| 2" | 52 | 105 | 152,4 | 86 |
| 2 1/2" | 68 | 115 | 177,8 | 106 |
| 3" | 76 | 130 | 190,5 | 116 |
| 4" | 103 | 135 | 228,6 | 150 |
| 5" | 128 | 170 | 254 | 180 |
| 6" | 152 | 180 | 279,4 | 209 |
| 8" | 194 | 205 | 342,9 | 260 |
| 10" | 250 | 240 | 406,4 | 320 |
| 12" | 300 | 260 | 482,6 | 367 |
| 14" | 320 | 255 | 533,4 | 408 |
| 16" | 372 | 255 | 596,9 | 472 |
| 18" | 415 | 255 | 635 | 522 |
| 20" | 454 | 255 | 698,5 | 570 |



| | | | |
|----------|--------|--------|--------|
| 2831A 07 | 1 1/4" | 2,460 | 25,12 |
| 2831A 08 | 1 1/2" | 2,800 | 26,74 |
| 2831A 09 | 2" | 3,900 | 33,38 |
| 2831A 10 | 2 1/2" | 4,770 | 42,95 |
| 2831A 11 | 3" | 5,920 | 51,40 |
| 2831A 12 | 4" | 7,260 | 65,52 |
| 2831A 13 | 5" | 9,200 | 88,19 |
| 2831A 14 | 6" | 11,780 | 108,63 |
| 2831A 16 | 8" | 17,400 | 164,56 |
| 2831A 18 | 10" | 24,760 | 274,76 |
| 2831A 20 | 12" | 33,700 | 353,70 |
| 2831A 22 | 14" | 45,900 | 438,28 |
| 2831A 24 | 16" | 53,000 | 520,25 |
| 2831A 26 | 18" | 55,420 | 608,88 |
| 2831A 28 | 20" | 68,800 | 749,13 |

Ref. **2833**

Manguito elástico - doble onda EPDM

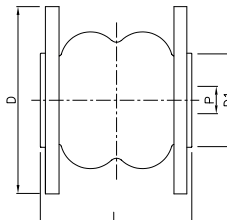
Cuerpo EPDM. Bridas DIN PN-10 zincadas.
Presión trabajo máx: 10 BAR. Temp: -10°C +105°C

Rubber expansion joint-double wave EPDM

Body: EPDM, zinc plated DIN 10 flanges.
Max. working pressure: 10 BAR. Temp.: -10°C +105°C.



| DN | P | L | D | D1 |
|-----|-----|-----|-----|-----|
| 50 | 52 | 175 | 165 | 86 |
| 65 | 68 | 175 | 185 | 106 |
| 80 | 76 | 175 | 200 | 116 |
| 100 | 103 | 225 | 220 | 150 |
| 125 | 128 | 225 | 250 | 180 |
| 150 | 152 | 225 | 285 | 209 |
| 200 | 194 | 325 | 340 | 260 |
| 250 | 250 | 325 | 395 | 320 |
| 300 | 300 | 325 | 445 | 367 |



| | | | |
|---------|--------|--------|--------|
| 2833 09 | 2" | 4,650 | 43,07 |
| 2833 10 | 2 1/2" | 6,150 | 54,11 |
| 2833 11 | 3" | 6,600 | 67,13 |
| 2833 12 | 4" | 7,050 | 87,13 |
| 2833 13 | 5" | 9,700 | 121,90 |
| 2833 14 | 6" | 13,400 | 155,07 |
| 2833 16 | 8" | 18,900 | 244,12 |
| 2833 18 | 10" | 23,150 | 343,79 |
| 2833 20 | 12" | 30,050 | 452,28 |

Ref. 2834

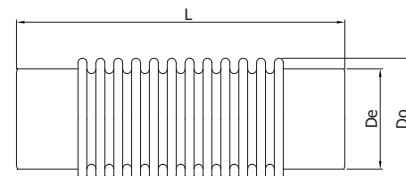


Junta de expansión metálica con camisa interior
Extremos soldar, PN 10. Fuelle acero inox. AISI 304. Camisa interior acero inox. AISI 304. Extremos acero inox. AISI 304. Temp. máx.: 300°C.

Metal expansion joint with internal liner
Welded ends, PN 10. Internal liner bellows: stainless steel AISI 304. Stainless steel AISI 304 ends. Max. temp. 300°C.

| MED. | L | Do | De |
|--------|-----|-----|-------|
| 1 1/2" | 200 | 52 | 48,3 |
| 2" | 275 | 69 | 60,3 |
| 2 1/2" | 275 | 88 | 76,1 |
| 3" | 275 | 107 | 88,9 |
| 4" | 300 | 140 | 114,3 |
| 5" | 300 | 167 | 139,7 |
| 6" | 350 | 199 | 168,3 |
| 8" | 350 | 266 | 219,1 |

| CÓDIGO CODE | MEDIDA SIZE | PESO WEIGHT | P.V.P. € PRICE € |
|----------------|----------------|----------------|---------------------|
| 2834 08 | 1 1/2" | 0,800 | 132,76 |
| 2834 09 | 2" | 1,400 | 146,94 |
| 2834 10 | 2 1/2" | 1,700 | 189,85 |
| 2834 11 | 3" | 1,800 | 204,07 |
| 2834 12 | 4" | 3,700 | 253,37 |
| 2834 13 | 5" | 4,400 | 302,59 |
| 2834 14 | 6" | 7,200 | 372,65 |
| 2834 16 | 8" | 11,600 | 639,86 |



Ref. 2835E

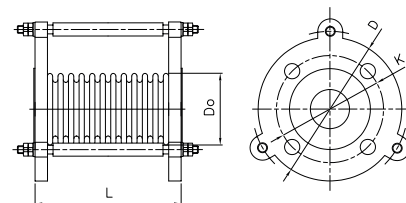


Junta de expansión metálica con camisa interior
Extremos bridas DIN PN 16. Fuelle acero inox. AISI 304. Camisa interior acero inox. AISI 304. Extremos bridas en acero carbono. Presión máx. trabajo: 16 kg/cm². Temp. máx.: 300°C.

Metal expansion joint with internal liner
Flanged ends DIN PN 16. Internal liner, bellows and ends: stainless steel AISI 304. Max. working pressure: 16 kg/cm². Max. temp. 300°C.

| DN | L | Do | K | D |
|-----|-----|-----|-----|-----|
| 25 | 170 | 45 | 85 | 115 |
| 32 | 170 | 45 | 100 | 140 |
| 40 | 170 | 45 | 110 | 150 |
| 50 | 170 | 69 | 125 | 165 |
| 65 | 170 | 88 | 145 | 185 |
| 80 | 170 | 107 | 160 | 200 |
| 100 | 170 | 140 | 180 | 220 |
| 125 | 170 | 167 | 210 | 250 |
| 150 | 220 | 199 | 240 | 285 |
| 200 | 220 | 266 | 295 | 340 |

| CÓDIGO CODE | MEDIDA SIZE | PESO WEIGHT | CAJA BOX CARTON | P.V.P. € PRICE € |
|----------------|----------------|----------------|--------------------|---------------------|
| 2835E 06 | 1" | 2,650 | - | 96,24 |
| 2835E 07 | 1 1/4" | 3,700 | - | 111,00 |
| 2835E 08 | 1 1/2" | 4,280 | - | 117,75 |
| 2835E 09 | 2" | 7,600 | - | 142,62 |
| 2835E 10 | 2 1/2" | 9,500 | - | 156,85 |
| 2835E 11 | 3" | 10,500 | - | 178,02 |
| 2835E 12 | 4" | 13,500 | - | 223,53 |
| 2835E 13 | 5" | 19,700 | - | 285,66 |
| 2835E 14 | 6" | 26,000 | - | 348,29 |
| 2835E 16 | 8" | 30,800 | - | 518,83 |



Ref. 2835AE

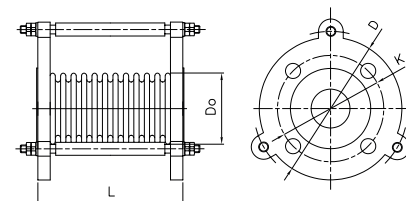


Junta de expansión metálica con camisa interior
Extremos bridas ANSI 150lbs. Fuelle acero INOX. AISI 304. Camisa interior acero inox. AISI 304. Extremos bridas en acero carbono. Presión máx. trabajo: 19 kg/cm². Temp. máx.: 300°C.

Metal expansion joint with internal liner
Flanged ends carbon plated steel ANSI 150 lbs. Internal liner bellows: stainless steel AISI 304. Max. working pressure: 19 kg/cm². Max. temp. 300°C.

| MED. | L | Do | K | D |
|--------|-----|-----|-------|-------|
| 2" | 170 | 69 | 120,6 | 152,4 |
| 2 1/2" | 170 | 88 | 139,7 | 177,8 |
| 3" | 170 | 107 | 152,4 | 190,5 |
| 4" | 170 | 140 | 190,5 | 228,6 |
| 5" | 170 | 167 | 215,4 | 254 |
| 6" | 220 | 199 | 241,3 | 279,4 |
| 8" | 220 | 266 | 298,4 | 342,9 |

| | | | | |
|-----------|--------|--------|---|--------|
| 2835AE 09 | 2" | 7,700 | - | 141,23 |
| 2835AE 10 | 2 1/2" | 10,150 | - | 161,46 |
| 2835AE 11 | 3" | 12,500 | - | 183,26 |
| 2835AE 12 | 4" | 16,800 | - | 230,10 |
| 2835AE 13 | 5" | 22,500 | - | 294,05 |
| 2835AE 14 | 6" | 27,800 | - | 358,54 |
| 2835AE 16 | 8" | 39,500 | - | 534,08 |



Ref. **2848**



Controlador de flujo (líquidos)

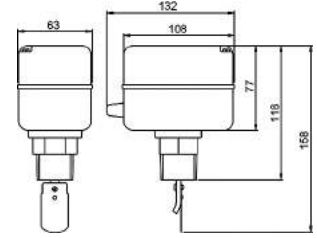
Caja aleación aluminio. Racor latón. Lengüetas en acero inox. Para tuberías de 1" a 8". Conexión rosca 1" ISO 7/1 (EN 10226-1). Temp. máx. 110°C. Presión máx. 10 bar. 250V - 10A. Protección IP-64.

Liquid flow switch

Aluminium alloyed box. Brass connector. Blade: stainless steel for pipe from 1" to 8". Threaded connection 1" ISO 7/1 (EN 10226-1). Max. temp. 110°C. Max. pressure 10 bar. 250V - 10A. Protection IP-64.

| CÓDIGO CODE | MEDIDA SIZE | PESO WEIGHT | CAJA / BOX CARTON | P.V.P. € PRICE € |
|-------------|-------------|-------------|-------------------|------------------|
|-------------|-------------|-------------|-------------------|------------------|

| | | | | |
|---------|----|---------|------|-------|
| 2848 06 | 1" | 800,000 | 1-10 | 72,09 |
|---------|----|---------|------|-------|



Ref. **2850**



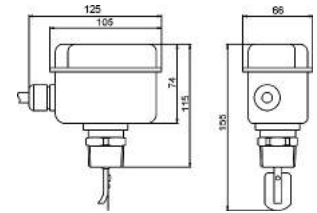
Controlador de flujo (líquidos)

Caja acero pintado - racor latón. Lengüetas en acero inox. Para tuberías de 1" a 8". Conexión rosca 1" ISO 7/1 (EN 10226-1). Temp. máx. 110°C. Presión máx. 10 bar. 250V - 10A. Protección IP-54.


Liquid flow switch

Coated steel box. Brass connector. Blade: stainless steel for pipe from 1" to 8". Threaded connection 1" ISO 7/1 (EN 10226-1). Max. temp. 110°C. Max. pressure 10 bar. 250V - 10A. Protection: IP 54.

| | | | | |
|---------|----|---------|------|-------|
| 2850 06 | 1" | 800,000 | 1-10 | 63,64 |
|---------|----|---------|------|-------|



Ref. **3886**



Válvula de flotador sin boya

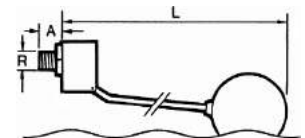
Construcción en acero inoxidable AISI 304. Conexión rosca gas. Paso total. Cierre de silicona. Presión de trabajo máxima 10 BAR.

Floating valve without buoy

Made of stainless steel AISI 304. Conexion gas threaded. Full port. Silicone lock. Max. working pressure 10 BAR.

| MED. | L | A |
|--------|-----|----|
| 3/8" | 300 | 32 |
| 1/2" | 410 | 35 |
| 3/4" | 500 | 42 |
| 1" | 580 | 45 |
| 1 1/4" | 580 | 52 |

| | | | | |
|---------|--------|-------|------|-------|
| 3886 03 | 3/8" | 0,151 | 1-20 | 16,64 |
| 3886 04 | 1/2" | 0,255 | 1-20 | 17,89 |
| 3886 05 | 3/4" | 0,400 | 1-15 | 30,70 |
| 3886 06 | 1" | 0,520 | 1-10 | 33,05 |
| 3886 07 | 1 1/4" | 0,620 | 1-10 | 38,15 |



Ref. **3887**



Boya para flotador

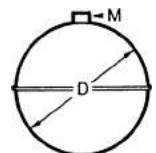
Construcción en acero inoxidable AISI 304.

Buoy for floating valves

Made of stainless steel AISI 304.

| MED. | D | M |
|--------|-----|-----|
| 3/8" | 90 | M-6 |
| 1/2" | 110 | M-6 |
| 3/4" | 160 | M-8 |
| 1" | 160 | M-8 |
| 1 1/4" | 160 | M-8 |

| | | | | |
|----------|----------|-------|------|-------|
| 3887 090 | Ø 90 mm | 0,103 | 1-48 | 12,95 |
| 3887 110 | Ø 110 mm | 0,181 | 1-27 | 15,28 |
| 3887 160 | Ø 160 mm | 0,450 | 1-8 | 33,26 |



Ref. 2856



Válvula de flotador sin boya (2856N - rosca NPT)

Construcción: inox. AISI 316. Cierre silicona. Presión máx.: 10 BAR.
 Conexión: DN 10 - DN65: rosca gas ISO 228/1 y
 DN80 - DN100: Brida DIN 2576PN 10/16

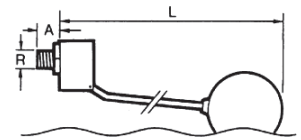
Floating valve (2856N - NPT thread)

Constr. stainless steel AISI 316. Silicone sealing. Max. pressure: 10 BAR.

Connection DN10 - DN65 gas ISO 228/1 thread
 DN80 - DN100 flange DIN 2576 PN 10/16

| MED. | L | A |
|--------|-----|----|
| 3/8" | 300 | 32 |
| 1/2" | 410 | 35 |
| 3/4" | 500 | 42 |
| 1" | 580 | 45 |
| 1 1/4" | 580 | 52 |
| 1 1/2" | 620 | 60 |
| 2" | 720 | 70 |
| 2 1/2" | 720 | 80 |
| 3" | - | - |
| 4" | - | - |

| CÓDIGO CODE | MEDIDA SIZE | PESO WEIGHT | CAJA / BOX CARTON | P.V.P. € PRICE € |
|-------------|-------------|-------------|-------------------|------------------|
| 2856 03 | 3/8" | 0,200 | 1 | 86,22 |
| 2856 04 | 1/2" | 0,300 | 1-75 | 100,44 |
| 2856 05 | 3/4" | 0,540 | 1-36 | 136,91 |
| 2856 06 | 1" | 0,600 | 1-10 | 198,74 |
| 2856 07 | 1 1/4" | 0,730 | 1-10 | 223,38 |
| 2856 08 | 1 1/2" | 2,630 | 1-8 | 376,17 |
| 2856 09 | 2" | 2,940 | 1-6 | 468,34 |
| 2856 10 | 2 1/2" | 3,400 | 1-6 | 627,86 |
| 2856 11 | 3" | 19,8 | - | 1983,15 |
| 2856 12 | 4" | 20,62 | - | 2208,82 |



Ref. 2852

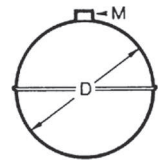


Boya para flotador - inox. 316

Buoy for floating valve stainless steel 316

| MED. | D | M |
|--------|-----|------|
| 3/8" | 90 | M-6 |
| 1/2" | 110 | M-6 |
| 3/4" | 160 | M-8 |
| 1" | 160 | M-8 |
| 1 1/4" | 160 | M-8 |
| 1 1/2" | 200 | M-12 |
| 2" | 200 | M-12 |
| 2 1/2" | 200 | M-12 |
| 3" | - | - |
| 4" | - | - |

| | | | | |
|----------|--------|-------|------|--------|
| 2852 060 | - | 0,060 | 1-1 | 32,63 |
| 2852 090 | 3/8" | 0,125 | 1-1 | 47,13 |
| 2852 110 | 1/2" | 0,150 | 1-27 | 62,01 |
| 2852 160 | 3/4" | 0,390 | 1-8 | 82,58 |
| 2852 160 | 1" | 0,390 | 1-8 | 82,58 |
| 2852 160 | 1 1/4" | 0,390 | 1-8 | 82,58 |
| 2852 200 | 1 1/2" | 0,790 | 1-8 | 125,18 |
| 2852 200 | 2" | 0,790 | 1-8 | 125,18 |
| 2852 200 | 2 1/2" | 0,790 | 1-8 | 125,18 |
| 2852 300 | 3" | 2,781 | - | 437,91 |
| 2852 400 | 4" | 4,513 | - | 537,67 |



FABRICACIÓN ESPECIAL BAJO DEMANDA

SPECIAL MANUFACTURING UNDER REQUEST



Esfera variable
Variable orifice ball valve
30°, 60° o 90°



Extensor para válvula manual
Extension for manual valve

Ref. **2015V**

NEW

Válvula de control con esfera "V", 2 piezas
Características de válvula ver art. 2015
Solicitar ángulo necesario 30°, 60° o 90°; ver extensión XX en cuadro.

"V" control ball valve, 2 pieces
Valve characteristics see art. 2015
Indicate necessary angle 30°, 60° or 90°; see extension XX.



| CÓDIGO CODE | MEDIDA SIZE | PESO WEIGHT | P.V.P. € PRICE € |
|----------------|-----------------|----------------|---------------------|
| 2015V XX 04 | XX= 30°/60°/90° | - | 58,25 |
| 2015V XX 05 | XX= 30°/60°/90° | - | 69,68 |
| 2015V XX 06 | XX= 30°/60°/90° | - | 79,61 |
| 2015V XX 07 | XX= 30°/60°/90° | - | 118,80 |
| 2015V XX 08 | XX= 30°/60°/90° | - | 150,64 |
| 2015V XX 09 | XX= 30°/60°/90° | - | 219,71 |

XX= Indicar ángulo necesario / Indicate necessary angle

Ref. **2025V - 2026V - 2027V**

NEW

Válvula de control con esfera "V", 3 piezas
Características de válvula ver art. 2025/2026/2027
Solicitar ángulo necesario 30°, 60° o 90°; ver extensión XX en cuadro.

"V" control ball valve, 3 pieces
Valve characteristics see art. 2025/2026/2027
Indicate necessary angle 30°, 60° or 90°; see extension XX.



| | | | |
|-------------|-----------------|---|----------------|
| 2025V XX 04 | XX= 30°/60°/90° | - | 56,31 |
| 2025V XX 05 | XX= 30°/60°/90° | - | 70,42 |
| 2025V XX 06 | XX= 30°/60°/90° | - | 79,29 |
| 2025V XX 07 | XX= 30°/60°/90° | - | 124,42 |
| 2025V XX 08 | XX= 30°/60°/90° | - | 159,32 |
| 2025V XX 09 | XX= 30°/60°/90° | - | 227,33 |
| 2025V XX 10 | XX= 30°/60°/90° | - | 490,43 |
| 2025V XX 11 | XX= 30°/60°/90° | - | 734,05 |
| 2025V XX 12 | XX= 30°/60°/90° | - | 1140,85 |

XX= Indicar ángulo necesario / Indicate necessary angle

Ref. **2526AV**

NEW

Válvula de control con esfera "V", 2 piezas bridas ANSI S-150
 Características de válvula ver art. 2526A
 Solicitar ángulo necesario 30°, 60° o 90°; ver extensión XX en cuadro.



"V" control ball valve, 2 pieces flanges ends ANSI S-150
 Valve characteristics see art. 2526A

CÓDIGO CODE MEDIDA SIZE PESO WEIGHT P.V.P. € PRICE €

| | | | |
|--------------|-----------------|---|----------------|
| 2526AV XX 04 | XX= 30°/60°/90° | - | 76,87 |
| 2526AV XX 05 | XX= 30°/60°/90° | - | 92,53 |
| 2526AV XX 06 | XX= 30°/60°/90° | - | 115,74 |
| 2526AV XX 07 | XX= 30°/60°/90° | - | 165,49 |
| 2526AV XX 08 | XX= 30°/60°/90° | - | 221,49 |
| 2526AV XX 09 | XX= 30°/60°/90° | - | 322,09 |
| 2526AV XX 10 | XX= 30°/60°/90° | - | 552,39 |
| 2526AV XX 11 | XX= 30°/60°/90° | - | 781,40 |
| 2526AV XX 12 | XX= 30°/60°/90° | - | 1294,30 |

XX= Indicar ángulo necesario / Indicate necessary angle

Ref. **2528V**

NEW

Válvula de control con esfera "V", 2 piezas bridas DIN PN 40/16
 Características de válvula ver art. 2528
 Solicitar ángulo necesario 30°, 60° o 90°; ver extensión XX en cuadro.



"V" control ball valve, 2 pieces flanges ends DIN PN 40/16
 Valve characteristics see art. 2528
 Indicate necessary angle 30°, 60° or 90°; see extension XX.

| | | | |
|-------------|-----------------|---|----------------|
| 2528V XX 04 | XX= 30°/60°/90° | - | 126,68 |
| 2528V XX 05 | XX= 30°/60°/90° | - | 145,42 |
| 2528V XX 06 | XX= 30°/60°/90° | - | 173,19 |
| 2528V XX 07 | XX= 30°/60°/90° | - | 258,03 |
| 2528V XX 08 | XX= 30°/60°/90° | - | 298,07 |
| 2528V XX 09 | XX= 30°/60°/90° | - | 403,31 |
| 2528V XX 10 | XX= 30°/60°/90° | - | 669,42 |
| 2528V XX 11 | XX= 30°/60°/90° | - | 923,68 |
| 2528V XX 12 | XX= 30°/60°/90° | - | 1332,53 |

XX= Indicar ángulo necesario / Indicate necessary angle

Ref. **2528AV**

NEW

Válvula de control con esfera "V", 2 piezas bridas ANSI S-150
 Características de válvula ver art. 2528A
 Solicitar ángulo necesario 30°, 60° o 90°; ver extensión XX en cuadro.



"V" control ball valve, 2 pieces flanges ends ANSI S-150
 Valve characteristics see art. 2528A
 Indicate necessary angle 30°, 60° or 90°; see extension XX.

| | | | |
|--------------|-----------------|---|----------------|
| 2528AV XX 04 | XX= 30°/60°/90° | - | 115,30 |
| 2528AV XX 05 | XX= 30°/60°/90° | - | 132,34 |
| 2528AV XX 06 | XX= 30°/60°/90° | - | 166,84 |
| 2528AV XX 07 | XX= 30°/60°/90° | - | 235,68 |
| 2528AV XX 08 | XX= 30°/60°/90° | - | 310,36 |
| 2528AV XX 09 | XX= 30°/60°/90° | - | 445,30 |
| 2528AV XX 10 | XX= 30°/60°/90° | - | 755,21 |
| 2528AV XX 11 | XX= 30°/60°/90° | - | 1025,64 |
| 2528AV XX 12 | XX= 30°/60°/90° | - | 1614,92 |

XX= Indicar ángulo necesario / Indicate necessary angle

CÓDIGO CODE MEDIDA SIZE PESO WEIGHT P.V.P. € PRICE €

Ref. 5330



Extensor para válvula manual (*)
 (*) Válvula no incluida (consultar modelo de válvula)

Extension for manual valve (*)
 (*) Valve not included (consult the model of the valve)

| Válvulas roscar – soldar / Threaded – welded valves | | |
|---|-------------------------------|------------------|
| Ref. | ART. 2015 - 2025, 2026 - 2027 | ART. 2040 - 2041 |
| 5330 09 XXX | 1/4" - 1/2" | 1/4" - 1/2" |
| 5330 11 XXX | 3/4" - 1" | 3/4" - 1" |
| 5330 14 XXX | 1 1/4" - 2" | 1 1/4" - 2" |
| 5330 17 XXX | 2 1/2" - 4" | ***** |
| 5330 20 XXX | ***** | 2 1/2" |

XXX= Longitud / Lenght

| Válvulas bridadas / Flanged valves | | |
|------------------------------------|---------------------------------|-------------|
| Ref. | ART. 2526A - 2528, 2528A - 2529 | ART. 2525 |
| 5330 09 XXX | 1/2" - 3/4" | 1/2" - 3/4" |
| 5330 11 XXX | 1" | 1" - 1 1/4" |
| 5330 14 XXX | 1 1/4" - 2" | 1 1/2" - 2" |
| 5330 17 XXX | 2 1/2" - 4" | ***** |
| 5330 20 XXX | ***** | 2 1/2" - 4" |

XXX= Longitud / Lenght

| L = 50mm | | | |
|-------------|-----------|---|--------|
| 5330 09 050 | L=50 mm | - | 61,84 |
| 5330 11 050 | L= 50 mm | - | 69,41 |
| 5330 14 050 | L= 50mm | - | 80,05 |
| 5330 17 050 | L= 50mm | - | 97,21 |
| 5330 20 050 | L= 50 mm | - | - |
| 5330 22 050 | L= 50 mm | - | - |
| L = 100mm | | | |
| 5330 09 100 | L= 100 mm | - | 71,12 |
| 5330 11 100 | L= 100mm | - | 79,83 |
| 5330 14 100 | L= 100mm | - | 92,06 |
| 5330 17 100 | L= 100mm | - | 111,81 |
| 5330 20 100 | L= 100 mm | - | - |
| 5330 22 100 | L= 100 mm | - | - |

*Bajo demanda / On request

Ref. 5332



Extensor para válvula manual con sistema de bloqueo (*)
 (*) Válvula no incluida (consultar modelo de válvula)

Extension for manual valve with locking system (*)
 (*) Valve not included (consult the model of the valve)

| Válvulas roscar – soldar / Threaded – welded valves | | |
|---|-------------------------------|------------------|
| Ref. | ART. 2015 - 2025, 2026 - 2027 | ART. 2040 - 2041 |
| 5332 09 XXX | 1/4" - 1/2" | 1/4" - 1/2" |
| 5332 11 XXX | 3/4" - 1" | 3/4" - 1" |
| 5332 14 XXX | 1 1/4" - 2" | 1 1/4" - 2" |
| 5332 17 XXX | 2 1/2" - 4" | ***** |
| 5332 20 XXX | ***** | 2 1/2" |


XXX=Longitud / Lenght

| Válvulas bridadas / Flanged valves | | |
|------------------------------------|---------------------------------|-------------|
| Ref. | ART. 2526A - 2528, 2528A - 2529 | ART. 2525 |
| 5332 09 XXX | 1/2" - 3/4" | 1/2" - 3/4" |
| 5332 11 XXX | 1" | 1" - 1 1/4" |
| 5332 14 XXX | 1 1/4" - 2" | 1 1/2" - 2" |
| 5332 17 XXX | 2 1/2" - 4" | ***** |
| 5332 22 XXX | ***** | 2 1/2" - 4" |

XXX=Longitud / Lenght

| L = 50mm | | | |
|-------------|-----------|---|--------|
| 5332 09 050 | L=50 mm | - | 76,89 |
| 5332 11 050 | L= 50 mm | - | 85,24 |
| 5332 14 050 | L= 50mm | - | 96,94 |
| 5332 17 050 | L= 50mm | - | 117,18 |
| 5332 20 050 | L= 50 mm | - | - |
| 5332 22 050 | L=50 mm | - | - |
| L = 100mm | | | |
| 5332 09 100 | L= 100 mm | - | 92,94 |
| 5332 11 100 | L= 100mm | - | 102,79 |
| 5332 14 100 | L= 100mm | - | 116,56 |
| 5332 17 100 | L= 100mm | - | 140,75 |
| 5332 20 100 | L= 100 mm | - | - |
| 5332 22 100 | L= 100 mm | - | - |

*Bajo demanda / On request





LÍNEA SANITARIA

SANITARY LINE

Válvulas de esfera, retención, mariposa, grifos de nivel, toma muestras, para el sector alimentario, vitivinícola, farmacéutico.

Ball valves, check valves, Butterfly valves, upper level cock and sampling valves for the food, wine, oil and pharmaceutical industries.



Ref. 2918



Válvula de esfera para barril

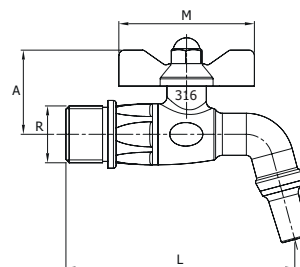
PN 16. Paso red. Construcción en acero inox - AISI 316. Asientos PTFE. Entrada rosca gas (BSP) macho según ISO 228/1. Temp. máx. 110°C. Accionamiento mediante palomilla de acero inoxidable.

Barrel ball valve

PN 16. Reduced bore. Body stainless steel AISI 316. PTFE seats. Male gas threaded (BSP) inlet ISO 228/1. Max. temp. 110°C. Stainless steel butterfly handle operated.

| R | A | L | M |
|------|----|-----|----|
| 3/8" | 34 | 85 | 50 |
| 1/2" | 34 | 85 | 50 |
| 3/4" | 43 | 106 | 63 |

| CÓDIGO CODE | MEDIDA SIZE | PESO WEIGHT | CAJA / BOX CARTON | P.V.P. € PRICE € |
|-------------|-------------|-------------|-------------------|------------------|
| 2918 03 | 3/8" | 0,185 | 10-140 | 21,63 |
| 2918 04 | 1/2" | 0,174 | 8-112 | 21,63 |
| 2918 05 | 3/4" | 0,331 | 4-56 | 32,47 |



Ref. 2919



Válvula de esfera para barril

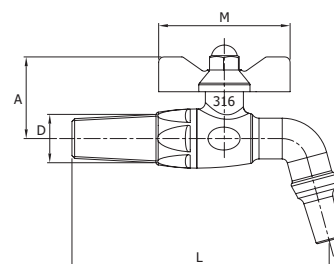
PN 16. Paso red. Construcción en acero inox - AISI 316. Entrada rosca cónica macho. Temp. máx. 110°C. Accionamiento mediante palomilla de acero inoxidable.

Barrel ball valve

PN 16. Reduced bore. Body stainless steel AISI 316. Male threaded conical inlet. Max. temp. 110°C. Stainless steel butterfly handle operated.

| MED. | D | A | L | M |
|------|----|----|-----|----|
| 1/2" | 18 | 34 | 85 | 50 |
| 3/4" | 26 | 43 | 106 | 63 |

| | | | | |
|---------|------|-------|------|-------|
| 2919 04 | 1/2" | 0,186 | 8-64 | 22,71 |
| 2919 05 | 3/4" | 0,380 | 4-56 | 34,11 |



Ref. 2921



Grifo de nivel superior para manguera

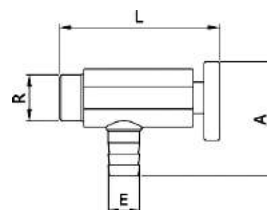
Construcción en acero inoxidable AISI 304. Asiento PTFE. Conexión roscada 1/2" ISO 228/1. Espiga para manguera de 14 mm. Presión máxima de trabajo 10 bar.

Upper level cock with hose nipple

Stainless steel material AISI 304. Seat PTFE material. Thread end 1/2" ISO 228/1. Hose nipple dimension: 14 mm. Max. working pressure 10 bar.

| MED. | R | A | L | E |
|------|--------|----|----|----|
| 1/2" | 1/2" G | 52 | 72 | 14 |

| | | | | |
|---------|------|-------|--|-------|
| 2921 04 | 1/2" | 0,260 | | 30,21 |
|---------|------|-------|--|-------|



Ref. 2922



Grifo de nivel inferior para manguera con purga

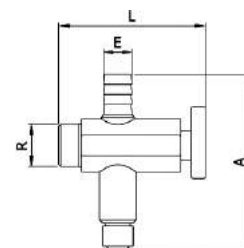
Construcción en acero inoxidable AISI 304. Asiento PTFE. Conexión roscada 1/2" ISO 228/1. Espiga para manguera de 14 mm. Presión máxima de trabajo 10 bar.

Lower level cock with hose nipple and drain

Stainless steel material AISI 304. Seat PTFE material. Thread end 1/2" ISO 228/1. Hose nipple dimension: 14 mm. Max. working pressure 10 bar.

| MED. | R | A | L | E |
|------|--------|----|----|----|
| 1/2" | 1/2" G | 88 | 72 | 14 |

| | | | | |
|---------|------|-------|--|-------|
| 2922 04 | 1/2" | 0,320 | | 41,58 |
|---------|------|-------|--|-------|



CÓDIGO MEDIDA PESO CAJA / BOX P.V.P. €
CODE SIZE WEIGHT CARTON PRICE €

Ref. 2932

NEW

Válvula Esfera sanitaria extremo roscado/soldar

Construcción: acero inoxidable AISI 304. Extremos roscados DIN 11851 / Soldar. Asientos: PTFE, Junta: NBR. Presión máxima de trabajo: 10 bar. Temperatura máxima: 120°C. Accionamiento manual: 2 posiciones.

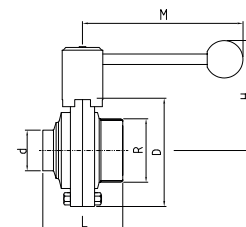
Sanitary ball valve end threaded/welded

Construction: stainless steel AISI 304. Threaded DIN 11851/welded end. Seats: PTFE, gasket: NBR. Maximum working pressure: 10 bar. Maximum temperature: 120°C. Manually operated: 2 position.



| MED. | R | d | L | D | H | M |
|--------|------------|----|-----|-----|-----|-----|
| 1" | 52 x 1/6" | 29 | 73 | 94 | 95 | 143 |
| 1 1/2" | 65 X 1/6" | 41 | 84 | 114 | 104 | 143 |
| 2" | 78 x 1/6" | 53 | 98 | 130 | 112 | 143 |
| 2 1/2" | 95 x 1/6" | 70 | 120 | 158 | 126 | 173 |
| 3" | 110 x 1/4" | 86 | 140 | 181 | 142 | 245 |

| | | | | |
|---------|--------|-------|---|--------|
| 2932 06 | 1" | 1,760 | - | 174,19 |
| 2932 08 | 1 1/2" | 2,550 | - | 214,51 |
| 2932 09 | 2" | 3,565 | - | 251,53 |
| 2932 10 | 2 1/2" | 5,730 | - | 340,40 |
| 2932 11 | 3" | 9,300 | - | 479,14 |



Ref. 2933

Válvula esfera 3 piezas extremos clamp

Const. acero inox. CF8M (316) microfundición. Asientos integrales y juntas eje: PTFE PN-25 (400 wog). Temp. -25°C +180°C. Mando manual por palanca con bloqueo de seguridad. Montaje directo S/ ISO 5211.

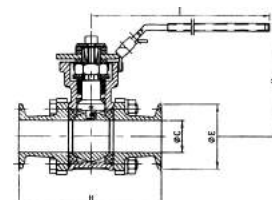
3 pcs ball valve clamp ends

Stainless steel body CF8M (316). Investment casting integral seats and stem: PTFE PN-25 (400 wog). Temp: -25°C +180°C. Manually operated by handle with safety. Locking system. Direct mounting according ISO 5211.



| MED. | B | C | E | H | I |
|--------|-----|------|------|-----|-----|
| 1/2" | 90 | 9,4 | 25,4 | 72 | 145 |
| 3/4" | 90 | 15,6 | 25,4 | 77 | 145 |
| 1" | 100 | 22,2 | 50,5 | 88 | 175 |
| 1 1/2" | 125 | 35,6 | 50,5 | 105 | 190 |
| 2" | 150 | 48,6 | 64 | 123 | 190 |
| 2 1/2" | 190 | 60,3 | 77,5 | 150 | 260 |
| 3" | 220 | 72,9 | 91 | 159 | 260 |
| 4" | 270 | 97,6 | 119 | 198 | 400 |

| | | | |
|---------|--------|--------|---------|
| 2933 04 | 1/2" | 0,734 | 66,04 |
| 2933 05 | 3/4" | 0,944 | 78,70 |
| 2933 06 | 1" | 1,300 | 117,38 |
| 2933 08 | 1 1/2" | 2,700 | 207,74 |
| 2933 09 | 2" | 4,200 | 299,35 |
| 2933 10 | 2 1/2" | 8,850 | 544,22 |
| 2933 11 | 3" | 14,200 | 790,48 |
| 2933 12 | 4" | 19,900 | 1489,61 |



Ref. 2934

Válvula retención extremos clamp

Cuerpo: acero inox AISI 316L. Cierre EPDM - junta silicona. Extremos clamp en pulgadas. Pulido sanitario. Presión máx. de trabajo: 10 bar. Temp. máx. 120°C.

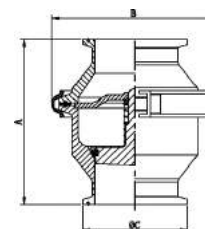
Check valve clamp ends

Stainless steel body 316L. EPDM sealing - silicone joint. Clamp ends in inches. Sanitary polish. Max. working pressure: 10 bar. Max. temp. 120°C.



| MED. | A | B | C |
|--------|-------|-----|------|
| 1" | 95,5 | 72 | 50,5 |
| 1 1/2" | 97,5 | 87 | 50,5 |
| 2" | 113,5 | 100 | 64 |
| 2 1/2" | 119,5 | 115 | 77,5 |
| 3" | 127,5 | 128 | 91 |
| 4" | 151,5 | 164 | 119 |

| | | | |
|---------|--------|-------|--------|
| 2934 06 | 1" | 0,810 | 130,87 |
| 2934 08 | 1 1/2" | 0,985 | 143,06 |
| 2934 09 | 2" | 1,465 | 184,70 |
| 2934 10 | 2 1/2" | 1,875 | 269,27 |
| 2934 11 | 3" | 2,390 | 404,25 |
| 2934 12 | 4" | 4,425 | 567,21 |



Ref. 2935

Válvula retención extremos soldar

Cuerpo: acero inox AISI 304. Cierre EPDM - junta silicona. Extremos soldar. Pulido sanitario. Presión máx. de trabajo: 10 bar. Temp. máx. 120°C.

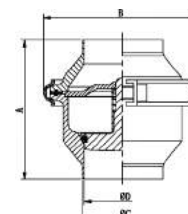
Check valve welded end

Stainless steel body 304. EPDM sealing - silicone joint. Welded ends. Sanitary polish. Max. working pressure: 10 bar. Max. temp. 120°C.



| DN | A | B | C | D |
|-----|-----|-----|-----|-----|
| 25 | 70 | 72 | 29 | 26 |
| 32 | 72 | 87 | 35 | 32 |
| 40 | 72 | 87 | 41 | 38 |
| 50 | 88 | 100 | 53 | 50 |
| 65 | 94 | 115 | 70 | 66 |
| 80 | 102 | 128 | 85 | 81 |
| 100 | 120 | 164 | 104 | 100 |

| | | | |
|---------|--------|-------|--------|
| 2935 06 | DN 25 | 0,665 | 76,77 |
| 2935 07 | DN 32 | 0,930 | 76,77 |
| 2935 08 | DN 40 | 0,915 | 96,93 |
| 2935 09 | DN 50 | 1,292 | 128,15 |
| 2935 10 | DN 65 | 1,685 | 185,07 |
| 2935 11 | DN 80 | 2,140 | 306,09 |
| 2935 12 | DN 100 | 3,385 | 490,16 |



Ref. 2936



Válvula retención extremos roscar/soldar

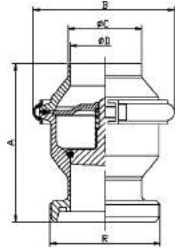
Cuerpo: acero inox AISI 304. Cierre EPDM - junta silicona. Extremo: rosca DIN 11851 / soldar. Pulido sanitario. Presión máx. de trabajo: 10 bar. Temp. máx. 120°C.

Check valve end threaded/welded

Stainless steel body 304. EPDM sealing - silicone joint end threaded DIN 11851 / welded. Sanitary polish. Max. working pressure: 10 bar. Max. temp. 120°C.

| DN | A | B | C | D | R |
|-----|-----|-----|-----|-----|------------|
| 25 | 91 | 72 | 29 | 26 | 52 x 1/6" |
| 32 | 93 | 87 | 35 | 32 | 58 x 1/6" |
| 40 | 93 | 87 | 41 | 38 | 65 x 1/6" |
| 50 | 110 | 100 | 53 | 50 | 78 x 1/6" |
| 65 | 118 | 115 | 70 | 66 | 95 x 1/6" |
| 80 | 128 | 128 | 85 | 81 | 110 x 1/4" |
| 100 | 149 | 164 | 104 | 100 | 130 x 1/4" |

| CÓDIGO CODE | MEDIDA SIZE | PESO WEIGHT | P.V.P. € PRICE € |
|-------------|-------------|-------------|------------------|
| 2936 06 | DN 25 | 0,776 | 93,04 |
| 2936 07 | DN 32 | 1,058 | 93,04 |
| 2936 08 | DN 40 | 1,068 | 106,08 |
| 2936 09 | DN 50 | 1,504 | 136,68 |
| 2936 10 | DN 65 | 1,999 | 192,26 |
| 2936 11 | DN 80 | 2,535 | 332,78 |
| 2936 12 | DN 100 | 3,887 | 503,52 |



Ref. 2940



Válvula mariposa extremos clamp

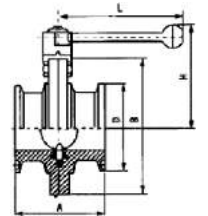
Cuerpo acero inoxidable AISI 316L. Elastómero EPDM (otro material consultar). Extremos clamp en pulgadas. Pulido sanitario. Presión máx. de trabajo: 10 bar. Temp. máx.: 120°C. Accionamiento manual.

Butterfly valve clamp ends

Stainless steel body AISI 316L. EPDM elastomer (other material please consult us). Clamp ends in inches. Sanitary polish. Max. working pressure: 10 bar. Max. temp.: 120°C. Manually operated.

| MED. | A | B | D | L | H |
|--------|-----|-----|------|-----|-----|
| 1" | 66 | 78 | 50,5 | 130 | 82 |
| 1 1/2" | 70 | 86 | 50,5 | 130 | 86 |
| 2" | 76 | 102 | 64 | 140 | 96 |
| 2 1/2" | 80 | 115 | 77,5 | 150 | 103 |
| 3" | 84 | 128 | 91 | 150 | 110 |
| 4" | 106 | 154 | 119 | 170 | 122 |

| | | | |
|---------|--------|-------|--------|
| 2940 06 | 1" | 1,350 | 103,75 |
| 2940 08 | 1 1/2" | 1,350 | 113,16 |
| 2940 09 | 2" | 1,850 | 142,89 |
| 2940 10 | 2 1/2" | 2,250 | 194,47 |
| 2940 11 | 3" | 2,600 | 227,75 |
| 2940 12 | 4" | 3,600 | 308,45 |



Ref. 2941E



Válvula mariposa extremos roscados

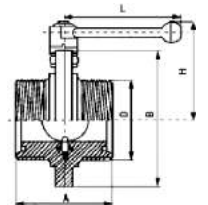
Cuerpo: acero inoxidable AISI 304. Elastómero: EPDM (otro material consultar). Extremos roscados DIN 11851. Presión máx. de trabajo: 10 bar. Temp. máx.: 120°C. Accionamiento manual: 3 posiciones.

Butterfly valve threaded ends

Stainless steel body AISI 304. EPDM elastomer (other material please consult us). Threaded ends DIN 11851. Max. working pressure 10 bar. Max. temp.: 120°C. Manually operated: 3 position.

| MED. | DN | A | B | D | L | H |
|--------|-----|-----|-----|------------|-----|-----|
| 1" | 25 | 66 | 78 | 52 x 1/6" | 120 | 82 |
| 1 1/4" | 32 | 70 | 86 | 58 x 1/6" | 120 | 90 |
| 1 1/2" | 40 | 74 | 90 | 65 x 1/6" | 120 | 94 |
| 2" | 50 | 76 | 106 | 78 x 1/6" | 130 | 110 |
| 2 1/2" | 65 | 84 | 124 | 95 x 1/6" | 130 | 116 |
| 3" | 80 | 90 | 139 | 110 x 1/4" | 160 | 120 |
| 4" | 100 | 108 | 159 | 130 x 1/4" | 160 | 130 |

| | | | |
|----------|--------|-------|--------|
| 2941E 06 | DN 25 | 1,350 | 70,40 |
| 2941E 07 | DN 32 | 1,450 | 75,12 |
| 2941E 08 | DN 40 | 1,750 | 84,54 |
| 2941E 09 | DN 50 | 2,450 | 99,79 |
| 2941E 10 | DN 65 | 3,200 | 125,31 |
| 2941E 11 | DN 80 | 3,850 | 162,21 |
| 2941E 12 | DN 100 | 5,450 | 245,39 |



Ref. 2942E



Válvula mariposa extremo roscado/soldar

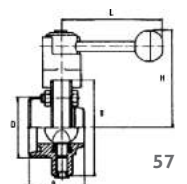
Cuerpo: acero inoxidable AISI 304. Elastómero: EPDM (otro material consultar). Extremos roscados DIN 11851/soldar. Presión máx. de trabajo 10 bar. Temp. máx.: 120°C. Accionamiento manual: 3 posiciones.

Butterfly valve end threaded/welded

Stainless steel body AISI 304. EPDM elastomer (other material please consult us). End threaded DIN 11851/welded. Max. working pressure 10 bar. Max. temp.: 120°C. Manually operated: 3 position.

| MED. | DN | A | B | D | L | H |
|--------|-----|----|-----|------------|-----|-----|
| 1" | 25 | 58 | 78 | 52 x 1/6" | 120 | 82 |
| 1 1/4" | 32 | 60 | 86 | 58 x 1/6" | 120 | 90 |
| 1 1/2" | 40 | 62 | 90 | 65 x 1/6" | 120 | 94 |
| 2" | 50 | 64 | 106 | 78 x 1/6" | 130 | 110 |
| 2 1/2" | 65 | 70 | 124 | 95 x 1/6" | 130 | 116 |
| 3" | 80 | 75 | 139 | 110 x 1/4" | 160 | 120 |
| 4" | 100 | 86 | 159 | 130 x 1/4" | 160 | 130 |

| | | | |
|----------|--------|-------|--------|
| 2942E 06 | DN 25 | 1,280 | 68,01 |
| 2942E 07 | DN 32 | 1,250 | 75,33 |
| 2942E 08 | DN 40 | 1,480 | 82,29 |
| 2942E 09 | DN 50 | 2,080 | 95,30 |
| 2942E 10 | DN 65 | 2,700 | 118,92 |
| 2942E 11 | DN 80 | 3,150 | 156,97 |
| 2942E 12 | DN 100 | 4,250 | 204,92 |



| CÓDIGO CODE | MEDIDA SIZE | PESO WEIGHT | P.V.P. € PRICE € |
|----------------|----------------|----------------|---------------------|
|----------------|----------------|----------------|---------------------|

Ref. 2943E



Válvula mariposa extremo soldar/soldar

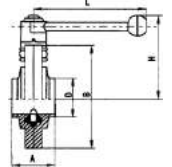
Cuerpo: acero inoxidable AISI 304. Elastómero: EPDM (otro material consultar). Extremos soldar/soldar. Presión máx. de trabajo 10 bar. Temp. máx. de 120°C. Accionamiento manual: 3 posiciones.

Butterfly valve end welded/welded

Stainless steel body AISI 304. EPDM elastomer (other material please consult us). End welded/welded. Max. working pressure 10 bar. Max. temp. 120°C. Manually operated: 3 position.

| MED. | DN | A | B | D | L | H |
|--------|-----|----|-----|-----|-----|-----|
| 1" | 25 | 50 | 78 | 28 | 120 | 82 |
| 1 1/4" | 32 | 50 | 86 | 34 | 120 | 90 |
| 1 1/2" | 40 | 50 | 90 | 40 | 120 | 94 |
| 2" | 50 | 52 | 106 | 52 | 130 | 110 |
| 2 1/2" | 65 | 56 | 124 | 70 | 130 | 116 |
| 3" | 80 | 60 | 139 | 85 | 160 | 120 |
| 4" | 100 | 64 | 159 | 104 | 160 | 130 |

| | | | |
|----------|--------|-------|--------|
| 2943E 06 | DN 25 | 1,090 | 64,42 |
| 2943E 07 | DN 32 | 1,280 | 73,59 |
| 2943E 08 | DN 40 | 1,290 | 78,39 |
| 2943E 09 | DN 50 | 1,700 | 85,51 |
| 2943E 10 | DN 65 | 2,100 | 104,35 |
| 2943E 11 | DN 80 | 2,400 | 141,87 |
| 2943E 12 | DN 100 | 3,050 | 171,56 |



Ref. 2944 - 2949



Actuador neumático simple efecto para válvulas mariposa línea sanitaria (2944)

Extremos clamp/rosca DIN 11851/soldar. Cuerpo de actuador: acero inoxidable 304. Accionamiento neumático a 5 bar.

Pneumatic actuator single effect for butterfly sanitary valves (2944)

Ends clamp/threaded DIN 11851/welded. Actuator body: stainless steel 304. Pneumatic operated at 5 bar.

| | | | |
|------|-------|-----|--------|
| 2944 | 1"-4" | 2,8 | 364,18 |
|------|-------|-----|--------|

Actuador neumático doble efecto para válvulas mariposa línea sanitaria (2949)

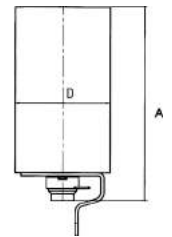
Extremos clamp/rosca DIN 11851/soldar. Cuerpo de actuador: acero inoxidable 304. Accionamiento neumático a 5 bar.

Pneumatic actuator double acting for butterfly sanitary valves (2949)

Ends clamp/threaded DIN 11851/welded. Actuator body: stainless steel 304. Pneumatic operated at 5 bar.

| | | | |
|------|-------|------|--------|
| 2949 | 1"-4" | 2,46 | 364,18 |
|------|-------|------|--------|

| MED. | DN | A | D |
|-----------|-------|-----|----|
| 1"-2" | 25-50 | 193 | 85 |
| 2 1/2"-3" | 65-80 | 191 | 85 |
| 4" | 100 | 192 | 85 |



Ref. 2945



Válvula diafragma extremos clamp

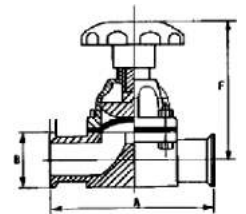
Cuerpo acero inoxidable AISI 316L. Diafragma silicona (otro material consultar). Extremos: clamp en pulgadas. Pulido sanitario. Presión máx. de trabajo: 10 bar. Temp. máx.: 95°C. Accionamiento manual.

Diaphragm valve clamp ends

Stainless steel body AISI 316L. Silicone diaphragm. Clamp ends in inches. Sanitary polish. (ask for another material). Max. working pressure: 10 bar. Max. temp. max: 95°C. Manually operated.

| MED. | A | B | F |
|--------|------|------|---------|
| 1/2" | 99,6 | 25,4 | 92/106 |
| 3/4" | 99,6 | 25,4 | 92/106 |
| 1" | 129 | 50,5 | 110/123 |
| 1 1/2" | 159 | 50,5 | 139/159 |
| 2" | 191 | 64 | 159/186 |

| | | | |
|---------|--------|-------|--------|
| 2945 04 | 1/2" | 0,680 | 99,15 |
| 2945 05 | 3/4" | 0,653 | 93,19 |
| 2945 06 | 1" | 1,200 | 107,86 |
| 2945 08 | 1 1/2" | 2,600 | 161,74 |
| 2945 09 | 2" | 3,300 | 242,60 |



Ref. 2946



Válvula a diafragma extremos clamp accionamiento neumático simple efecto N.C.

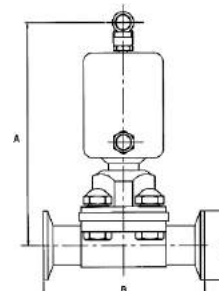
Cuerpo válvula: acero inoxidable 316L (art. 2945). Cuerpo de actuador acero inoxidable 304. Extremos: clamp en pulgadas. Pulido sanitario. Accionamiento neumático a 5 bar.

Diaphragm valve clamp ends pneumatically operated. Spring return actuator N.C.

Body valve: stainless steel body 316L (art. 2945). Actuator: stainless steel body 304. Clamp ends in inches. Sanitary polish. Pneumatic operated at 5 bar.

| MED. | A | B | C |
|--------|-----|-----|------|
| 1" | 180 | 129 | 50,5 |
| 1 1/2" | 220 | 159 | 50,5 |
| 2" | 250 | 191 | 64 |

| CÓDIGO CODE | MEDIDA SIZE | PESO WEIGHT | P.V.P. € PRICE € |
|-------------|-------------|-------------|------------------|
| 2946 06 | 1" | 2,400 | 410,72 |
| 2946 08 | 1 1/2" | 4,800 | 560,06 |
| 2946 09 | 2" | 6,000 | 640,09 |



Ref. 2947



Válvula toma muestra tubo liso

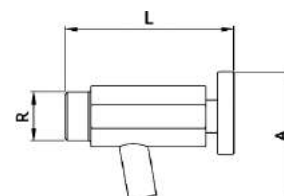
Construcción en acero inoxidable AISI 304. Asiento PTFE. Conexión roscada 1/2" ISO 228/1. Presión máxima de trabajo 10 bar.

Sampling valve smooth pipe

Stainless steel material AISI 304. Seat PTFE material. Thread end 1/2" ISO 228/1. Max. working pressure 10 bar.

| MED. | R | A | L |
|------|--------|----|----|
| 1/2" | 1/2" G | 55 | 72 |

| | | | |
|---------|------|-------|-------|
| 2947 04 | 1/2" | 0,250 | 29,41 |
|---------|------|-------|-------|



Ref. 2950



Válvula toma muestra con válvula inferior

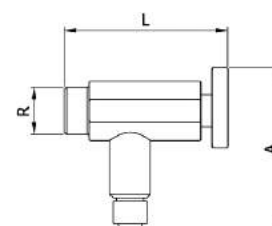
Construcción en acero inoxidable AISI 304. Asiento PTFE. Conexión roscada 1/2" ISO 228/1. Presión máxima de trabajo 10 bar.

Sampling valve with lower valve

Stainless steel material AISI 304. Seat PTFE material. Thread end 1/2" ISO 228/1. Max. working pressure 10 bar.

| MED. | R | A | L |
|------|--------|----|----|
| 1/2" | 1/2" G | 72 | 72 |

| | | | |
|---------|------|-------|-------|
| 2950 04 | 1/2" | 0,300 | 40,31 |
|---------|------|-------|-------|



Ref. 2951



Válvula toma muestra extremo clamp

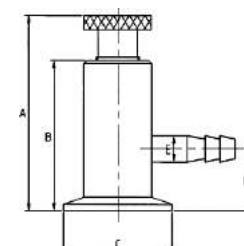
Cuerpo: acero inoxidable 316L. Cierre de silicona. Extremo clamp en pulgadas pulido sanitario. Presión máx. de trabajo: 10 bar.

Clamp end sampling valve

Body: stainless steel 316L. Silicone sealing. Clamp ends in inches. Sanitary polish. Max. working pressure: 10 bar.

| MED. | A | B | C | D | E |
|-----------|------|----|------|----|----|
| 1"-1 1/2" | 91,5 | 70 | 50,5 | 29 | 12 |

| | | | |
|---------|-----------|-------|-------|
| 2951 06 | 1"-1 1/2" | 0,400 | 56,51 |
|---------|-----------|-------|-------|



CÓDIGO MEDIDA PESO P.V.P. €
CODE SIZE WEIGHT PRICE €

Ref. 2952



Esfera de limpieza

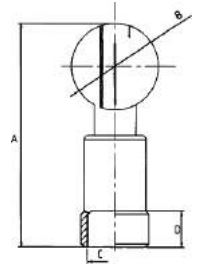
Cuerpo: acero inoxidable 316L. Extremo roscado ISO 7-1 (EN 10226-1). Ángulo de limpieza 360°. Pulido sanitario. Giro sobre rodamientos (2).

Cleaning ball

Body: stainless steel 316L. Threaded ends ISO 7-1 (EN 10226-1). Cleaning angle 360°. Sanitary polish. Double bearing (2).

| MED. | DN | A | B | C | D |
|--------|----|-----|----|------------|----|
| 1" | 25 | 146 | 52 | 1" BSP | 22 |
| 1 1/2" | 40 | 173 | 63 | 1 1/2" BSP | 27 |
| 2" | 50 | 202 | 75 | 2" BSP | 34 |

| | | | |
|---------|--------|-------|--------|
| 2952 06 | 1" | 0,400 | 74,09 |
| 2952 08 | 1 1/2" | 0,750 | 138,54 |
| 2952 09 | 2" | 1,100 | 212,02 |



Ref. 2954



Tuerca roscada para racor soldar

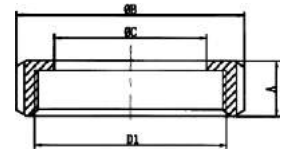
Normativa aplicable: DIN 11851. Material: acero inoxidable 304. Terminación superficial: pulido.

Threaded ring for welded connector

Standards applied: DIN 11851. Stainless steel body AISI 304. Superficial ending: polish.

| MED. | DN | A | B | C | D1 |
|--------|-----|----|-----|-----|------------|
| 1/2" | 15 | 18 | 44 | 25 | 34 x 1/8" |
| 3/4" | 20 | 20 | 54 | 31 | 44 x 1/6" |
| 1" | 25 | 21 | 63 | 36 | 52 x 1/6" |
| 1 1/4" | 32 | 21 | 70 | 42 | 58 x 1/6" |
| 1 1/2" | 40 | 21 | 78 | 49 | 65 x 1/6" |
| 2" | 50 | 22 | 92 | 62 | 78 x 1/6" |
| 2 1/2" | 65 | 25 | 112 | 80 | 95 x 1/6" |
| 3" | 80 | 29 | 127 | 94 | 110 x 1/4" |
| 4" | 100 | 31 | 148 | 115 | 130 x 1/4" |

| | | | |
|---------|--------|-------|-------|
| 2954 04 | DN 15 | 0,080 | 9,24 |
| 2954 05 | DN 20 | 0,130 | 9,24 |
| 2954 06 | DN 25 | 0,172 | 9,88 |
| 2954 07 | DN 32 | 0,209 | 10,40 |
| 2954 08 | DN 40 | 0,250 | 10,20 |
| 2954 09 | DN 50 | 0,338 | 13,28 |
| 2954 10 | DN 65 | 0,523 | 18,89 |
| 2954 11 | DN 80 | 0,728 | 25,00 |
| 2954 12 | DN 100 | 0,990 | 36,33 |



Ref. 2955



Conexión macho para soldar

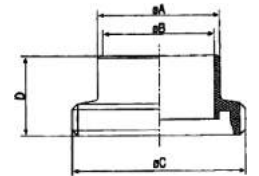
Normativa aplicable: DIN 11851. Material: acero inoxidable 304. Terminación superficial: pulido.

Male connection for welding

Standards applied: DIN 11851. Stainless steel body AISI 304. Superficial ending: polish.

| MED. | DN | A | B | C | D |
|--------|-----|-----|-----|------------|----|
| 1/2" | 15 | 21 | 16 | 34 x 1/8" | 21 |
| 3/4" | 20 | 25 | 20 | 44 x 1/6" | 24 |
| 1" | 25 | 31 | 26 | 52 x 1/6" | 29 |
| 1 1/4" | 32 | 37 | 32 | 58 x 1/6" | 32 |
| 1 1/2" | 40 | 43 | 38 | 65 x 1/6" | 33 |
| 2" | 50 | 55 | 50 | 78 x 1/6" | 35 |
| 2 1/2" | 65 | 72 | 66 | 95 x 1/6" | 40 |
| 3" | 80 | 87 | 81 | 110 x 1/4" | 45 |
| 4" | 100 | 106 | 100 | 130 x 1/4" | 54 |

| | | | |
|---------|--------|-------|-------|
| 2955 04 | DN 15 | 0,079 | 7,45 |
| 2955 05 | DN 20 | 0,087 | 8,54 |
| 2955 06 | DN 25 | 0,121 | 8,58 |
| 2955 07 | DN 32 | 0,148 | 9,47 |
| 2955 08 | DN 40 | 0,180 | 9,65 |
| 2955 09 | DN 50 | 0,244 | 11,94 |
| 2955 10 | DN 65 | 0,370 | 17,67 |
| 2955 11 | DN 80 | 0,526 | 23,19 |
| 2955 12 | DN 100 | 0,658 | 33,16 |



Ref. 2956



Casquillo para soldar

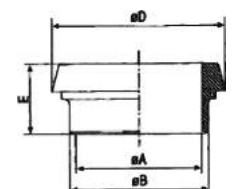
Normativa aplicable: DIN 11851. Material: acero inoxidable 304. Terminación superficial: pulido.

Clamp for welding

Standards applied: DIN 11851. Stainless steel body AISI 304. Superficial ending: polish.

| MED. | DN | A | B | D | E |
|--------|-----|-----|-----|------|----|
| 1/2" | 15 | 16 | 21 | 28,5 | 17 |
| 3/4" | 20 | 20 | 25 | 36,5 | 18 |
| 1" | 25 | 26 | 31 | 44 | 22 |
| 1 1/4" | 32 | 32 | 37 | 50 | 25 |
| 1 1/2" | 40 | 38 | 43 | 56 | 26 |
| 2" | 50 | 50 | 55 | 68,5 | 28 |
| 2 1/2" | 65 | 66 | 72 | 86 | 32 |
| 3" | 80 | 81 | 87 | 100 | 37 |
| 4" | 100 | 100 | 106 | 121 | 44 |

| | | | |
|---------|--------|-------|-------|
| 2956 04 | DN 15 | 0,052 | 6,61 |
| 2956 05 | DN 20 | 0,056 | 6,15 |
| 2956 06 | DN 25 | 0,089 | 6,18 |
| 2956 07 | DN 32 | 0,113 | 6,42 |
| 2956 08 | DN 40 | 0,133 | 7,00 |
| 2956 09 | DN 50 | 0,185 | 8,51 |
| 2956 10 | DN 65 | 0,301 | 13,26 |
| 2956 11 | DN 80 | 0,353 | 17,48 |
| 2956 12 | DN 100 | 0,613 | 23,94 |



Ref. 2957

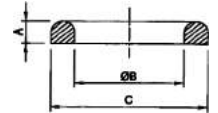


Junta para racor DIN 11851
Material: EPDM.

O'ring for DIN 11851 connector
Material: EPDM.

| MED. | DN | A | B | C |
|--------|-----|-----|-----|-----|
| 1/2" | 15 | 4,5 | 18 | 26 |
| 3/4" | 20 | 4,5 | 23 | 33 |
| 1" | 25 | 5 | 30 | 40 |
| 1 1/4" | 32 | 5 | 36 | 46 |
| 1 1/2" | 40 | 5 | 42 | 52 |
| 2" | 50 | 5 | 54 | 64 |
| 2 1/2" | 65 | 5 | 71 | 81 |
| 3" | 80 | 5 | 85 | 95 |
| 4" | 100 | 5 | 104 | 114 |

| CÓDIGO CODE | MEDIDA SIZE | PESO WEIGHT | P.V.P. € PRICE € |
|-------------|-------------|-------------|------------------|
| 2957 04 | DN 15 | 0,003 | 0,50 |
| 2957 05 | DN 20 | 0,003 | 0,49 |
| 2957 06 | DN 25 | 0,004 | 0,49 |
| 2957 07 | DN 32 | 0,004 | 0,55 |
| 2957 08 | DN 40 | 0,005 | 0,74 |
| 2957 09 | DN 50 | 0,006 | 1,02 |
| 2957 10 | DN 65 | 0,007 | 1,28 |
| 2957 11 | DN 80 | 0,008 | 1,75 |
| 2957 12 | DN 100 | 0,012 | 1,99 |



Ref. 2981

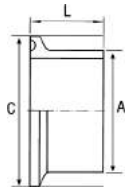


Casquillo para soldar clamp
Material acero inoxidable 316L. Clamp en pulgadas. Pulido sanitario.

Clamp welding socket
Stainless steel 316L. Clamp ends in inches sanitary polish.

| MED. | C | L | A |
|--------|-------|------|-------|
| 1/2" | 25,4 | 28,6 | 12,7 |
| 3/4" | 25,4 | 28,6 | 19,05 |
| 1" | 50,4 | 28,6 | 25,4 |
| 1 1/2" | 50,4 | 28,6 | 38,1 |
| 2" | 63,6 | 28,6 | 50,8 |
| 2 1/2" | 77,5 | 28,6 | 63,5 |
| 3" | 90,8 | 28,6 | 76,2 |
| 4" | 118,5 | 28,6 | 101,6 |

| | | | |
|---------|--------|-------|-------|
| 2981 04 | 1/2" | 0,023 | 9,58 |
| 2981 05 | 3/4" | 0,026 | 9,58 |
| 2981 06 | 1" | 0,085 | 9,34 |
| 2981 08 | 1 1/2" | 0,066 | 9,61 |
| 2981 09 | 2" | 0,090 | 10,32 |
| 2981 10 | 2 1/2" | 0,115 | 13,78 |
| 2981 11 | 3" | 0,148 | 16,97 |
| 2981 12 | 4" | 0,240 | 24,32 |



Ref. 2982



Tapa ciega clamp
Material acero inoxidable 316L. Clamp en pulgadas. Pulido sanitario.

Clamp blind lid
Stainless steel 316L. Clamp ends in inches. Sanitary polish.

| MED. | A | B |
|-----------|------|-----|
| 1/2"-3/4" | 25,4 | 6,4 |
| 1" | 50,5 | 6,4 |
| 1 1/2" | 50,5 | 6,4 |
| 2" | 64 | 6,4 |
| 2 1/2" | 77,5 | 6,4 |
| 3" | 91 | 6,4 |
| 4" | 119 | 6,4 |

| | | | |
|---------|-----------|-------|-------|
| 2982 04 | 1/2"-3/4" | 0,050 | 6,66 |
| 2982 06 | 1" | 0,080 | 5,64 |
| 2982 08 | 1 1/2" | 0,080 | 5,64 |
| 2982 09 | 2" | 0,160 | 8,02 |
| 2982 10 | 2 1/2" | 0,210 | 10,38 |
| 2982 11 | 3" | 0,300 | 13,62 |
| 2982 12 | 4" | 0,550 | 25,46 |



Ref. 2983

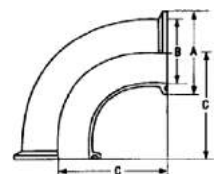


Accesorios línea sanitaria codo 90° clamp
Material: acero inoxidable 316L. Clamp en pulgadas. Pulido sanitario.

Sanitary accessories clamp 90° elbow
Stainless steel 316L. Clamp ends in inches. Sanitary polish.

| MED. | A | B | C |
|--------|------|------|-----|
| 1/2" | 25,4 | 9,5 | 41 |
| 3/4" | 25,4 | 15,4 | 41 |
| 1" | 50,5 | 22,4 | 55 |
| 1 1/2" | 50,5 | 35,1 | 70 |
| 2" | 64 | 47,8 | 82 |
| 2 1/2" | 77,5 | 59,5 | 105 |
| 3" | 91 | 72,2 | 110 |
| 4" | 119 | 97,6 | 148 |

| | | | |
|---------|--------|-------|--------|
| 2983 04 | 1/2" | 0,050 | 34,57 |
| 2983 05 | 3/4" | 0,055 | 34,57 |
| 2983 06 | 1" | 0,180 | 26,05 |
| 2983 08 | 1 1/2" | 0,190 | 31,70 |
| 2983 09 | 2" | 0,340 | 39,71 |
| 2983 10 | 2 1/2" | 0,630 | 59,82 |
| 2983 11 | 3" | 0,750 | 75,39 |
| 2983 12 | 4" | 1,580 | 124,43 |



CÓDIGO MEDIDA PESO P.V.P. €
CODE SIZE WEIGHT PRICE €

Ref. 2984

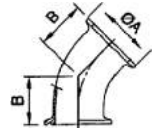


Accesorios línea sanitaria codo 45° clamp
Material: acero inoxidable 316L. Clamp en pulgadas. Pulido sanitario.

Sanitary accessories clamp 45° elbow
Stainless steel 316L. Clamp ends in inches. Sanitary polish.

| MED. | A | B |
|--------|------|------|
| 1" | 50,5 | 35,5 |
| 1 1/2" | 50,5 | 41,6 |
| 2" | 64 | 46,6 |
| 2 1/2" | 77,5 | 56 |
| 3" | 91 | 58 |
| 4" | 119 | 81 |

| | | | |
|---------|--------|-------|--------|
| 2984 06 | 1" | 0,160 | 26,05 |
| 2984 08 | 1 1/2" | 0,250 | 31,70 |
| 2984 09 | 2" | 0,300 | 39,71 |
| 2984 10 | 2 1/2" | 0,320 | 59,82 |
| 2984 11 | 3" | 0,520 | 75,39 |
| 2984 12 | 4" | 1,030 | 124,43 |



Ref. 2985

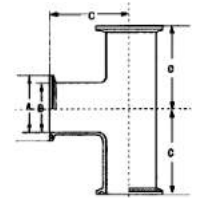


Accesorios línea sanitaria "T" clamp
Material: acero inoxidable 316L. Clamp en pulgadas. Pulido sanitario.

Sanitary accessories "T" clamp
Stainless steel 316L. Clamp ends in inches. Sanitary polish.

| MED. | A | B | C |
|--------|------|------|-----|
| 1/2" | 25,4 | 9,5 | 57 |
| 3/4" | 25,4 | 15,4 | 60 |
| 1" | 50,5 | 22,4 | 55 |
| 1 1/2" | 50,5 | 35,1 | 70 |
| 2" | 64 | 47,8 | 82 |
| 2 1/2" | 77,5 | 59,5 | 105 |
| 3" | 91 | 72,2 | 110 |
| 4" | 119 | 97,6 | 148 |

| | | | |
|---------|--------|-------|--------|
| 2985 04 | 1/2" | 0,108 | 46,30 |
| 2985 05 | 3/4" | 0,112 | 46,30 |
| 2985 06 | 1" | 0,270 | 37,73 |
| 2985 08 | 1 1/2" | 0,280 | 42,41 |
| 2985 09 | 2" | 0,490 | 57,83 |
| 2985 10 | 2 1/2" | 0,940 | 78,47 |
| 2985 11 | 3" | 1,190 | 97,28 |
| 2985 12 | 4" | 2,210 | 165,97 |



Ref. 2986

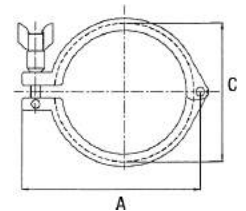


Abrazadera cierre rápido clamp
Material acero inoxidable 304. Aplicación clamp en pulgadas. Pulido sanitario.

Quick locking binding clamp
Stainless steel 304. Clamp ends in inches. Sanitary polish.

| MED. | C | A |
|-----------|-------|-------|
| 1/2"-3/4" | 28,2 | 57,5 |
| 1"-1/2" | 53,6 | 83 |
| 2" | 67 | 95,7 |
| 2 1/2" | 80,6 | 109,8 |
| 3" | 94,2 | 123,1 |
| 4" | 122,1 | 151,8 |

| | | | |
|---------|-----------|-------|-------|
| 2986 04 | 1/2"-3/4" | 0,230 | 10,31 |
| 2986 06 | 1"-1 1/2" | 0,300 | 10,72 |
| 2986 09 | 2" | 0,350 | 13,11 |
| 2986 10 | 2 1/2" | 0,380 | 15,08 |
| 2986 11 | 3" | 0,398 | 16,66 |
| 2986 12 | 4" | 0,560 | 20,12 |



Ref. 2987

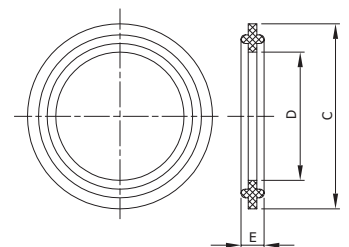


Junta para extremos clamp
Material silicona. Aplicación clamp en pulgadas.

Clamp ends joint
Silicone body. Clamp ends in inches.

| MED. | D | C | E |
|--------|------|-------|-----|
| 1/2" | 9,5 | 22 | 4,5 |
| 3/4" | 15,9 | 22 | 4,5 |
| 1" | 22,2 | 50,4 | 5,5 |
| 1 1/2" | 35 | 50,4 | 5,5 |
| 2" | 47,6 | 63,6 | 5,5 |
| 2 1/2" | 60,2 | 77,5 | 5,5 |
| 3" | 73 | 90,8 | 5,5 |
| 4" | 97,4 | 118,5 | 5,5 |

| | | | |
|---------|--------|-------|------|
| 2987 04 | 1/2" | 0,003 | 0,80 |
| 2987 05 | 3/4" | 0,003 | 0,97 |
| 2987 06 | 1" | 0,004 | 0,97 |
| 2987 08 | 1 1/2" | 0,004 | 0,97 |
| 2987 09 | 2" | 0,005 | 1,27 |
| 2987 10 | 2 1/2" | 0,006 | 1,61 |
| 2987 11 | 3" | 0,008 | 1,95 |
| 2987 12 | 4" | 0,012 | 2,42 |



Ref. 2988



Reducción concéntrica clamp

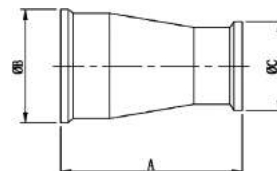
Material: acero inoxidable 316L. Clamp en pulgadas. Pulido sanitario.

Concentric clamp reduction

Stainless steel 316L. Clamp in inches. Sanitary polish.

| MED. | A | B | C |
|-----------------|-----|------|------|
| 1 1/2" x 1" | 76 | 50,5 | 50,5 |
| 2" x 1" | 127 | 64 | 50,5 |
| 2" x 1 1/2" | 76 | 64 | 50,5 |
| 2 1/2" x 1 1/2" | 127 | 77,5 | 50,5 |
| 2 1/2" x 2" | 76 | 77,5 | 64 |
| 3" x 2" | 127 | 91 | 64 |
| 3" x 2 1/2" | 76 | 91 | 77,5 |
| 4" x 3" | 130 | 119 | 91 |

| CÓDIGO CODE | MEDIDA SIZE | PESO WEIGHT | P.V.P. € PRICE € |
|----------------|-----------------|----------------|---------------------|
| 2988 08 06 | 1 1/2" x 1" | 0,200 | 26,16 |
| 2988 09 06 | 2" x 1" | 0,260 | 36,51 |
| 2988 09 08 | 2" x 1 1/2" | 0,290 | 35,69 |
| 2988 10 08 | 2 1/2" x 1 1/2" | 0,360 | 48,29 |
| 2988 10 09 | 2 1/2" x 2" | 0,380 | 42,68 |
| 2988 11 09 | 3" x 2" | 0,460 | 59,87 |
| 2988 11 10 | 3" x 2 1/2" | 0,500 | 54,46 |
| 2988 12 11 | 4" x 3" | 0,660 | 91,45 |



Ref. 5940



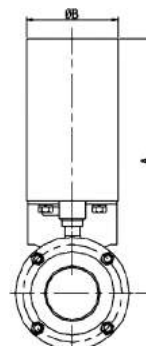
Válvula mariposa extremos clamp

Características de válvula ver art. 2940.
Características de actuador ver art. 2944/2949.
Actuador simple efecto o doble efecto.

Butterfly valve clamp ends

Valve characteristics see art. 2940.
Actuator characteristics see art. 2944/2949.
Spring return or double acting actuator.

| MED. | A | B |
|--------|-----|----|
| 1" | 232 | 85 |
| 1 1/2" | 236 | 85 |
| 2" | 240 | 85 |
| 2 1/2" | 249 | 85 |
| 3" | 255 | 85 |
| 4" | 269 | 85 |



| Simple efecto / Spring return | | | |
|-------------------------------|--------|-------|--------|
| 5940 06 44 | 1" | 4,000 | 492,23 |
| 5940 08 44 | 1 1/2" | 4,000 | 495,36 |
| 5940 09 44 | 2" | 4,500 | 528,62 |
| 5940 10 44 | 2 1/2" | 4,900 | 578,41 |
| 5940 11 44 | 3" | 5,250 | 619,47 |
| 5940 12 44 | 4" | 6,250 | 721,42 |
| Doble efecto / Double acting | | | |
| 5940 06 49 | 1" | 4,000 | 492,23 |
| 5940 08 49 | 1 1/2" | 4,000 | 495,36 |
| 5940 09 49 | 2" | 4,500 | 528,62 |
| 5940 10 49 | 2 1/2" | 4,900 | 578,41 |
| 5940 11 49 | 3" | 5,250 | 619,47 |
| 5940 12 49 | 4" | 6,250 | 721,42 |

Ref. 5941E



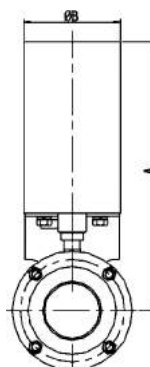
Válvula mariposa extremos roscados

Características de válvula ver art. 2941E.
Características de actuador ver art. 2944/2949.
Actuador simple efecto o doble efecto.

Butterfly valve threaded ends

Valve characteristics see art. 2941E.
Actuator characteristics see art. 2944/2949.
Spring return or double acting actuator.

| MED. | DN | A | B |
|--------|-----|-----|----|
| 1" | 25 | 232 | 85 |
| 1 1/4" | 32 | 236 | 85 |
| 1 1/2" | 40 | 238 | 85 |
| 2" | 50 | 246 | 85 |
| 2 1/2" | 65 | 253 | 85 |
| 3" | 80 | 260 | 85 |
| 4" | 100 | 271 | 85 |



| Simple efecto / Spring return | | | |
|-------------------------------|--------|-------|--------|
| 5941E 06 44 | 1" | 4,000 | 466,48 |
| 5941E 07 44 | 1 1/4" | 4,100 | 482,17 |
| 5941E 08 44 | 1 1/2" | 4,400 | 483,31 |
| 5941E 09 44 | 2" | 5,100 | 502,38 |
| 5941E 10 44 | 2 1/2" | 5,850 | 535,57 |
| 5941E 11 44 | 3" | 6,500 | 570,20 |
| 5941E 12 44 | 4" | 8,100 | 672,33 |
| Doble efecto / Double acting | | | |
| 5941E 06 49 | 1" | 4,000 | 466,48 |
| 5941E 07 49 | 1 1/4" | 4,100 | 482,17 |
| 5941E 08 49 | 1 1/2" | 4,400 | 483,31 |
| 5941E 09 49 | 2" | 5,100 | 502,38 |
| 5941E 10 49 | 2 1/2" | 5,850 | 535,57 |
| 5941E 11 49 | 3" | 6,500 | 570,20 |
| 5941E 12 49 | 4" | 8,100 | 672,33 |

CÓDIGO MEDIDA PESO P.V.P. €
CODE SIZE WEIGHT PRICE €

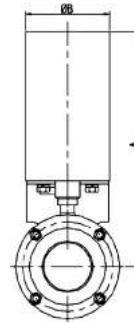
Ref. **5942E**



Válvula mariposa extremos roscados/soldar
Características de válvula ver art. 2942E.
Características de actuador ver art. 2944/2949.
Actuador simple efecto o doble efecto.

Butterfly valve end threaded/welded
Valve characteristics see art. 2942E.
Actuator characteristics see art. 2944/2949.
Spring return or double acting actuator.

| MED. | DN | A | B |
|--------|-----|-----|----|
| 1" | 25 | 232 | 85 |
| 1 1/4" | 32 | 236 | 85 |
| 1 1/2" | 40 | 238 | 85 |
| 2" | 50 | 246 | 85 |
| 2 1/2" | 65 | 253 | 85 |
| 3" | 80 | 260 | 85 |
| 4" | 100 | 271 | 85 |



| Simple efecto / Spring return | | | |
|-------------------------------|--------|-------|--------|
| 5942E 06 44 | 1" | 3,930 | 461,34 |
| 5942E 07 44 | 1 1/4" | 3,900 | 469,36 |
| 5942E 08 44 | 1 1/2" | 4,130 | 473,14 |
| 5942E 09 44 | 2" | 4,730 | 493,65 |
| 5942E 10 44 | 2 1/2" | 5,350 | 520,31 |
| 5942E 11 44 | 3" | 5,800 | 547,77 |
| 5942E 12 44 | 4" | 6,900 | 621,92 |
| Doble efecto / Double acting | | | |
| 5942E 06 49 | 1" | 3,930 | 461,34 |
| 5942E 07 49 | 1 1/4" | 3,900 | 469,36 |
| 5942E 08 49 | 1 1/2" | 4,130 | 473,14 |
| 5942E 09 49 | 2" | 4,730 | 493,65 |
| 5942E 10 49 | 2 1/2" | 5,350 | 520,31 |
| 5942E 11 49 | 3" | 5,800 | 547,77 |
| 5942E 12 49 | 4" | 6,900 | 621,92 |

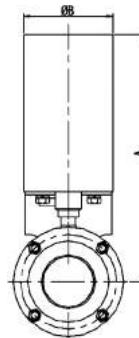
Ref. **5943E**



Válvula mariposa extremos soldar/soldar
Características de válvula ver art. 2943E.
Características de actuador ver art. 2944/2949.
Actuador simple efecto o doble efecto.

Butterfly valve end welded/welded
Valve characteristics see art. 2943E.
Actuator characteristics see art. 2944/2949.
Spring return or double acting actuator.

| MED. | DN | A | B |
|--------|-----|-----|----|
| 1" | 25 | 232 | 85 |
| 1 1/4" | 32 | 236 | 85 |
| 1 1/2" | 40 | 238 | 85 |
| 2" | 50 | 246 | 85 |
| 2 1/2" | 65 | 253 | 85 |
| 3" | 80 | 260 | 85 |
| 4" | 100 | 271 | 85 |



| Simple efecto / Spring return | | | |
|-------------------------------|--------|-------|--------|
| 5943E 06 44 | 1" | 3,740 | 456,20 |
| 5943E 07 44 | 1 1/4" | 3,930 | 456,50 |
| 5943E 08 44 | 1 1/2" | 3,940 | 462,97 |
| 5943E 09 44 | 2" | 4,350 | 484,94 |
| 5943E 10 44 | 2 1/2" | 4,750 | 504,97 |
| 5943E 11 44 | 3" | 5,050 | 525,33 |
| 5943E 12 44 | 4" | 5,700 | 571,59 |
| Doble efecto / Double acting | | | |
| 5943E 06 49 | 1" | 3,740 | 456,20 |
| 5943E 07 49 | 1 1/4" | 3,930 | 456,50 |
| 5943E 08 49 | 1 1/2" | 3,940 | 462,97 |
| 5943E 09 49 | 2" | 4,350 | 484,94 |
| 5943E 10 49 | 2 1/2" | 4,750 | 504,97 |
| 5943E 11 49 | 3" | 5,050 | 525,33 |
| 5943E 12 49 | 4" | 5,700 | 571,59 |

Ref. 5013



Válvula esfera 3 piezas (clamp)
Características de válvula ver art. 2933.

3 pieces ball valve (clamp)
Valve characteristics see art. 2933.

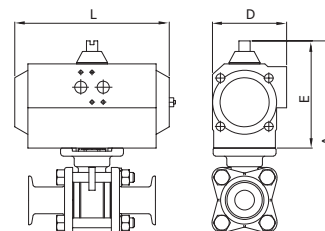
Actuador GNP / GNP actuator

| GNP | | | | | |
|--------|----------|-------|-------|-----|-------|
| MED. | MOD. ACT | A | E | L | D |
| 1/2" | GNP-14 | 145 | 90 | 122 | 65 |
| 3/4" | GNP-14 | 151 | 90 | 122 | 65 |
| 1" | GNP-14 | 174 | 90 | 122 | 65 |
| 1 1/2" | GNP-44 | 212,5 | 117,5 | 168 | 83 |
| 2" | GNP-44 | 227,5 | 117,5 | 168 | 83 |
| 2 1/2" | GNP-94 | 278,5 | 138,5 | 204 | 103 |
| 3" | GNP-94 | 292,5 | 138,5 | 204 | 103 |
| 4" | GNP-198 | 362 | 163 | 268 | 121,5 |

| GNP | | | | | |
|--------|------------|-------|-------|-----|-------|
| MED. | MOD. ACT | A | E | L | D |
| 1/2" | GNP-24/S4 | 157 | 102 | 147 | 71,5 |
| 3/4" | GNP-44/S4 | 178,5 | 117,5 | 168 | 83 |
| 1" | GNP-44/S5 | 201,5 | 117,5 | 168 | 83 |
| 1 1/2" | GNP-94/S5 | 233,5 | 138,5 | 204 | 103 |
| 2" | GNP-135/S5 | 257 | 147 | 262 | 108,5 |
| 2 1/2" | GNP-198/S4 | 302 | 103 | 268 | 121,5 |
| 3" | GNP-300/S5 | 338 | 185 | 296 | 142 |
| 4" | GNP-513/S5 | 400,5 | 201,5 | 390 | 152 |

| CÓDIGO CODE | MEDIDA SIZE | TIPO ACT. ACT. TYPE | PESO WEIGHT | P.V.P. € PRICE € |
|----------------|----------------|------------------------|----------------|---------------------|
|----------------|----------------|------------------------|----------------|---------------------|

| GNP Doble efecto / GNP Double acting | | | | |
|---------------------------------------|--------|------------|--------|---------|
| 5013 04 122 | 1/2" | GNP-14 | 2,500 | 164,66 |
| 5013 05 122 | 3/4" | GNP-14 | 2,700 | 169,29 |
| 5013 06 122 | 1" | GNP-14 | 3,030 | 206,84 |
| 5013 08 128 | 1 1/2" | GNP-44 | 5,050 | 330,48 |
| 5013 09 128 | 2" | GNP-44 | 6,500 | 418,62 |
| 5013 10 142 | 2 1/2" | GNP-94 | 13,060 | 698,28 |
| 5013 11 142 | 3" | GNP-94 | 17,830 | 937,37 |
| 5013 12 150 | 4" | GNP-198 | 26,000 | 1724,72 |
| GNP Simple efecto / GNP Spring return | | | | |
| 5013 04 126 | 1/2" | GNP-24/S5 | 2,970 | 191,11 |
| 5013 05 134 | 3/4" | GNP-44/S4 | 3,830 | 227,59 |
| 5013 06 136 | - | - | - | 258,10 |
| 5013 08 144 | 1 1/2" | GNP-94/S5 | 7,080 | 424,86 |
| 5013 09 148 | 2" | GNP-135/S5 | 10,400 | 546,60 |
| 5013 10 152 | 2 1/2" | GNP-198/S4 | 15,100 | 840,86 |
| 5013 11 160 | 3" | GNP-300/S5 | 31,880 | 1182,90 |
| 5013 12 164 | 4" | GNP-513/S5 | 43,080 | 2053,76 |




Ref. 5032

NEW

Válvula de esfera extremos roscados/soldar
Características de válvula ver art. 2932

Ball valve threaded/welded end
Valve characteristics see art. 2932

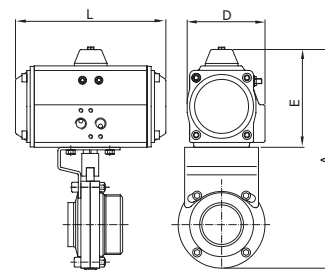
Actuador GNP / GNP actuator



| GNP | | | | | |
|--------|----------|-------|-------|-----|-----|
| MED. | MOD. ACT | A | E | L | D |
| 1" | GNP-44 | 210 | 90 | 122 | 65 |
| 1 1/2" | GNP-44 | 253,5 | 117,5 | 168 | 83 |
| 2" | GNP-44 | 279,5 | 117,5 | 168 | 83 |
| 2 1/2" | GNP-94 | 330,5 | 138,5 | 204 | 103 |
| 3" | GNP-94 | 353,5 | 138,5 | 204 | 103 |

| GNP | | | | | |
|--------|------------|-------|-------|-----|-------|
| MED. | MOD. ACT | A | E | L | D |
| 1" | GNP-44/S5 | 237,5 | 117,5 | 168 | 83 |
| 1 1/2" | GNP-94/S5 | 274,5 | 138,5 | 204 | 103 |
| 2" | GNP-135/S5 | 309 | 147 | 262 | 108 |
| 2 1/2" | GNP-198/S4 | 355 | 163 | 268 | 121,5 |
| 3" | GNP-300/S5 | 400 | 185 | 296 | 142 |

| GNP Doble efecto / GNP Double acting | | | | |
|---------------------------------------|--------|------------|--------|--------|
| 5032 06 122 | 1" | GNP-14 | 3,490 | 315,43 |
| 5032 08 128 | 1 1/2" | GNP-44 | 4,900 | 357,24 |
| 5032 09 128 | 2" | GNP-44 | 5,870 | 411,29 |
| 5032 10 142 | 2 1/2" | GNP-94 | 9,940 | 510,63 |
| 5032 11 142 | 3" | GNP-94 | 12,930 | 660,94 |
| GNP Simple efecto / GNP Spring return | | | | |
| 5032 06 136 | 1" | GNP-44/S5 | 4,300 | 338,38 |
| 5032 08 144 | 1 1/2" | GNP-94/S5 | 6,930 | 437,54 |
| 5032 09 148 | 2" | GNP-135/S5 | 9,770 | 474,56 |
| 5032 10 152 | 2 1/2" | GNP-198/S4 | 11,980 | 573,90 |
| 5032 11 160 | 3" | GNP-300/S5 | 26,980 | 743,42 |



CÓDIGO MEDIDA TIPO ACT. PESO P.V.P. €
CODE SIZE ACT. TYPE WEIGHT PRICE €

Ref. **5940**



Válvula mariposa extremos clamp
Características de válvula ver art. 2940.

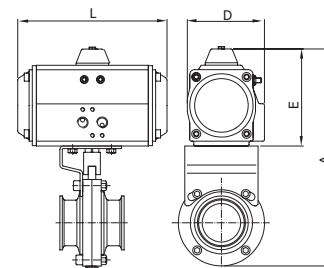
Butterfly valve clamp ends
Valve characteristics see art. 2940.

Actuador GNP / GNP actuator

| GNP | | | | | |
|--------|----------|-----|-----|-----|----|
| MED. | MOD. ACT | A | E | L | D |
| 1" | GNP-14 | 194 | 90 | 122 | 65 |
| 1 1/2" | GNP-14 | 202 | 90 | 122 | 65 |
| 2" | GNP-14 | 224 | 90 | 122 | 65 |
| 2 1/2" | GNP-24 | 249 | 102 | 147 | 72 |
| 3" | GNP-24 | 263 | 102 | 147 | 72 |
| 4" | GNP-44 | 308 | 118 | 168 | 83 |

| GNP | | | | | |
|--------|-----------|-----|-----|-----|-----|
| MED. | MOD. ACT | A | E | L | D |
| 1" | GNP-24/S4 | 206 | 102 | 147 | 72 |
| 1 1/2" | GNP-24/S4 | 214 | 102 | 147 | 72 |
| 2" | GNP-44/S4 | 252 | 118 | 168 | 83 |
| 2 1/2" | GNP-60/S5 | 277 | 130 | 184 | 95 |
| 3" | GNP-60/S5 | 291 | 130 | 184 | 95 |
| 4" | GNP-94/S5 | 329 | 139 | 204 | 103 |

| GNP Doble efecto / GNP Double acting | | | | |
|---------------------------------------|--------|-----------|-------|---------------|
| 5940 06 122 | 1" | GNP-14 | 2,150 | 244,99 |
| 5940 08 122 | 1 1/2" | GNP-14 | 2,150 | 254,40 |
| 5940 09 122 | 2" | GNP-14 | 2,650 | 286,19 |
| 5940 10 125 | 2 1/2" | GNP-24 | 3,630 | 354,24 |
| 5940 11 125 | 3" | GNP-24 | 3,980 | 397,98 |
| 5940 12 128 | 4" | GNP-44 | 5,630 | 490,25 |
| GNP Simple efecto / GNP Spring return | | | | |
| 5940 06 126 | 1" | GNP-24/S4 | 2,800 | 267,93 |
| 5940 08 126 | 1 1/2" | GNP-24/S4 | 2,800 | 277,35 |
| 5940 09 134 | 2" | GNP-44/S4 | 3,900 | 365,92 |
| 5940 10 140 | 2 1/2" | GNP-60/S5 | 5,150 | 417,50 |
| 5940 11 140 | 3" | GNP-60/S5 | 5,500 | 461,24 |
| 5940 12 144 | 4" | GNP-94/S5 | 7,200 | 572,73 |



Ref. **5941E**



Válvula mariposa extremos roscados
Características de válvula ver art. 2941E.

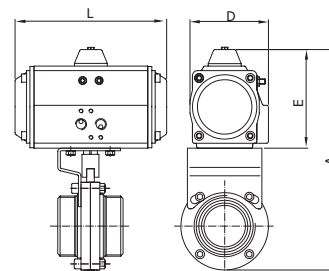
3 pieces ball valve (threaded ends)
Valve characteristics see art. 2941E.

Actuador GNP / GNP actuator

| GNP | | | | | |
|--------|----------|-----|-----|-----|----|
| MED. | MOD. ACT | A | E | L | D |
| 1" | GNP-14 | 194 | 90 | 122 | 65 |
| 1 1/4" | GNP-14 | 202 | 90 | 122 | 65 |
| 1 1/2" | GNP-14 | 202 | 90 | 122 | 65 |
| 2" | GNP-14 | 228 | 90 | 122 | 65 |
| 2 1/2" | GNP-24 | 260 | 102 | 147 | 72 |
| 3" | GNP-24 | 275 | 102 | 147 | 72 |
| 4" | GNP-44 | 314 | 118 | 168 | 83 |

| GNP | | | | | |
|--------|-----------|-----|-----|-----|-----|
| MED. | MOD. ACT | A | E | L | D |
| 1" | GNP-24/S4 | 206 | 102 | 147 | 72 |
| 1 1/4" | GNP-24/S4 | 214 | 102 | 147 | 72 |
| 1 1/2" | GNP-24/S4 | 214 | 102 | 147 | 72 |
| 2" | GNP-44/S4 | 256 | 118 | 168 | 83 |
| 2 1/2" | GNP-60/S5 | 288 | 130 | 184 | 95 |
| 3" | GNP-60/S5 | 303 | 130 | 184 | 95 |
| 4" | GNP-94/S5 | 335 | 139 | 204 | 103 |

| GNP Doble efecto / GNP Double acting | | | | |
|---------------------------------------|--------|-----------|-------|---------------|
| 5941E 06 122 | 1" | GNP-14 | 2,150 | 211,63 |
| 5941E 07 122 | 1 1/4" | GNP-14 | 2,250 | 216,35 |
| 5941E 08 122 | 1 1/2" | GNP-14 | 2,550 | 225,78 |
| 5941E 09 122 | 2" | GNP-14 | 3,250 | 243,08 |
| 5941E 10 125 | 2 1/2" | GNP-24 | 4,580 | 285,06 |
| 5941E 11 125 | 3" | GNP-24 | 5,230 | 333,81 |
| 5941E 12 128 | 4" | GNP-44 | 7,480 | 427,18 |
| GNP Simple efecto / GNP Spring return | | | | |
| 5941E 06 126 | 1" | GNP-24/S4 | 2,800 | 234,59 |
| 5941E 07 126 | 1 1/4" | GNP-24/S4 | 2,900 | 239,31 |
| 5941E 08 126 | 1 1/2" | GNP-24/S4 | 3,200 | 248,72 |
| 5941E 09 134 | 2" | GNP-44/S4 | 4,500 | 322,81 |
| 5941E 10 140 | 2 1/2" | GNP-60/S5 | 6,100 | 348,34 |
| 5941E 11 140 | 3" | GNP-60/S5 | 6,750 | 397,09 |
| 5941E 12 144 | 4" | GNP-94/S5 | 9,050 | 509,65 |



Ref. **5942E**



Válvula mariposa extremos roscados/soldar
Características de válvula ver art. 2942E.

3 pieces ball valve (threaded end/welded)
Valve characteristics see art. 2942E.

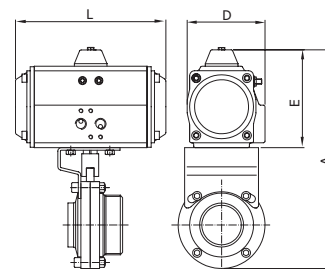
Actuador GNP / GNP actuator

| GNP | | | | | |
|--------|----------|-----|-----|-----|----|
| MED. | MOD. ACT | A | E | L | D |
| 1" | GNP-14 | 194 | 90 | 122 | 65 |
| 1 1/4" | GNP-14 | 202 | 90 | 122 | 65 |
| 1 1/2" | GNP-14 | 202 | 90 | 122 | 65 |
| 2" | GNP-14 | 228 | 90 | 122 | 65 |
| 2 1/2" | GNP-24 | 260 | 102 | 147 | 72 |
| 3" | GNP-24 | 275 | 102 | 147 | 72 |
| 4" | GNP-44 | 314 | 118 | 168 | 83 |

| GNP | | | | | |
|--------|-----------|-----|-----|-----|-----|
| MED. | MOD. ACT | A | E | L | D |
| 1" | GNP-24/S4 | 206 | 102 | 147 | 72 |
| 1 1/4" | GNP-24/S4 | 214 | 102 | 147 | 72 |
| 1 1/2" | GNP-24/S4 | 214 | 102 | 147 | 72 |
| 2" | GNP-44/S4 | 256 | 118 | 168 | 83 |
| 2 1/2" | GNP-60/S5 | 288 | 130 | 184 | 95 |
| 3" | GNP-60/S5 | 303 | 130 | 184 | 95 |
| 4" | GNP-94/S5 | 335 | 139 | 204 | 103 |

| CÓDIGO CODE | MEDIDA SIZE | TIPO ACT. ACT. TYPE | PESO WEIGHT | P.V.P. € PRICE € |
|----------------|----------------|------------------------|----------------|---------------------|
|----------------|----------------|------------------------|----------------|---------------------|

| GNP Doble efecto / GNP Double acting | | | | |
|---------------------------------------|--------|-----------|-------|--------|
| 5942E 06 122 | 1" | GNP-14 | 2,080 | 209,25 |
| 5942E 07 122 | 1 1/4" | GNP-14 | 2,050 | 216,58 |
| 5942E 08 122 | 1 1/2" | GNP-14 | 2,280 | 223,52 |
| 5942E 09 122 | 2" | GNP-14 | 2,880 | 238,60 |
| 5942E 10 125 | 2 1/2" | GNP-24 | 4,080 | 278,69 |
| 5942E 11 125 | 3" | GNP-24 | 4,530 | 328,57 |
| 5942E 12 128 | 4" | GNP-44 | 6,280 | 386,71 |
| GNP Simple efecto / GNP Spring return | | | | |
| 5942E 06 126 | 1" | GNP-24/S4 | 2,730 | 232,20 |
| 5942E 07 126 | 1 1/4" | GNP-24/S4 | 2,700 | 239,53 |
| 5942E 08 126 | 1 1/2" | GNP-24/S4 | 2,930 | 246,47 |
| 5942E 09 134 | 2" | GNP-44/S4 | 4,130 | 318,33 |
| 5942E 10 140 | 2 1/2" | GNP-60/S5 | 5,600 | 341,96 |
| 5942E 11 140 | 3" | GNP-60/S5 | 6,050 | 391,84 |
| 5942E 12 144 | 4" | GNP-94/S5 | 7,850 | 469,20 |



Ref. **5943E**



Válvula mariposa extremos soldar/soldar
Características de válvula ver art. 2943E.

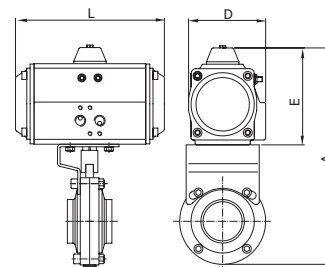
3 pieces ball valve (end welded/welded)
Valve characteristics see art. 2943E.

Actuador GNP / GNP actuator

| GNP | | | | | |
|--------|----------|-----|-----|-----|----|
| MED. | MOD. ACT | A | E | L | D |
| 1" | GNP-14 | 194 | 90 | 122 | 65 |
| 1 1/4" | GNP-14 | 202 | 90 | 122 | 65 |
| 1 1/2" | GNP-14 | 202 | 90 | 122 | 65 |
| 2" | GNP-14 | 228 | 90 | 122 | 65 |
| 2 1/2" | GNP-24 | 260 | 102 | 147 | 72 |
| 3" | GNP-24 | 275 | 102 | 147 | 72 |
| 4" | GNP-44 | 314 | 118 | 168 | 83 |

| GNP | | | | | |
|--------|-----------|-----|-----|-----|-----|
| MED. | MOD. ACT | A | E | L | D |
| 1" | GNP-24/S4 | 206 | 102 | 147 | 72 |
| 1 1/4" | GNP-24/S4 | 214 | 102 | 147 | 72 |
| 1 1/2" | GNP-24/S4 | 214 | 102 | 147 | 72 |
| 2" | GNP-44/S4 | 256 | 118 | 168 | 83 |
| 2 1/2" | GNP-60/S5 | 288 | 130 | 184 | 95 |
| 3" | GNP-60/S5 | 303 | 130 | 184 | 95 |
| 4" | GNP-94/S5 | 335 | 139 | 204 | 103 |

| GNP Doble efecto / GNP Double acting | | | | |
|---------------------------------------|--------|-----------|-------|--------|
| 5943E 06 122 | 1" | GNP-14 | 1,890 | 205,65 |
| 5943E 07 122 | 1 1/4" | GNP-14 | 2,080 | 214,83 |
| 5943E 08 122 | 1 1/2" | GNP-14 | 2,090 | 219,63 |
| 5943E 09 122 | 2" | GNP-14 | 2,500 | 228,80 |
| 5943E 10 125 | 2 1/2" | GNP-24 | 3,480 | 264,10 |
| 5943E 11 125 | 3" | GNP-24 | 3,780 | 313,48 |
| 5943E 12 128 | 4" | GNP-44 | 5,080 | 353,34 |
| GNP Simple efecto / GNP Spring return | | | | |
| 5943E 06 126 | 1" | GNP-24/S4 | 2,540 | 228,60 |
| 5943E 07 126 | 1 1/4" | GNP-24/S4 | 2,730 | 237,79 |
| 5943E 08 126 | 1 1/2" | GNP-24/S4 | 2,740 | 242,59 |
| 5943E 09 134 | 2" | GNP-44/S4 | 3,750 | 308,54 |
| 5943E 10 140 | 2 1/2" | GNP-60/S5 | 5,000 | 327,38 |
| 5943E 11 140 | 3" | GNP-60/S5 | 5,300 | 376,74 |
| 5943E 12 144 | 4" | GNP-94/S5 | 6,650 | 435,82 |



CÓDIGO MEDIDA TIPO ACT. PESO P.V.P. €
CODE SIZE ACT. TYPE WEIGHT PRICE €

Ref. 5613



Válvula esfera 3 piezas (Clamp)

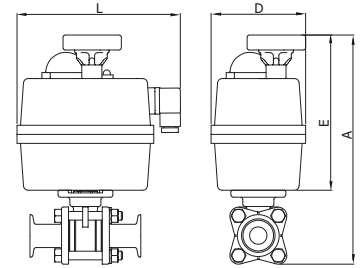
Características de válvula ver art. 2933
Especificar tensión de alimentación necesaria.

3 pieces Clamp ended ball valve

Valve characteristics see art. 2933
The required tension supply to be specified.

| MED. | A | E | L1 | D |
|--------|-----|-----|-----|-----|
| 1/2" | 226 | 171 | 177 | 110 |
| 3/4" | 232 | 171 | 177 | 110 |
| 1" | 255 | 171 | 177 | 110 |
| 1 1/2" | 266 | 171 | 177 | 110 |
| 2" | 306 | 196 | 177 | 110 |
| 2 1/2" | 335 | 196 | 177 | 110 |
| 3" | 349 | 196 | 177 | 127 |
| 4" | 453 | 254 | 235 | 214 |

| | | | | |
|------------|--------|-------|--------|---------|
| 5613 04 51 | 1/2" | GE-0 | 2,542 | 341,22 |
| 5613 05 51 | 3/4" | GE-0 | 2,700 | 353,25 |
| 5613 06 51 | 1" | GE-0 | 3,000 | 517,92 |
| 5613 08 47 | 1 1/2" | GE-05 | 4,500 | 603,76 |
| 5613 09 52 | 2" | GE-1 | 7,500 | 1051,00 |
| 5613 10 52 | 2 1/2" | GE-1 | 12,200 | 1283,65 |
| 5613 11 48 | 3" | GE-15 | 17,200 | 1712,82 |
| 5613 12 53 | 4" | GE-2 | 25,300 | 2347,64 |



Ref. 5632

NEW



Válvula de esfera extremos roscados/soldar

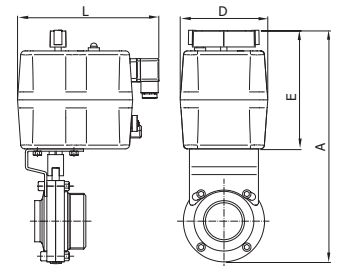
Características de válvula ver art. 2932
Especificar tensión de alimentación necesaria.

Ball valve threaded/welded end

Valve characteristics see art. 2932
The required tension supply to be specified.

| MED. | A | E | L1 | D |
|--------|-----|-----|-----|-----|
| 1" | 291 | 171 | 177 | 110 |
| 1 1/2" | 307 | 171 | 177 | 110 |
| 2" | 358 | 196 | 177 | 110 |
| 2 1/2" | 388 | 196 | 177 | 110 |
| 3" | 411 | 196 | 177 | 127 |

| | | | | |
|------------|--------|-------|--------|--------|
| 5632 06 51 | 1" | GE-0 | 3,460 | 510,76 |
| 5632 08 47 | 1 1/2" | GE-05 | 4,350 | 553,14 |
| 5632 09 52 | 2" | GE-1 | 6,870 | 590,16 |
| 5632 10 52 | 2 1/2" | GE-1 | 9,100 | 689,50 |
| 5632 11 48 | 3" | GE-15 | 12,300 | 912,85 |



Ref. 5650



Válvula mariposa extremos Clamp

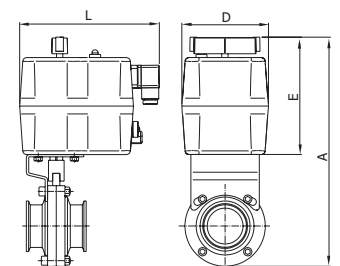
Características de válvula ver art. 2940.
Especificar tensión de alimentación necesaria.

Butterfly valve Clamp ends

Valve characteristics see art. 2940.
The required tension supply to be specified.

| MED. | A | E | L | D |
|--------|-----|-----|-----|-----|
| 1" | 253 | 149 | 177 | 110 |
| 1 1/2" | 261 | 149 | 177 | 110 |
| 2" | 283 | 149 | 177 | 110 |
| 2 1/2" | 296 | 149 | 177 | 110 |
| 3" | 332 | 171 | 177 | 110 |
| 4" | 361 | 171 | 177 | 110 |

| | | | | |
|------------|--------|-------|-------|--------|
| 5650 06 51 | 1" | GE-0 | 2,850 | 440,31 |
| 5650 08 51 | 1 1/2" | GE-0 | 2,850 | 449,73 |
| 5650 09 51 | 2" | GE-0 | 3,350 | 481,53 |
| 5650 10 51 | 2 1/2" | GE-0 | 3,750 | 533,11 |
| 5650 11 47 | 3" | GE-05 | 4,400 | 576,85 |
| 5650 12 47 | 4" | GE-05 | 5,400 | 742,16 |



Ref. **5651E**

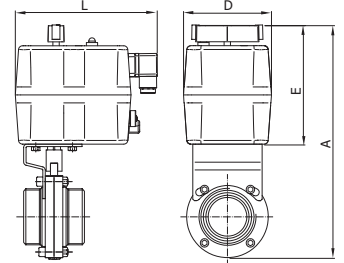


Válvula mariposa extremos roscados
 Características de válvula ver art. 2941E.
 Especificar tensión de alimentación necesaria.

Butterfly valve threaded ends
 Valve characteristics see art. 2941E.
 The required tension supply to be specified.

| MED. | A | E | L | D |
|--------|-----|-----|-----|-----|
| 1" | 253 | 149 | 177 | 110 |
| 1 1/4" | 261 | 149 | 177 | 110 |
| 1 1/2" | 261 | 149 | 177 | 110 |
| 2" | 287 | 149 | 177 | 110 |
| 2 1/2" | 307 | 149 | 177 | 110 |
| 3" | 344 | 171 | 177 | 110 |
| 4" | 367 | 171 | 177 | 110 |

| CÓDIGO CODE | MEDIDA SIZE | TIPO ACT. ACT. TYPE | PESO WEIGHT | P.V.P. € PRICE € |
|-------------|-------------|---------------------|-------------|------------------|
| 5651E 06 51 | 1" | GE-0 | 2,850 | 406,97 |
| 5651E 07 51 | 1 1/4" | GE-0 | 2,950 | 411,69 |
| 5651E 08 51 | 1 1/2" | GE-0 | 3,250 | 421,12 |
| 5651E 09 51 | 2" | GE-0 | 3,950 | 438,42 |
| 5651E 10 51 | 2 1/2" | GE-0 | 4,700 | 463,93 |
| 5651E 11 47 | 3" | GE-05 | 5,650 | 512,68 |
| 5651E 12 47 | 4" | GE-05 | 7,250 | 679,08 |



Ref. **5652E**

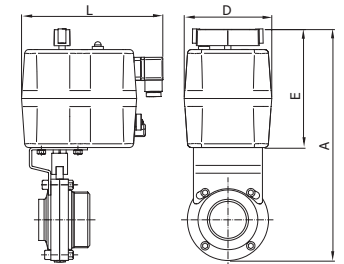


Válvula mariposa extremos roscado/soldar
 Características de válvula ver art. 2942E.
 Especificar tensión de alimentación necesaria.

Butterfly valve threaded end/welded
 Valve characteristics see art. 2942E.
 The required tension supply to be specified.

| MED. | A | E | L | D |
|--------|-----|-----|-----|-----|
| 1" | 253 | 149 | 177 | 110 |
| 1 1/4" | 261 | 149 | 177 | 110 |
| 1 1/2" | 261 | 149 | 177 | 110 |
| 2" | 287 | 149 | 177 | 110 |
| 2 1/2" | 307 | 149 | 177 | 110 |
| 3" | 344 | 171 | 177 | 110 |
| 4" | 367 | 171 | 177 | 110 |

| | | | | |
|-------------|--------|-------|-------|---------------|
| 5652E 06 51 | 1" | GE-0 | 2,780 | 404,58 |
| 5652E 07 51 | 1 1/4" | GE-0 | 2,750 | 411,91 |
| 5652E 08 51 | 1 1/2" | GE-0 | 2,980 | 418,85 |
| 5652E 09 51 | 2" | GE-0 | 3,580 | 433,93 |
| 5652E 10 51 | 2 1/2" | GE-0 | 4,200 | 457,56 |
| 5652E 11 47 | 3" | GE-05 | 4,950 | 507,44 |
| 5652E 12 47 | 4" | GE-05 | 6,050 | 638,62 |



Ref. **5653E**

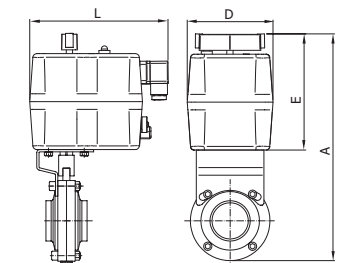


Válvula mariposa extremos soldar/soldar
 Características de válvula ver art. 2943E.
 Especificar tensión de alimentación necesaria.

Butterfly valve end welded/welded
 Valve characteristics see art. 2943E.
 The required tension supply to be specified.

| MED. | A | E | L | D |
|--------|-----|-----|-----|-----|
| 1" | 253 | 149 | 177 | 110 |
| 1 1/4" | 261 | 149 | 177 | 110 |
| 1 1/2" | 261 | 149 | 177 | 110 |
| 2" | 287 | 149 | 177 | 110 |
| 2 1/2" | 307 | 149 | 177 | 110 |
| 3" | 344 | 171 | 177 | 110 |
| 4" | 367 | 171 | 177 | 110 |

| | | | | |
|-------------|--------|-------|-------|---------------|
| 5653E 06 51 | 1" | GE-0 | 2,590 | 400,98 |
| 5653E 07 51 | 1 1/4" | GE-0 | 2,780 | 410,17 |
| 5653E 08 51 | 1 1/2" | GE-0 | 2,790 | 414,97 |
| 5653E 09 51 | 2" | GE-0 | 3,200 | 424,13 |
| 5653E 10 51 | 2 1/2" | GE-0 | 3,600 | 442,97 |
| 5653E 11 47 | 3" | GE-05 | 4,200 | 492,35 |
| 5653E 12 47 | 4" | GE-05 | 4,850 | 605,25 |



| CÓDIGO CODE | MEDIDA SIZE | TIPO ACT. ACT. TYPE | PESO WEIGHT | P.V.P. € PRICE € |
|----------------|----------------|------------------------|----------------|---------------------|
|----------------|----------------|------------------------|----------------|---------------------|

Ref. **5944 - 5949****Microrruptor final de carrera con actuador simple efecto (5944)**

Cabezal de control con 2 detectores.

Cabezal de control con 2 detectores y 1 electroválvula incorporada.

| | | | | |
|---------|---|---|-------|---------------|
| 5944 01 | - | - | 3,505 | 646,29 |
| 5944 02 | - | - | 3,55 | 816,84 |

Microswitch end stop with spring return actuator (5944)

Control top with 2 switch.

Control top with 2 switch and 1 solenoid valve inside.

Microrruptor final de carrera con actuador doble efecto (5949)

Cabezal de control con 2 detectores.

Cabezal de control con 2 detectores y 2 electroválvulas incorporadas.

| | | | | |
|---------|---|---|-------|---------------|
| 5949 01 | - | - | 3,05 | 646,29 |
| 5949 02 | - | - | 3,045 | 978,96 |


Microswitch end stop with double acting actuator (5949)

Control top with 2 switch.

Control top with 2 switch and 2 solenoid valves inside.



2018





AUTOMATIZACIÓN Y CONTROL AUTOMATION & CONTROL

Nuestras válvulas pueden ser automatizadas con actuadores neumáticos de doble o simple efecto, actuadores eléctricos y otros accesorios como reductores manuales, microrruptores, posicionadores.

Our valves can be automated with double or single acting pneumatic actuators and electric actuators, as well as other accessories such as manual gearboxes, microswitches, and positioners.

AUTOMATIZACIÓN Y CONTROL AUTOMATION & CONTROL

VÁLVULAS EQUIPADAS CON ACTUADOR NEUMÁTICO ROTATIVO GIRO 90° SIMPLE EFECTO Y DOBLE EFECTO PARA ACCIONAMIENTO AUTOMÁTICO Y A DISTANCIA

Características de los actuadores

Actuadores neumáticos con piñón y cremallera cuarto de vuelta (90°).

Toda la serie de actuadores han sido proyectados según las normas NAMUR, VDI/VDE 3845 e ISO 5211.

Pueden ser accionados con aire comprimido o gases no corrosivos a presión de 8 y 10 bar según modelo.

Tipos de actuadores

- D.A.
- Doble efecto
 - Presión aire para abrir y cerrar
- S.R.
- Simple efecto N.A.
 - Presión aire para cerrar válvula
 - Normal abierto
 - Retorno a posición abierta por muelles
- S.R.
- Simple efecto N.C.
 - Presión aire para abrir válvula
 - Normal cerrado
 - Retorno a posición cerrada por muelles

Modelos de actuadores

GN / GN-S. Aluminio extrusionado ASTM 6005 con anodizado exterior e interior. Presión de 4 a 10 bar. Temperatura: -20°C +80°C.

GNP / GNP-S. Cuerpo y tapas en aleación de aluminio anodizado y posterior recubrimiento externo con pintura de poliéster en polvo para resistencia a la corrosión.

Presión de trabajo de 2,5 a 8 bar. Temperatura de trabajo -20°C + 80°C.

Homologación ATEX. Según Directiva 94/9/CE para atmósferas explosivas: Categoría II2 GDT5 (Zona 1,2/ 21,22).

Notas importantes

Los equipos actuador/válvula que presentamos en esta tarifa, corresponden a las siguientes condiciones de trabajo:

- Líquidos limpios y no agresivos.
- Presión diferencial máx.: 16 Kgs./cm².
- Presión de alimentación mínima: 6 Bar.

Para otras condiciones de trabajo, rogamos nos consulten.

Dispositivos de control - Opcionales

Mando manual de emergencia.

Electroválvulas 3 y 5 vías "Namur" IP-65.

Finales de carrera (Electromecánicos- Inductivos).

Posicionadores neumáticos, señal 3-15 psi.

Posicionadores electroneumáticos, señal 4-20 mA.

VALVES EQUIPPED WITH 90° ROTATION PNEUMATIC ACTUATOR, SPRING RETURN AND DOUBLE ACTING FOR AUTOMATIC AND REMOTE OPERATION

Characteristics of the actuators

Pneumatic actuators with rack and pinion quarter turn (90°).

The whole actuator series has been projected according to the standard NAMUR, VDI/VDE 3845 and ISO 5211.

They can be operated with compressed air or any other non-corrosive gases under pressure of 8 and 10 bars according to the model.

Type of actuators

- D.A.
- Double acting
 - Air pressure for opening and closing
- S.R.
- Spring Return NA
 - Air pressure for closing valve
 - Normal open
 - Return to open position with springs
- S.R.
- Spring Return NC
 - Air pressure for opening valve
 - Normal closed
 - Return to closed position with springs

Actuator models

GN / GN-S. Extruded aluminium ASTM 6005 with all internal and external surfaces anodized for corrosion resistance. Except for Mod. GN10 and GN 10/S. Technopolymer construction with aluminium end. Pressure from 4 to 10 bar. Temperature from -20°C to +80°C.

GNP / GNP-S. Aluminium alloy body and caps with all anodized surface and external surface with powder polyester painted for corrosion resistance. Working pressure from 2.5 to 8 bar. Working temperature -20°C + 80°C.

ATEX certification according. To 94/ 9/ CE for explosives atmospheres: Class II2 GDT5 (Zones 1,2/ 21, 22).

Important

The actuator / valve equipment that we present in this PRICE LIST are suitable for the following working conditions:

- Clean, non-aggressive liquids.
- Differential pressure max. 16 kg/cm².
- Minimum feed pressure: 6 bar.

For other working conditions, please contact us.

Safety devices - Optional

Manual emergency control.

3 and 5 way "Namur" solenoid valve IP-65.

Microswitches (Electromechanical- Inductive).

Pneumatic positioners, signal 3-15 psi.

Electropneumatic positioners, signal 4-20 mA.

Ref. 5060 - 5060N



Válvula asiento inclinado con actuador neumático de simple efecto

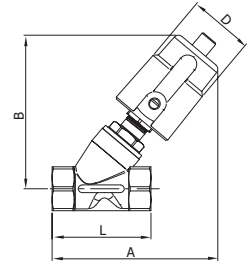
También disponible con rosca NPT (5060N).
Extremos rosca gas, PN-16. Constr.: acero inox. AISI 316 microfundición. Junta actuador: NBR. Presión mando. Actuador: 3-10 kg/cm². Rango temp. trabajo: -10°C +180°C.

*Slanted seat valve with spring return actuator
Also available in NPT thread (5060N).
Gas threaded ends, PN-16. Constr.: stainless steel AISI 316 investment casting. Actuator seal: NBR. Working temp. range: -10°C +180°C. Pressure control actuator: 3-10 kg/cm².*

| MED. | A | B | L | D |
|--------|-----|-----|-----|----|
| 1/2" | 133 | 126 | 68 | 60 |
| 3/4" | 137 | 131 | 75 | 60 |
| 1" | 149 | 140 | 90 | 65 |
| 1 1/4" | 188 | 175 | 116 | 77 |
| 1 1/2" | 190 | 178 | 116 | 77 |
| 2" | 203 | 184 | 138 | 77 |

| CÓDIGO CODE | MEDIDA SIZE | TIPO ACT. ACT. TYPE | PESO WEIGHT | P.V.P. € PRICE € |
|-------------|-------------|---------------------|-------------|------------------|
| 5060 04 | 1/2" | - | 0,920 | 137,67 |
| 5060 05 | 3/4" | - | 1,030 | 143,55 |
| 5060 06 | 1" | - | 1,320 | 149,06 |
| 5060 07 | 1 1/4" | - | 2,500 | 228,11 |
| 5060 08 | 1 1/2" | - | 2,640 | 242,00 |
| 5060 09 | 2" | - | 3,550 | 294,80 |

Precios rosca NPT a consultar / NPT thread prices on request



Ref. 5062 - 5062N



Válvula neumática de corredera

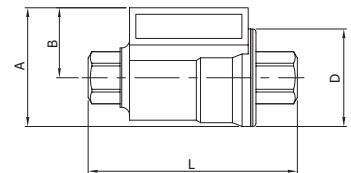
También disponible con rosca NPT (5062N).
Construcción en acero inoxidable AISI 304.
Extremos rosca gas. Material de cierre: EPDM.
Conexión neumática Namur.
Presión máxima de trabajo 16 PN.
Accionamiento simple efecto (retorno a resorte).

*Pneumatic shuttle valve
Also available with NPT thread (5062N).
Stainless steel material AISI 304.
Gas thread ends. Seat EPDM material.
Namur pneumatic connection.
Maximum working pressure 16 PN.
Control by single action (spring return).*

| MED. | A | B | D | L |
|--------|-----|----|-----|-----|
| 3/8" | 54 | 31 | 46 | 98 |
| 1/2" | 59 | 33 | 52 | 112 |
| 3/4" | 70 | 38 | 64 | 135 |
| 1" | 76 | 41 | 69 | 143 |
| 1 1/4" | 92 | 49 | 86 | 165 |
| 1 1/2" | 102 | 54 | 96 | 180 |
| 2" | 114 | 60 | 108 | 207 |

| | | | | |
|---------|--------|---|-------|--------|
| 5062 03 | 3/8" | - | 0,800 | 102,94 |
| 5062 04 | 1/2" | - | 1,000 | 115,77 |
| 5062 05 | 3/4" | - | 1,500 | 138,87 |
| 5062 06 | 1" | - | 1,920 | 159,66 |
| 5062 07 | 1 1/4" | - | 3,060 | 203,93 |
| 5062 08 | 1 1/2" | - | 3,760 | 246,26 |
| 5062 09 | 2" | - | 5,710 | 328,24 |

Precios rosca NPT a consultar / NPT thread prices on request



Ref. 5065



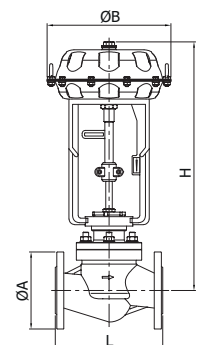
Válvula neumática 2 vías modulante

Construcción en acero al carbono WCB.
Extremos bridados DIN PN 16.
Asiento PPL.
Temperatura de trabajo -20°C/+230°C.

*2 ways modulate pneumatic valve
Body: carbon steel WCB.
DIN PN 16 flange ends.
Seat material: PPL.
Working temperature -20°C/+230°C.*

| MED. | A | B | H | L |
|--------|-----|-----|-----|-----|
| 1/2" | 95 | 228 | 475 | 150 |
| 3/4" | 105 | 228 | 480 | 150 |
| 1" | 115 | 228 | 480 | 160 |
| 1 1/4" | 140 | 228 | 480 | 180 |
| 1 1/2" | 150 | 272 | 552 | 200 |
| 2" | 165 | 272 | 552 | 230 |
| 2 1/2" | 185 | 272 | 592 | 290 |
| 3" | 200 | 272 | 592 | 310 |
| 4" | 220 | 272 | 592 | 350 |

| | | | | |
|---------|--------|---|--------|---------|
| 5065 04 | 1/2" | - | 16,000 | 872,56 |
| 5065 05 | 3/4" | - | 18,000 | 929,63 |
| 5065 06 | 1" | - | 19,000 | 961,20 |
| 5065 07 | 1 1/4" | - | 21,000 | 1037,94 |
| 5065 08 | 1 1/2" | - | 30,000 | 1147,26 |
| 5065 09 | 2" | - | 33,000 | 1278,07 |
| 5065 10 | 2 1/2" | - | 48,000 | 1793,00 |
| 5065 11 | 3" | - | 50,000 | 3058,68 |
| 5065 12 | 4" | - | 65,000 | 3967,35 |



CÓDIGO MEDIDA TIPO ACT. PESO P.V.P. €
CODE SIZE ACT. TYPE WEIGHT PRICE €

Ref. 5065A

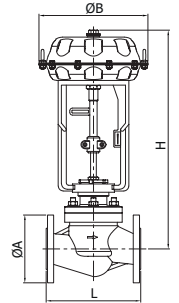


Válvula neumática 2 vías modulante
Construcción en acero al carbono WCB.
Extremos bridados ANSI S-150.
Asientos PPL.
Temperatura de trabajo: -10°C/+230°C.

2 ways modulate pneumatic valve
Body: carbon steel WCB.
ANSI S-150 Flange ends.
Seat material: PPL.
Working temperature: -10°C/+230°C

| MED. | A | B | H | L |
|--------|-------|-----|-----|-----|
| 3/4" | 98,6 | 228 | 535 | 184 |
| 1" | 108 | 228 | 535 | 184 |
| 1 1/4" | 117 | 228 | 480 | 200 |
| 1 1/2" | 127 | 272 | 552 | 222 |
| 2" | 152,5 | 272 | 552 | 254 |
| 2 1/2" | 177,8 | 272 | 592 | 276 |
| 3" | 190,5 | 272 | 592 | 298 |
| 4" | 228,6 | 272 | 592 | 352 |

| | | | | |
|----------|--------|---|--------|---------|
| 5065A 05 | 3/4" | - | 18,000 | 1178,12 |
| 5065A 06 | 1" | - | 19,000 | 1217,66 |
| 5065A 07 | 1 1/4" | - | 22,000 | 1304,63 |
| 5065A 08 | 1 1/2" | - | 29,000 | 1439,04 |
| 5065A 09 | 2" | - | 32,000 | 1557,65 |
| 5065A 10 | 2 1/2" | - | 46,000 | 2233,69 |
| 5065A 11 | 3" | - | 50,000 | 3339,86 |
| 5065A 12 | 4" | - | 66,000 | 4672,96 |



Ref. 5015



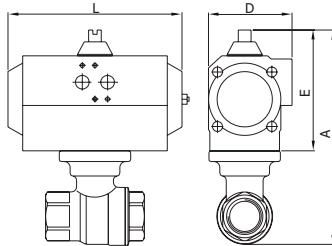
Válvula esfera 2 piezas
Características de válvula ver art. 2015.

2 pieces ball valve
Valve characteristics see art. 2015.

Actuador GNP / GNP actuator

| GNP | | | | | |
|--------|----------|-------|-------|-----|----|
| MED. | MOD. ACT | A | E | L | D |
| 1/4" | GNP-14 | 132 | 80 | 122 | 65 |
| 3/8" | GNP-14 | 132 | 80 | 122 | 65 |
| 1/2" | GNP-14 | 165 | 80 | 122 | 65 |
| 3/4" | GNP-14 | 174 | 80 | 122 | 65 |
| 1" | GNP-14 | 180 | 80 | 122 | 65 |
| 1 1/4" | GNP-44 | 202,5 | 117,5 | 168 | 83 |
| 1 1/2" | GNP-44 | 214,5 | 177,5 | 168 | 83 |
| 2" | GNP-44 | 228,5 | 177,5 | 168 | 83 |

| GNP | | | | | |
|--------|------------|-------|-------|-----|-------|
| MED. | MOD. ACT | A | E | L | D |
| 1/4" | GNP-24/S4 | 154 | 102 | 147 | 71,5 |
| 3/8" | GNP-24/S4 | 154 | 102 | 147 | 71,5 |
| 1/2" | GNP-24/S4 | 157 | 102 | 147 | 71,5 |
| 3/4" | GNP-44/S4 | 181,5 | 117,5 | 168 | 83 |
| 1" | GNP-44/S5 | 186,5 | 117,5 | 168 | 83 |
| 1 1/4" | GNP-60/S5 | 214,5 | 129,5 | 184 | 92 |
| 1 1/2" | GNP-94/S5 | 235,5 | 138,5 | 204 | 103 |
| 2" | GNP-135/S5 | 258 | 147 | 262 | 108,5 |



| GNP Doble efecto / GNP Double acting | | | | |
|---------------------------------------|--------|------------|-------|--------|
| 5015 02 120 | 1/4" | GNP-14 | 1,100 | 113,77 |
| 5015 03 120 | 3/8" | GNP-14 | 1,090 | 113,77 |
| 5015 04 122 | 1/2" | GNP-14 | 1,150 | 114,42 |
| 5015 05 122 | 3/4" | GNP-14 | 1,430 | 120,93 |
| 5015 06 122 | 1" | GNP-14 | 1,580 | 132,80 |
| 5015 07 128 | 1 1/4" | GNP-44 | 3,460 | 174,10 |
| 5015 08 128 | 1 1/2" | GNP-44 | 4,010 | 190,04 |
| 5015 09 128 | 2" | GNP-44 | 4,930 | 237,75 |
| GNP Simple efecto / GNP Spring return | | | | |
| 5015 02 124 | 1/4" | GNP-24/S4 | 1,795 | 130,54 |
| 5015 03 124 | 3/8" | GNP-24/S4 | 1,795 | 130,54 |
| 5015 04 126 | 1/2" | GNP-24/S4 | 1,850 | 156,54 |
| 5015 05 132 | 3/4" | GNP-44/S4 | 2,830 | 170,75 |
| 5015 06 136 | 1" | GNP-44/S5 | 2,980 | 188,87 |
| 5015 07 140 | 1 1/4" | GNP-60/S5 | 4,250 | 235,62 |
| 5015 08 144 | 1 1/2" | GNP-94/S5 | 5,510 | 277,36 |
| 5015 09 148 | 2" | GNP-135/S5 | 8,330 | 338,57 |

CÓDIGO MEDIDA TIPO ACT. PESO P.V.P. €
CODE SIZE ACT. TYPE WEIGHT PRICE €

Ref. 5025 - 5026 - 5027

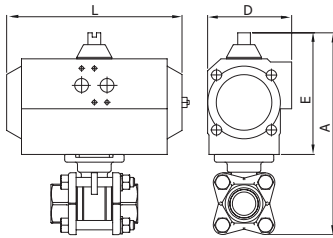
Válvula esfera 3 piezas / Actuador Gen-Air
Características de válvula ver art. 2025/2026/2027.

3 pieces ball valve / Gen-Air actuator
Valve characteristics see art. 2025/2026/2027.

Actuador Gen-Air / Gen-Air actuator



| GN | | | | | |
|--------|----------|-----|-----|-----|-----|
| MED. | MOD. ACT | A | E | L | D |
| 1/4" | GN-05 | 157 | 101 | 119 | 67 |
| 3/8" | GN-05 | 157 | 101 | 119 | 67 |
| 1/2" | GN-05 | 190 | 101 | 119 | 67 |
| 3/4" | GN-05 | 199 | 101 | 119 | 67 |
| 1" | GN-05 | 204 | 101 | 119 | 67 |
| 1 1/4" | GN-15 | 201 | 111 | 165 | 81 |
| 1 1/2" | GN-15 | 211 | 111 | 165 | 81 |
| 2" | GN-17 | 224 | 111 | 197 | 81 |
| 2 1/2" | GN-20 | 300 | 128 | 177 | 96 |
| 3" | GN-25 | 321 | 128 | 239 | 96 |
| 4" | GN-35 | 391 | 184 | 246 | 131 |



| GN | | | | | |
|--------|----------|-----|-----|-----|-----|
| MED. | MOD. ACT | A | E | L | D |
| 1/4" | GN-05/S2 | 157 | 101 | 119 | 67 |
| 3/8" | GN-05/S2 | 157 | 101 | 119 | 67 |
| 1/2" | GN-15/S3 | 170 | 111 | 165 | 81 |
| 3/4" | GN-15/S4 | 179 | 111 | 165 | 81 |
| 1" | GN-17/S4 | 184 | 111 | 197 | 81 |
| 1 1/4" | GN-20/S4 | 218 | 128 | 177 | 96 |
| 1 1/2" | GN-25/S4 | 228 | 128 | 239 | 96 |
| 2" | GN-30/S4 | 260 | 147 | 230 | 114 |
| 2 1/2" | GN-35/S3 | 356 | 184 | 246 | 131 |
| 3" | GN-40/S4 | 377 | 184 | 290 | 131 |
| 4" | GN-45/S4 | 458 | 198 | 351 | 145 |

| Gen-Air Doble efecto / Gen-Air Double acting | | | | |
|---|--------|----------|--------|---------|
| 5025 02 43 | 1/4" | GN-05 | 1,240 | 112,42 |
| 5025 03 43 | 3/8" | GN-05 | 1,230 | 112,45 |
| 5025 04 44 | 1/2" | GN-05 | 1,290 | 113,91 |
| 5025 05 44 | 3/4" | GN-05 | 1,670 | 119,96 |
| 5025 06 44 | 1" | GN-05 | 1,870 | 126,83 |
| 5025 07 48 | 1 1/4" | GN-15 | 3,650 | 172,23 |
| 5025 08 48 | 1 1/2" | GN-15 | 4,180 | 191,82 |
| 5025 09 52 | 2" | GN-17 | 5,820 | 230,03 |
| 5025 10 64 | 2 1/2" | GN-20 | 11,370 | 419,47 |
| 5025 11 65 | 3" | GN-25 | 16,400 | 555,27 |
| 5025 12 67 | 4" | GN-35 | 28,930 | 917,80 |
| Gen-Air Simple efecto / Gen-Air Spring return | | | | |
| 5025 02 45 | 1/4" | GN-05/S2 | 1,335 | 121,78 |
| 5025 03 45 | 3/8" | GN-05/S2 | 1,335 | 121,78 |
| 5025 04 73 | 1/2" | GN-15/S3 | 2,450 | 146,89 |
| 5025 05 74 | 3/4" | GN-15/S4 | 2,820 | 163,84 |
| 5025 06 49 | 1" | GN-17/S4 | 3,610 | 168,47 |
| 5025 07 76 | 1 1/4" | GN-20/S4 | 5,000 | 234,67 |
| 5025 08 77 | 1 1/2" | GN-25/S4 | 6,940 | 279,08 |
| 5025 09 78 | 2" | GN-30/S4 | 9,050 | 330,00 |
| 5025 10 79 | 2 1/2" | GN-35/S3 | 17,520 | 568,46 |
| 5025 11 80 | 3" | GN-40/S4 | 23,100 | 734,76 |
| 5025 12 81 | 4" | GN-45/S4 | 36,370 | 1086,15 |

Ref. 5025 - 5026 - 5027

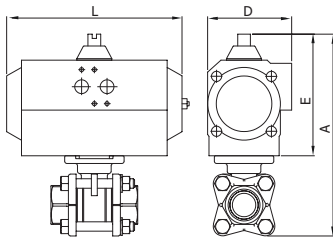
Válvula esfera 3 piezas
Características de válvula ver art. 2025/2026/2027.

3 pieces ball valve
Valve characteristics see art. 2025/2026/2027.

Actuador GNP / GNP actuator



| GNP | | | | | |
|--------|----------|-------|-------|-----|-------|
| MED. | MOD. ACT | A | E | L | D |
| 1/4" | GNP-14 | 136 | 80 | 122 | 65 |
| 3/8" | GNP-14 | 136 | 80 | 122 | 65 |
| 1/2" | GNP-14 | 169 | 80 | 122 | 65 |
| 3/4" | GNP-14 | 178 | 80 | 122 | 65 |
| 1" | GNP-14 | 183 | 80 | 122 | 65 |
| 1 1/4" | GNP-44 | 207,5 | 117,5 | 168 | 83 |
| 1 1/2" | GNP-44 | 217,5 | 117,5 | 168 | 83 |
| 2" | GNP-44 | 230,5 | 117,5 | 168 | 83 |
| 2 1/2" | GNP-94 | 310,5 | 138,5 | 204 | 103 |
| 3" | GNP-94 | 331,5 | 138,5 | 204 | 103 |
| 4" | GNP-198 | 423 | 163 | 268 | 121,5 |



| GNP | | | | | |
|--------|------------|-------|-------|-----|-------|
| MED. | MOD. ACT | A | E | L | D |
| 1/4" | GNP-24/S4 | 158 | 102 | 147 | 71,5 |
| 3/8" | GNP-24/S4 | 158 | 102 | 147 | 71,5 |
| 1/2" | GNP-24/S4 | 161 | 102 | 147 | 71,5 |
| 3/4" | GNP-44/S4 | 185,5 | 117,5 | 168 | 83 |
| 1" | GNP-44/S5 | 190,5 | 117,5 | 168 | 83 |
| 1 1/4" | GNP-60/S5 | 219,5 | 129,5 | 184 | 92 |
| 1 1/2" | GNP-94/S5 | 238,5 | 138,5 | 204 | 103 |
| 2" | GNP-135/S5 | 260 | 147 | 262 | 108,5 |
| 2 1/2" | GNP-198/S4 | 335 | 163 | 268 | 121,5 |
| 3" | GNP-300/S5 | 378 | 185 | 296 | 142 |
| 4" | GNP-513/S5 | 461,5 | 201,5 | 390 | 152 |

| GNP Doble efecto / GNP Double acting | | | | |
|---------------------------------------|--------|------------|--------|---------|
| 5025 02 120 | 1/4" | GNP-14 | 1,190 | 113,80 |
| 5025 03 120 | 3/8" | GNP-14 | 1,180 | 113,80 |
| 5025 04 122 | 1/2" | GNP-14 | 1,240 | 115,79 |
| 5025 05 122 | 3/4" | GNP-14 | 1,620 | 119,87 |
| 5025 06 122 | 1" | GNP-14 | 1,820 | 126,75 |
| 5025 07 128 | 1 1/4" | GNP-44 | 3,920 | 181,63 |
| 5025 08 128 | 1 1/2" | GNP-44 | 4,450 | 201,23 |
| 5025 09 128 | 2" | GNP-44 | 5,570 | 234,48 |
| 5025 10 142 | 2 1/2" | GNP-94 | 11,800 | 465,55 |
| 5025 11 142 | 3" | GNP-94 | 15,700 | 558,02 |
| 5025 12 150 | 4" | GNP-198 | 27,250 | 930,32 |
| GNP Simple efecto / GNP Spring return | | | | |
| 5025 02 124 | 1/4" | GNP-24/S4 | 1,900 | 129,10 |
| 5025 03 124 | 3/8" | GNP-24/S4 | 1,900 | 129,10 |
| 5025 04 126 | 1/2" | GNP-24/S4 | 1,930 | 162,03 |
| 5025 05 132 | 3/4" | GNP-44/S4 | 3,000 | 173,66 |
| 5025 06 136 | 1" | GNP-44/S5 | 3,220 | 189,07 |
| 5025 07 140 | 1 1/4" | GNP-60/S5 | 4,650 | 243,87 |
| 5025 08 144 | 1 1/2" | GNP-94/S5 | 6,060 | 289,26 |
| 5025 09 148 | 2" | GNP-135/S5 | 8,980 | 347,81 |
| 5025 10 152 | 2 1/2" | GNP-198/S4 | 15,200 | 575,49 |
| 5025 11 160 | 3" | GNP-300/S5 | 22,790 | 786,57 |
| 5025 12 164 | 4" | GNP-513/S5 | 35,750 | 1172,66 |

CÓDIGO MEDIDA TIPO ACT. PESO P.V.P. €
CODE SIZE ACT. TYPE WEIGHT PRICE €

Ref. 5029



Válvula esfera 2 piezas

Características de válvula ver art. 3023 hasta 2" y ver art. 3029 de 2 1/2" a 4".

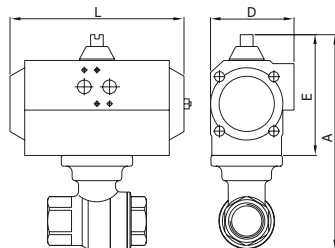
2 pieces ball valve

Valve characteristics see art. 3023 until 2" and see art. 3029 from 2 1/2" to 4".

Actuador GNP / GNP actuator

| GNP | | | | | |
|--------|----------|-------|-------|-----|-------|
| MED. | MOD. ACT | A | E | L | D |
| 1/2" | GNP-14 | 123 | 80 | 122 | 65 |
| 3/4" | GNP-14 | 130 | 80 | 122 | 65 |
| 1" | GNP-14 | 137 | 80 | 122 | 65 |
| 1 1/4" | GNP-44 | 187,5 | 117,5 | 168 | 83 |
| 1 1/2" | GNP-44 | 198,5 | 117,5 | 168 | 83 |
| 2" | GNP-44 | 216,5 | 117,5 | 168 | 83 |
| 2 1/2" | GNP-94 | 296,5 | 138,5 | 204 | 105 |
| 3" | GNP-135 | 331 | 147 | 262 | 108,5 |
| 4" | GNP-300 | 410 | 185 | 296 | 142 |

| GNP | | | | | |
|--------|-------------|-------|-------|-----|------|
| MED. | MOD. ACT | A | E | L | D |
| 1/2" | GNP-24/S4 | 145 | 102 | 147 | 71,5 |
| 3/4" | GNP-24/S4 | 152 | 102 | 147 | 71,5 |
| 1" | GNP-44/S4 | 174,5 | 117,5 | 168 | 83 |
| 1 1/4" | GNP-44/S4 | 187,5 | 117,5 | 168 | 83 |
| 1 1/2" | GNP-60/S5 | 200,5 | 119,5 | 184 | 95 |
| 2" | GNP-94/S5 | 228 | 129 | 204 | 103 |
| 2 1/2" | GNP-300/S5 | 349 | 185 | 296 | 142 |
| 3" | GNP-513/S5 | 385,5 | 201,5 | 390 | 152 |
| 4" | GNP-1280/S5 | 480 | 260 | 525 | 206 |



| GNP Doble efecto / GNP Double acting | | | | |
|---------------------------------------|--------|-------------|--------|---------|
| 5029 04 120 | 1/2" | GNP-14 | 1,016 | 118,65 |
| 5029 05 120 | 3/4" | GNP-14 | 1,089 | 123,31 |
| 5029 06 122 | 1" | GNP-14 | 1,282 | 131,00 |
| 5029 07 128 | 1 1/4" | GNP-44 | 2,850 | 176,57 |
| 5029 08 128 | 1 1/2" | GNP-44 | 3,167 | 184,69 |
| 5029 09 128 | 2" | GNP-44 | 3,711 | 218,98 |
| 5029 10 142 | 2 1/2" | GNP-94 | 6,950 | 385,47 |
| 5029 11 146 | 3" | GNP-135 | 10,100 | 464,65 |
| 5029 12 158 | 4" | GNP-300 | 18,830 | 635,65 |
| GNP Simple efecto / GNP Spring return | | | | |
| 5029 04 124 | 1/2" | GNP-24/S4 | 1,716 | 130,67 |
| 5029 05 124 | 3/4" | GNP-24/S4 | 1,784 | 135,33 |
| 5029 06 134 | 1" | GNP-44/S4 | 2,682 | 165,37 |
| 5029 07 132 | 1 1/4" | GNP-44/S4 | 2,950 | 198,18 |
| 5029 08 140 | 1 1/2" | GNP-60/S5 | 3,967 | 235,13 |
| 5029 09 144 | 2" | GNP-94/S5 | 5,211 | 295,22 |
| 5029 10 160 | 2 1/2" | GNP-300/S5 | 14,050 | 591,71 |
| 5029 11 164 | 3" | GNP-513/S5 | 19,500 | 798,55 |
| 5029 12 172 | 4" | GNP-1280/S5 | 54,650 | 1399,57 |

Ref. 5070



Válvula de esfera 3 vías "L"

Características de válvula ver art. 3272E

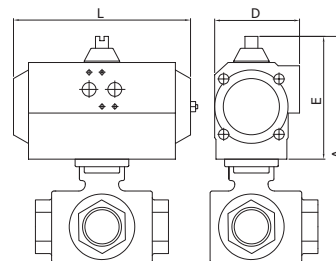
"L" 3 ways ball valve

Valve characteristics see art. 3272E

Actuador GNP / GNP actuator

| GNP | | | | | |
|------|----------|-----|-----|-----|------|
| MED. | MOD. ACT | A | E | L | D |
| 1/2" | GNP-14 | 131 | 80 | 122 | 65 |
| 3/4" | GNP-14 | 140 | 80 | 122 | 65 |
| 1" | GNP-24 | 172 | 102 | 147 | 71,5 |

| GNP | | | | | |
|------|-----------|-----|-------|-----|------|
| MED. | MOD. ACT | A | E | L | D |
| 1/2" | GNP-24/S4 | 153 | 102 | 147 | 71,5 |
| 3/4" | GNP-44/S4 | 177 | 117,5 | 168 | 83 |
| 1" | GNP-44/S4 | 188 | 117,5 | 168 | 83 |



| GNP Doble efecto / GNP Double acting | | | | |
|---------------------------------------|------|-----------|-------|--------|
| 5070 04 120 | 1/2" | GNP-14 | 1,280 | 121,20 |
| 5070 05 122 | 3/4" | GNP-14 | 1,540 | 130,95 |
| 5070 06 125 | 1" | GNP-24 | 2,360 | 166,21 |
| GNP Simple efecto / GNP Spring return | | | | |
| 5070 04 124 | 1/2" | GNP-24/S4 | 1,980 | 140,20 |
| 5070 05 134 | 3/4" | GNP-44/S4 | 2,940 | 173,34 |
| 5070 06 134 | 1" | GNP-44/S4 | 3,300 | 193,96 |

Ref. 5080



Válvula esfera 3 vías "T"

Características de válvula ver art. 3282E

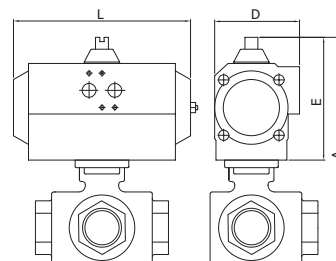
"T" 3 ways ball valve

Valve characteristics see art. 3282E

Actuador GNP / GNP actuator

| GNP | | | | | |
|------|----------|-----|-----|-----|------|
| MED. | MOD. ACT | A | E | L | D |
| 1/2" | GNP-14 | 131 | 80 | 122 | 65 |
| 3/4" | GNP-14 | 140 | 80 | 122 | 65 |
| 1" | GNP-24 | 172 | 102 | 147 | 71,5 |

| GNP | | | | | |
|------|-----------|-----|-------|-----|------|
| MED. | MOD. ACT | A | E | L | D |
| 1/2" | GNP-24/S4 | 153 | 102 | 147 | 71,5 |
| 3/4" | GNP-44/S4 | 177 | 117,5 | 168 | 83 |
| 1" | GNP-44/S4 | 188 | 117,5 | 168 | 83 |



| GNP Doble efecto / GNP Double acting | | | | |
|---------------------------------------|------|-----------|-------|--------|
| 5080 04 120 | 1/2" | GNP-14 | 1,243 | 121,20 |
| 5080 05 122 | 3/4" | GNP-14 | 1,482 | 130,95 |
| 5080 06 125 | 1" | GNP-24 | 2,280 | 166,71 |
| GNP Simple efecto / GNP Spring return | | | | |
| 5080 04 124 | 1/2" | GNP-24/S4 | 1,943 | 140,20 |
| 5080 05 134 | 3/4" | GNP-44/S4 | 2,880 | 173,34 |
| 5080 06 134 | 1" | GNP-44/S4 | 3,217 | 193,96 |

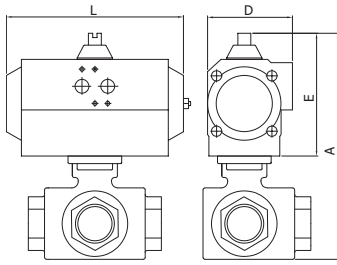
| CÓDIGO CODE | MEDIDA SIZE | TIPO ACT. ACT. TYPE | PESO WEIGHT | P.V.P. € PRICE € |
|----------------|----------------|------------------------|----------------|---------------------|
|----------------|----------------|------------------------|----------------|---------------------|

Ref. 5040

Válvula esfera 3 vías "L"
Características de válvula ver art. 2040.

"L" 3 ways ball valve
Valve characteristics see art. 2040.

Actuador GNP / GNP actuator



| GNP | | | | | |
|--------|----------|-------|-------|-----|-----|
| MED. | MOD. ACT | A | E | L | D |
| 1/4" | GNP-14 | 142 | 80 | 122 | 65 |
| 3/8" | GNP-14 | 142 | 80 | 122 | 65 |
| 1/2" | GNP-14 | 142 | 80 | 122 | 65 |
| 3/4" | GNP-14 | 151,5 | 80 | 122 | 65 |
| 1" | GNP-44 | 203,5 | 117,5 | 168 | 83 |
| 1 1/4" | GNP-44 | 218 | 117,5 | 168 | 83 |
| 1 1/2" | GNP-44 | 230,5 | 117,5 | 168 | 83 |
| 2" | GNP-60 | 260 | 129,5 | 184 | 92 |
| 2 1/2" | GNP-94 | 289 | 139 | 204 | 103 |

| GNP | | | | | |
|--------|------------|-------|-------|-----|------|
| MED. | MOD. ACT | A | E | L | D |
| 1/4" | GNP-24/S4 | 164 | 102 | 147 | 71,5 |
| 3/8" | GNP-24/S4 | 164 | 102 | 147 | 71,5 |
| 1/2" | GNP-24/S4 | 164 | 102 | 147 | 71,5 |
| 3/4" | GNP-44/S4 | 189 | 117,5 | 168 | 83 |
| 1" | GNP-44/S4 | 203,5 | 117,5 | 168 | 83 |
| 1 1/4" | GNP-60/S5 | 230 | 129,5 | 184 | 92 |
| 1 1/2" | GNP-94/S5 | 251,5 | 138,5 | 204 | 103 |
| 2" | GNP-198/S4 | 293,5 | 163 | 268 | 122 |
| 2 1/2" | GNP-198/S6 | 313 | 163 | 268 | 122 |

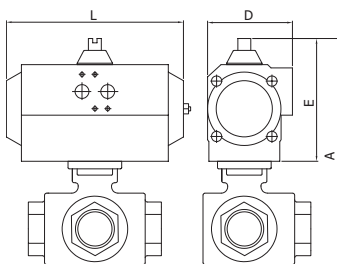
| GNP Doble efecto / GNP Double acting | | | | |
|---------------------------------------|--------|------------|--------|--------|
| 5040 02 122 | 1/4" | GNP-14 | 1,660 | 163,36 |
| 5040 03 122 | 3/8" | GNP-14 | 1,650 | 163,36 |
| 5040 04 122 | 1/2" | GNP-14 | 1,700 | 164,77 |
| 5040 05 122 | 3/4" | GNP-14 | 1,800 | 176,67 |
| 5040 06 128 | 1" | GNP-44 | 4,060 | 223,65 |
| 5040 07 128 | 1 1/4" | GNP-44 | 5,030 | 283,40 |
| 5040 08 128 | 1 1/2" | GNP-44 | 5,980 | 322,02 |
| 5040 09 138 | 2" | GNP-60 | 9,750 | 454,56 |
| 5040 10 142 | 2 1/2" | GNP-94 | 12,100 | 766,94 |
| GNP Simple efecto / GNP Spring return | | | | |
| 5040 02 126 | 1/4" | GNP-24/S4 | 2,315 | 177,80 |
| 5040 03 126 | 3/8" | GNP-24/S4 | 2,305 | 177,80 |
| 5040 04 126 | 1/2" | GNP-24/S4 | 2,355 | 179,35 |
| 5040 05 132 | 3/4" | GNP-44/S4 | 3,050 | 220,82 |
| 5040 06 132 | 1" | GNP-44/S4 | 3,940 | 237,00 |
| 5040 07 140 | 1 1/4" | GNP-60/S5 | 5,350 | 331,51 |
| 5040 08 144 | 1 1/2" | GNP-94/S5 | 7,520 | 398,25 |
| 5040 09 152 | 2" | GNP-198/S4 | 12,680 | 561,15 |
| 5040 10 156 | 2 1/2" | GNP-198/S6 | 15,580 | 905,34 |

Ref. 5041

Válvula esfera 3 vías "T"
Características de válvula ver art. 2041.

"T" 3 ways ball valve
Valve characteristics see art. 2041.

Actuador GNP / GNP actuator



| GNP | | | | | |
|--------|----------|-------|-------|-----|-----|
| MED. | MOD. ACT | A | E | L | D |
| 1/4" | GNP-14 | 142 | 80 | 122 | 65 |
| 3/8" | GNP-14 | 142 | 80 | 122 | 65 |
| 1/2" | GNP-14 | 142 | 80 | 122 | 65 |
| 3/4" | GNP-14 | 151,5 | 80 | 122 | 65 |
| 1" | GNP-44 | 203,5 | 117,5 | 168 | 83 |
| 1 1/4" | GNP-44 | 218 | 117,5 | 168 | 83 |
| 1 1/2" | GNP-44 | 230,5 | 117,5 | 168 | 83 |
| 2" | GNP-60 | 260 | 129,5 | 184 | 92 |
| 2 1/2" | GNP-94 | 289 | 139 | 204 | 103 |

| GNP | | | | | |
|--------|------------|-------|-------|-----|------|
| MED. | MOD. ACT | A | E | L | D |
| 1/4" | GNP-24/S4 | 164 | 102 | 147 | 71,5 |
| 3/8" | GNP-24/S4 | 164 | 102 | 147 | 71,5 |
| 1/2" | GNP-24/S4 | 164 | 102 | 147 | 71,5 |
| 3/4" | GNP-44/S4 | 189 | 117,5 | 168 | 83 |
| 1" | GNP-44/S4 | 203,5 | 117,5 | 168 | 83 |
| 1 1/4" | GNP-60/S5 | 230 | 129,5 | 184 | 92 |
| 1 1/2" | GNP-94/S5 | 251,5 | 138,5 | 204 | 103 |
| 2" | GNP-198/S4 | 293,5 | 163 | 268 | 122 |
| 2 1/2" | GNP-198/S6 | 313 | 163 | 268 | 122 |

| GNP Doble efecto / GNP Double acting | | | | |
|---------------------------------------|--------|------------|--------|--------|
| 5041 02 122 | 1/4" | GNP-14 | 1,660 | 163,36 |
| 5041 03 122 | 3/8" | GNP-14 | 1,650 | 163,36 |
| 5041 04 122 | 1/2" | GNP-14 | 1,700 | 164,77 |
| 5041 05 122 | 3/4" | GNP-14 | 1,800 | 176,67 |
| 5041 06 128 | 1" | GNP-44 | 4,060 | 223,65 |
| 5041 07 128 | 1 1/4" | GNP-44 | 5,030 | 283,40 |
| 5041 08 128 | 1 1/2" | GNP-44 | 5,980 | 322,02 |
| 5041 09 138 | 2" | GNP-60 | 9,750 | 454,56 |
| 5041 10 142 | 2 1/2" | GNP-94 | 12,100 | 766,94 |
| GNP Simple efecto / GNP Spring return | | | | |
| 5041 02 126 | 1/4" | GNP-24/S4 | 2,315 | 177,80 |
| 5041 03 126 | 3/8" | GNP-24/S4 | 2,305 | 177,80 |
| 5041 04 126 | 1/2" | GNP-24/S4 | 2,355 | 179,35 |
| 5041 05 132 | 3/4" | GNP-44/S4 | 3,050 | 220,82 |
| 5041 06 132 | 1" | GNP-44/S4 | 3,940 | 237,00 |
| 5041 07 140 | 1 1/4" | GNP-60/S5 | 5,350 | 331,51 |
| 5041 08 144 | 1 1/2" | GNP-94/S5 | 7,520 | 398,25 |
| 5041 09 152 | 2" | GNP-198/S4 | 12,680 | 561,15 |
| 5041 10 156 | 2 1/2" | GNP-198/S6 | 15,580 | 905,34 |

CÓDIGO MEDIDA TIPO ACT. PESO P.V.P. €
CODE SIZE ACT. TYPE WEIGHT PRICE €

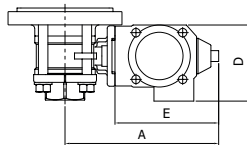
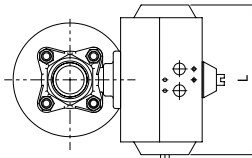
Ref. 5052

NEW

Válvula esfera paso total fondo de cubas
Características de válvula ver art. 2052.

*Tank bottom full bore ball valve
Valve characteristics see art. 2052.*

Actuador GNP / GNP actuator



| GNP | | | | | |
|--------|----------|-----|-----|-----|-------|
| MED. | MOD. ACT | A | E | L | D |
| 1/2" | GNP-14 | 163 | 90 | 122 | 65 |
| 3/4" | GNP-14 | 174 | 90 | 122 | 65 |
| 1" | GNP-14 | 181 | 90 | 122 | 65 |
| 1 1/4" | GNP-44 | 227 | 118 | 168 | 83 |
| 1 1/2" | GNP-44 | 242 | 118 | 168 | 83 |
| 2" | GNP-44 | 260 | 118 | 168 | 83 |
| 2 1/2" | GNP-94 | 333 | 139 | 204 | 103 |
| 3" | GNP-94 | 351 | 139 | 204 | 103 |
| 4" | GNP-198 | 409 | 163 | 268 | 121,5 |

| GNP | | | | | |
|--------|------------|-------|-------|-----|-------|
| MED. | MOD. ACT | A | E | L | D |
| 1/2" | GNP-24/S4 | 175 | 102 | 147 | 71,5 |
| 3/4" | GNP-44/S4 | 202 | 117,5 | 168 | 83 |
| 1" | GNP-44/S5 | 209 | 117,5 | 168 | 83 |
| 1 1/4" | GNP-60/S5 | 238,5 | 129,5 | 184 | 92 |
| 1 1/2" | GNP-94/S5 | 263 | 138,5 | 204 | 103 |
| 2" | GNP-135/S5 | 289 | 147 | 262 | 108,5 |
| 2 1/2" | GNP-198/S4 | 357 | 163 | 268 | 121,5 |
| 3" | GNP-300/S5 | 397,5 | 185 | 296 | 142 |
| 4" | GNP-513/S5 | 447,5 | 201,5 | 390 | 152 |

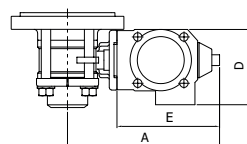
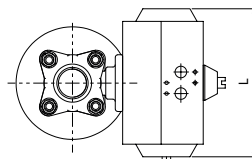
| GNP Doble efecto / GNP Double acting | | | | |
|---------------------------------------|--------|------------|--------|---------|
| 5052 04 122 | 1/2" | GNP-14 | 1,580 | 279,53 |
| 5052 05 122 | 3/4" | GNP-14 | 2,050 | 303,51 |
| 5052 06 122 | 1" | GNP-14 | 2,360 | 339,79 |
| 5052 07 128 | 1 1/4" | GNP-44 | 4,550 | 531,77 |
| 5052 08 128 | 1 1/2" | GNP-44 | 5,380 | 552,31 |
| 5052 09 128 | 2" | GNP-44 | 6,650 | 685,53 |
| 5052 10 142 | 2 1/2" | GNP-94 | 13,500 | 1029,20 |
| 5052 11 142 | 3" | GNP-94 | 16,700 | 1258,42 |
| 5052 12 150 | 4" | GNP-198 | 27,700 | 1805,55 |
| GNP Simple efecto / GNP Spring Return | | | | |
| 5052 04 126 | 1/2" | GNP-24/S4 | 2,190 | 325,77 |
| 5052 05 132 | 3/4" | GNP-44/S4 | 3,300 | 357,30 |
| 5052 06 136 | 1" | GNP-44/S5 | 3,650 | 402,11 |
| 5052 07 140 | 1 1/4" | GNP-60/S5 | 5,500 | 594,01 |
| 5052 08 144 | 1 1/2" | GNP-94/S5 | 6,950 | 640,34 |
| 5052 09 148 | 2" | GNP-135/S5 | 9,950 | 798,86 |
| 5052 10 152 | 2 1/2" | GNP-198/S4 | 17,000 | 1162,42 |
| 5052 11 160 | 3" | GNP-300/S5 | 24,000 | 1486,97 |
| 5052 12 164 | 4" | GNP-513/S5 | 37,600 | 2047,89 |

Ref. 5053

NEW

Válvula esfera paso total fondo de cubas
Características de válvula ver art. 2053.

*Tank bottom full bore ball valve
Valve characteristics see art. 2053.*



| GNP | | | | | |
|--------|----------|-----|-----|-----|-------|
| MED. | MOD. ACT | A | E | L | D |
| 1/2" | GNP-14 | 163 | 90 | 122 | 65 |
| 3/4" | GNP-14 | 174 | 90 | 122 | 65 |
| 1" | GNP-14 | 181 | 90 | 122 | 65 |
| 1 1/4" | GNP-44 | 227 | 118 | 168 | 83 |
| 1 1/2" | GNP-44 | 242 | 118 | 168 | 83 |
| 2" | GNP-44 | 260 | 118 | 168 | 83 |
| 2 1/2" | GNP-94 | 333 | 139 | 204 | 103 |
| 3" | GNP-94 | 351 | 139 | 204 | 103 |
| 4" | GNP-198 | 409 | 163 | 268 | 121,5 |

| GNP | | | | | |
|--------|------------|-------|-------|-----|-------|
| MED. | MOD. ACT | A | E | L | D |
| 1/2" | GNP-24/S4 | 175 | 102 | 147 | 71,5 |
| 3/4" | GNP-44/S4 | 202 | 117,5 | 168 | 83 |
| 1" | GNP-44/S5 | 209 | 117,5 | 168 | 83 |
| 1 1/4" | GNP-60/S5 | 238,5 | 129,5 | 184 | 92 |
| 1 1/2" | GNP-94/S5 | 263 | 138,5 | 204 | 103 |
| 2" | GNP-135/S5 | 289 | 147 | 262 | 108,5 |
| 2 1/2" | GNP-198/S4 | 357 | 163 | 268 | 121,5 |
| 3" | GNP-300/S5 | 397,5 | 185 | 296 | 142 |
| 4" | GNP-513/S5 | 447,5 | 201,5 | 390 | 152 |

| GNP Doble efecto / GNP Double acting | | | | |
|---------------------------------------|--------|------------|--------|---------|
| 5053 04 122 | 1/2" | GNP-14 | 1,580 | 279,53 |
| 5053 05 122 | 3/4" | GNP-14 | 2,040 | 303,51 |
| 5053 06 122 | 1" | GNP-14 | 2,340 | 339,79 |
| 5053 07 128 | 1 1/4" | GNP-44 | 4,550 | 531,77 |
| 5053 08 128 | 1 1/2" | GNP-44 | 5,380 | 552,31 |
| 5053 09 128 | 2" | GNP-44 | 6,650 | 685,53 |
| 5053 10 142 | 2 1/2" | GNP-94 | 13,420 | 1029,20 |
| 5053 11 142 | 3" | GNP-94 | 16,700 | 1258,42 |
| 5053 12 150 | 4" | GNP-198 | 27,700 | 1805,55 |
| GNP Simple efecto / GNP Spring Return | | | | |
| 5053 04 126 | 1/2" | GNP-24/S4 | 2,190 | 325,77 |
| 5053 05 132 | 3/4" | GNP-44/S4 | 3,290 | 357,30 |
| 5053 06 136 | 1" | GNP-44/S5 | 3,630 | 402,11 |
| 5053 07 140 | 1 1/4" | GNP-60/S5 | 5,500 | 594,01 |
| 5053 08 144 | 1 1/2" | GNP-94/S5 | 6,950 | 640,34 |
| 5053 09 148 | 2" | GNP-135/S5 | 9,950 | 798,86 |
| 5053 10 152 | 2 1/2" | GNP-198/S4 | 16,920 | 1162,42 |
| 5053 11 160 | 3" | GNP-300/S5 | 24,000 | 1486,97 |
| 5053 12 164 | 4" | GNP-513/S5 | 37,600 | 2047,89 |

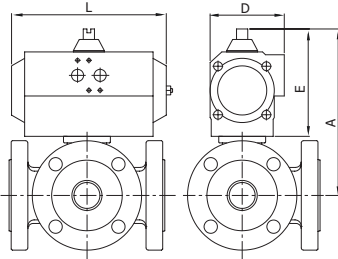
| CÓDIGO CODE | MEDIDA SIZE | TIPO ACT. ACT. TYPE | PESO WEIGHT | P.V.P. € PRICE € |
|----------------|----------------|------------------------|----------------|---------------------|
|----------------|----------------|------------------------|----------------|---------------------|

Ref. **5540**

Válvula esfera 3 vías bridada "L"
Características de válvula ver art. 2540.

"L" ways ball valve with flanges
Valve characteristics see art. 2540.

Actuador GNP / GNP actuator



| GNP | | | | | |
|--------|----------|-------|-------|-----|-------|
| MED. | MOD. ACT | A | E | L | D |
| 1" | GNP-44 | 187,5 | 117,5 | 168 | 83 |
| 1 1/4" | GNP-44 | 194,5 | 117,5 | 168 | 83 |
| 1 1/2" | GNP-60 | 193,5 | 129,5 | 184 | 92 |
| 2" | GNP-94 | 230,5 | 138,5 | 204 | 103 |
| 2 1/2" | GNP-135 | 235 | 147 | 262 | 108,5 |
| 3" | GNP-198 | 282 | 163 | 268 | 121,5 |
| 4" | GNP-513 | 351,5 | 201,5 | 390 | 152 |

| GNP | | | | | |
|--------|-------------|-------|-------|-----|-------|
| MED. | MOD. ACT | A | E | L | D |
| 1" | GNP-94/S5 | 208,5 | 138,5 | 204 | 103 |
| 1 1/4" | GNP-135/S5 | 224 | 147 | 262 | 108,5 |
| 1 1/2" | GNP-198/S4 | 249 | 163 | 268 | 121,5 |
| 2" | GNP-300/S5 | 277 | 185 | 296 | 142 |
| 2 1/2" | GNP-513/S5 | 308,5 | 201,5 | 390 | 152 |
| 3" | GNP-800/S5 | 346 | 227 | 454 | 174 |
| 4" | GNP-1280/S5 | 410 | 260 | 525 | 206 |

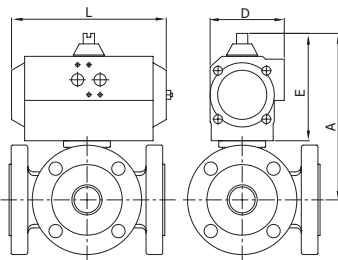
| GNP Doble efecto / GNP Double acting | | | | |
|---------------------------------------|--------|-------------|---------|----------------|
| 5540 06 128 | 1" | GNP-44 | 9,900 | 699,75 |
| 5540 07 128 | 1 1/4" | GNP-44 | 13,700 | 849,35 |
| 5540 08 138 | 1 1/2" | GNP-60 | 17,400 | 1104,49 |
| 5540 09 142 | 2" | GNP-94 | 23,000 | 1448,03 |
| 5540 10 146 | 2 1/2" | GNP-135 | 34,700 | 2423,01 |
| 5540 11 150 | 3" | GNP-198 | 47,900 | 3285,09 |
| 5540 12 162 | 4" | GNP-513 | 72,300 | 4679,27 |
| GNP Simple efecto / GNP Spring return | | | | |
| 5540 06 144 | 1" | GNP-94/S5 | 11,400 | 775,99 |
| 5540 07 148 | 1 1/4" | GNP-135/S5 | 17,140 | 962,81 |
| 5540 08 152 | 1 1/2" | GNP-198/S4 | 21,400 | 1243,39 |
| 5540 09 160 | 2" | GNP-300/S5 | 30,100 | 1663,01 |
| 5540 10 164 | 2 1/2" | GNP-513/S5 | 44,100 | 2779,23 |
| 5540 11 168 | 3" | GNP-800/S5 | 65,300 | 3776,82 |
| 5540 12 172 | 4" | GNP-1280/S5 | 106,400 | 5263,70 |

Ref. **5541**

Válvula esfera 3 vías bridada "T"
Características de válvula ver art. 2541.

"T" 3 ways ball valve with flanges
Valve characteristics see art. 2541.

Actuador GNP / GNP actuator



| GNP | | | | | |
|--------|----------|-------|-------|-----|-------|
| MED. | MOD. ACT | A | E | L | D |
| 1" | GNP-44 | 187,5 | 117,5 | 168 | 83 |
| 1 1/4" | GNP-44 | 194,5 | 117,5 | 168 | 83 |
| 1 1/2" | GNP-60 | 193,5 | 129,5 | 184 | 92 |
| 2" | GNP-94 | 230,5 | 138,5 | 204 | 103 |
| 2 1/2" | GNP-135 | 235 | 147 | 262 | 108,5 |
| 3" | GNP-198 | 282 | 163 | 268 | 121,5 |
| 4" | GNP-513 | 351,5 | 201,5 | 390 | 152 |

| GNP | | | | | |
|--------|-------------|-------|-------|-----|-------|
| MED. | MOD. ACT | A | E | L | D |
| 1" | GNP-94/S5 | 208,5 | 138,5 | 204 | 103 |
| 1 1/4" | GNP-135/S5 | 224 | 147 | 262 | 108,5 |
| 1 1/2" | GNP-198/S4 | 249 | 163 | 268 | 121,5 |
| 2" | GNP-300/S5 | 277 | 185 | 296 | 142 |
| 2 1/2" | GNP-513/S5 | 308,5 | 201,5 | 390 | 152 |
| 3" | GNP-800/S5 | 346 | 227 | 454 | 174 |
| 4" | GNP-1280/S5 | 410 | 260 | 525 | 206 |

| GNP Doble efecto / GNP Double acting | | | | |
|---------------------------------------|--------|-------------|---------|----------------|
| 5541 06 128 | 1" | GNP-44 | 9,900 | 670,15 |
| 5541 07 128 | 1 1/4" | GNP-44 | 13,700 | 799,05 |
| 5541 08 138 | 1 1/2" | GNP-60 | 17,400 | 1051,45 |
| 5541 09 142 | 2" | GNP-94 | 23,000 | 1365,03 |
| 5541 10 146 | 2 1/2" | GNP-135 | 34,700 | 2363,25 |
| 5541 11 150 | 3" | GNP-198 | 47,900 | 3380,36 |
| 5541 12 162 | 4" | GNP-513 | 72,300 | 4373,51 |
| GNP Simple efecto / GNP Spring return | | | | |
| 5541 06 144 | 1" | GNP-94/S5 | 11,400 | 759,16 |
| 5541 07 148 | 1 1/4" | GNP-135/S5 | 17,140 | 895,12 |
| 5541 08 152 | 1 1/2" | GNP-198/S4 | 21,400 | 1205,38 |
| 5541 09 160 | 2" | GNP-300/S5 | 30,100 | 1545,12 |
| 5541 10 164 | 2 1/2" | GNP-513/S5 | 44,100 | 2605,52 |
| 5541 11 168 | 3" | GNP-800/S5 | 65,300 | 3705,88 |
| 5541 12 172 | 4" | GNP-1280/S5 | 106,400 | 4707,72 |

CÓDIGO MEDIDA TIPO ACT. PESO P.V.P. €
CODE SIZE ACT. TYPE WEIGHT PRICE €

Ref. 5525



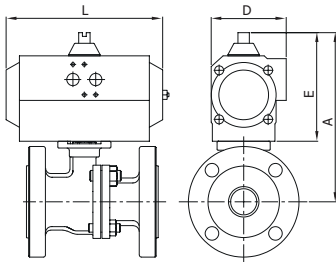
Válvula esfera 2 piezas bridada
Características de válvula ver art. 2525.

2 pieces full bore ball valve
Valve characteristics see art. 2525.

Actuador Gen-Air / Gen-Air actuator

| GN | | | | | |
|--------|----------|-----|-----|-----|-----|
| MED. | MOD. ACT | A | E | L | D |
| 1/2" | GN-15 | 160 | 111 | 165 | 81 |
| 3/4" | GN-15 | 165 | 111 | 165 | 81 |
| 1" | GN-15 | 171 | 111 | 165 | 81 |
| 1 1/4" | GN-15 | 184 | 111 | 165 | 81 |
| 1 1/2" | GN-15 | 189 | 111 | 165 | 81 |
| 2" | GN-20 | 214 | 128 | 177 | 96 |
| 2 1/2" | GN-20 | 226 | 128 | 177 | 96 |
| 3" | GN-25 | 241 | 128 | 239 | 96 |
| 4" | GN-35 | 320 | 184 | 246 | 131 |
| 5" | GN-40 | 384 | 184 | 290 | 131 |
| 6" | GN-45 | 448 | 198 | 351 | 145 |
| 8" | GN-55 | 632 | 232 | 418 | 181 |

| GN | | | | | |
|--------|----------|-----|-----|-----|-----|
| MED. | MOD. ACT | A | E | L | D |
| 1/2" | GN-15/S3 | 160 | 111 | 165 | 81 |
| 3/4" | GN-15/S4 | 160 | 111 | 165 | 81 |
| 1" | GN-20/S3 | 188 | 128 | 177 | 96 |
| 1 1/4" | GN-20/S4 | 201 | 128 | 177 | 96 |
| 1 1/2" | GN-25/S4 | 206 | 128 | 239 | 96 |
| 2" | GN-30/S4 | 233 | 147 | 230 | 114 |
| 2 1/2" | GN-35/S3 | 282 | 184 | 246 | 131 |
| 3" | GN-40/S4 | 297 | 184 | 290 | 131 |
| 4" | GN-45/S4 | 334 | 198 | 351 | 145 |
| 5" | GN-55/S4 | 432 | 232 | 418 | 181 |
| 6" | GN-55/S5 | 482 | 232 | 418 | 181 |
| 8" | GN-65/S5 | 687 | 287 | 502 | 230 |



| Gen-Air Doble efecto / Gen-Air Double acting | | | | |
|--|--------|-------|---------|---------|
| 5525 04 62 | 1/2" | GN-15 | 4,030 | 175,92 |
| 5525 05 63 | 3/4" | GN-15 | 4,630 | 183,49 |
| 5525 06 63 | 1" | GN-15 | 5,630 | 192,30 |
| 5525 07 63 | 1 1/4" | GN-15 | 7,130 | 205,56 |
| 5525 08 63 | 1 1/2" | GN-15 | 8,630 | 231,33 |
| 5525 09 64 | 2" | GN-20 | 12,070 | 296,13 |
| 5525 10 64 | 2 1/2" | GN-20 | 15,370 | 357,93 |
| 5525 11 65 | 3" | GN-25 | 20,700 | 433,94 |
| 5525 12 67 | 4" | GN-35 | 29,680 | 611,25 |
| 5525 13 68 | 5" | GN-40 | 54,530 | 1372,82 |
| 5525 14 69 | 6" | GN-45 | 74,960 | 1836,43 |
| 5525 16 84 | 8" | GN-55 | 110,080 | 3371,54 |

| Gen-Air Simple efecto / Gen-Air Spring return | | | | |
|---|--------|----------|---------|---------|
| 5525 04 73 | 1/2" | GN-15/S3 | 4,220 | 191,80 |
| 5525 05 74 | 3/4" | GN-15/S4 | 4,820 | 204,68 |
| 5525 06 75 | 1" | GN-20/S3 | 7,050 | 237,39 |
| 5525 07 76 | 1 1/4" | GN-20/S4 | 8,550 | 261,34 |
| 5525 08 77 | 1 1/2" | GN-25/S4 | 11,280 | 306,25 |
| 5525 09 78 | 2" | GN-30/S4 | 14,770 | 359,16 |
| 5525 10 79 | 2 1/2" | GN-35/S3 | 21,520 | 486,94 |
| 5525 11 80 | 3" | GN-40/S4 | 27,410 | 595,18 |
| 5525 12 81 | 4" | GN-45/S4 | 37,120 | 754,84 |
| 5525 13 82 | 5" | GN-55/S4 | 72,500 | 1777,74 |
| 5525 14 83 | 6" | GN-55/S5 | 89,500 | 2207,04 |
| 5525 16 93 | 8" | GN-65/S5 | 140,300 | 4029,82 |

Ref. 5525



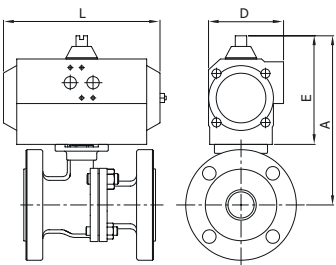
Válvula esfera 2 piezas bridada
Características de válvula ver art. 2525.

2 pieces full bore ball valve
Valve characteristics see art. 2525.

Actuador GNP / GNP actuator

| GNP | | | | | |
|--------|----------|-------|-------|-----|-------|
| MED. | MOD. ACT | A | E | L | D |
| 1/2" | GNP-44 | 166,5 | 117,5 | 168 | 83 |
| 3/4" | GNP-44 | 171,5 | 117,5 | 168 | 83 |
| 1" | GNP-44 | 177,5 | 117,5 | 168 | 83 |
| 1 1/4" | GNP-44 | 190,5 | 117,5 | 168 | 83 |
| 1 1/2" | GNP-44 | 195,5 | 117,5 | 168 | 83 |
| 2" | GNP-60 | 215,5 | 129,5 | 184 | 92 |
| 2 1/2" | GNP-94 | 236,5 | 138,5 | 204 | 103 |
| 3" | GNP-94 | 251,5 | 138,5 | 204 | 103 |
| 4" | GNP-198 | 299 | 163 | 268 | 121,5 |
| 5" | GNP-300 | 385 | 185 | 296 | 142 |
| 6" | GNP-513 | 451,5 | 201,5 | 390 | 152 |
| 8" | GNP-800 | 627 | 227 | 454 | 174 |

| GNP | | | | | |
|--------|-------------|-------|-------|-----|-------|
| MED. | MOD. ACT | A | E | L | D |
| 1/2" | GNP-24/S4 | 151 | 102 | 147 | 71,5 |
| 3/4" | GNP-44/S4 | 171,5 | 117,5 | 168 | 83 |
| 1" | GNP-60/S5 | 189,5 | 129,5 | 184 | 92 |
| 1 1/4" | GNP-60/S5 | 202,5 | 129,5 | 184 | 92 |
| 1 1/2" | GNP-94/S5 | 216,5 | 138,5 | 204 | 103 |
| 2" | GNP-135/S5 | 233 | 147 | 262 | 108,5 |
| 2 1/2" | GNP-198/S4 | 261 | 163 | 268 | 121,5 |
| 3" | GNP-300/S5 | 298 | 185 | 296 | 142 |
| 4" | GNP-513/S5 | 337,5 | 201,5 | 390 | 152 |
| 5" | GNP-1280/S5 | 460 | 260 | 525 | 206 |
| 6" | GNP-1280/S5 | 510 | 260 | 525 | 206 |
| 8" | GNP-2300/S5 | 718 | 318 | 610 | 260 |



| GNP Doble efecto / GNP Double acting | | | | |
|--------------------------------------|--------|---------|---------|---------|
| 5525 04 130 | 1/2" | GNP-44 | 4,300 | 185,39 |
| 5525 05 128 | 3/4" | GNP-44 | 4,900 | 192,96 |
| 5525 06 128 | 1" | GNP-44 | 5,900 | 214,43 |
| 5525 07 128 | 1 1/4" | GNP-44 | 7,400 | 215,85 |
| 5525 08 128 | 1 1/2" | GNP-44 | 8,900 | 242,90 |
| 5525 09 138 | 2" | GNP-60 | 11,900 | 310,94 |
| 5525 10 142 | 2 1/2" | GNP-94 | 15,750 | 375,82 |
| 5525 11 142 | 3" | GNP-94 | 20,000 | 455,65 |
| 5525 12 150 | 4" | GNP-198 | 28,000 | 641,81 |
| 5525 13 158 | 5" | GNP-300 | 54,500 | 1441,44 |
| 5525 14 162 | 6" | GNP-513 | 74,500 | 1928,25 |
| 5525 16 166 | 8" | GNP-800 | 106,900 | 3540,13 |

| GNP Simple efecto / GNP Spring return | | | | |
|---------------------------------------|--------|-------------|---------|---------|
| 5525 04 126 | 1/2" | GNP-24/S4 | 3,700 | 201,39 |
| 5525 05 132 | 3/4" | GNP-44/S4 | 5,000 | 214,28 |
| 5525 06 140 | 1" | GNP-60/S5 | 6,700 | 249,25 |
| 5525 07 140 | 1 1/4" | GNP-60/S5 | 8,200 | 274,40 |
| 5525 08 144 | 1 1/2" | GNP-94/S5 | 10,400 | 321,56 |
| 5525 09 148 | 2" | GNP-135/S5 | 14,700 | 377,11 |
| 5525 10 152 | 2 1/2" | GNP-198/S4 | 19,200 | 511,29 |
| 5525 11 160 | 3" | GNP-300/S5 | 27,100 | 624,93 |
| 5525 12 164 | 4" | GNP-513/S5 | 36,500 | 863,92 |
| 5525 13 172 | 5" | GNP-1280/S5 | 91,600 | 2076,66 |
| 5525 14 172 | 6" | GNP-1280/S5 | 108,600 | 2516,03 |
| 5525 16 178 | 8" | GNP-2300/S5 | 161,200 | 4716,66 |

Ref. **5526A**



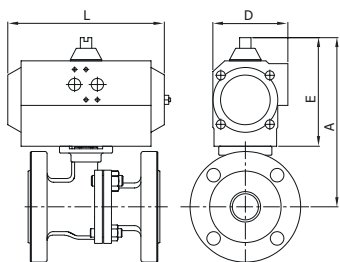
Válvula esfera 2 piezas bridada
Características de válvula ver art. 2526A.

2 pieces ball valve with flanges
Valve characteristics see art. 2526A.

Actuador Gen-Air / Gen-Air actuator

| GN | | | | | |
|--------|----------|-----|-----|-----|-----|
| MED. | MOD. ACT | A | E | L | D |
| 1/2" | GN-05 | 157 | 101 | 119 | 67 |
| 3/4" | GN-05 | 160 | 101 | 119 | 67 |
| 1" | GN-05 | 160 | 101 | 119 | 67 |
| 1 1/4" | GN-15 | 180 | 111 | 165 | 81 |
| 1 1/2" | GN-15 | 180 | 111 | 165 | 81 |
| 2" | GN-17 | 195 | 111 | 197 | 81 |
| 2 1/2" | GN-20 | 245 | 128 | 177 | 96 |
| 3" | GN-25 | 258 | 128 | 239 | 96 |
| 4" | GN-35 | 328 | 184 | 246 | 131 |
| 6" | GN-50 | 522 | 232 | 361 | 181 |

| GN | | | | | |
|--------|----------|-----|-----|-----|-----|
| MED. | MOD. ACT | A | E | L | D |
| 1/2" | GN-15/S3 | 160 | 111 | 165 | 81 |
| 3/4" | GN-15/S4 | 165 | 111 | 165 | 81 |
| 1" | GN-17/S3 | 169 | 111 | 197 | 81 |
| 1 1/4" | GN-20/S4 | 200 | 128 | 177 | 96 |
| 1 1/2" | GN-25/S4 | 205 | 128 | 239 | 96 |
| 2" | GN-30/S4 | 231 | 147 | 230 | 114 |
| 2 1/2" | GN-35/S3 | 303 | 184 | 246 | 131 |
| 3" | GN-40/S4 | 314 | 184 | 290 | 131 |
| 4" | GN-45/S4 | 343 | 198 | 351 | 145 |
| 6" | GN-55/S5 | 482 | 232 | 418 | 181 |



CÓDIGO / CODE MEDIDA / SIZE TIPO ACT. / ACT. TYPE PESO / WEIGHT P.V.P. € / PRICE €

| Gen-Air Doble efecto / Gen-Air Double acting | | | | |
|---|--------|----------|--------|----------------|
| 5526A 04 44 | 1/2" | GN-05 | 2,300 | 157,02 |
| 5526A 05 44 | 3/4" | GN-05 | 2,950 | 170,61 |
| 5526A 06 44 | 1" | GN-05 | 3,700 | 191,74 |
| 5526A 07 63 | 1 1/4" | GN-15 | 6,000 | 242,37 |
| 5526A 08 63 | 1 1/2" | GN-15 | 7,630 | 283,66 |
| 5526A 09 52 | 2" | GN-17 | 10,750 | 370,66 |
| 5526A 10 64 | 2 1/2" | GN-20 | 16,270 | 531,51 |
| 5526A 11 65 | 3" | GN-25 | 21,800 | 666,17 |
| 5526A 12 67 | 4" | GN-35 | 37,360 | 1107,36 |
| 5526A 14 97 | 6" | GN-50 | 75,400 | 2360,68 |
| Gen-Air Simple efecto / Gen-Air Spring return | | | | |
| 5526A 04 73 | 1/2" | GN-15/S3 | 3,470 | 197,18 |
| 5526A 05 74 | 3/4" | GN-15/S4 | 4,120 | 217,54 |
| 5526A 06 49 | 1" | GN-17/S3 | 5,440 | 257,89 |
| 5526A 07 76 | 1 1/4" | GN-20/S4 | 7,150 | 305,14 |
| 5526A 08 77 | 1 1/2" | GN-25/S4 | 10,280 | 370,70 |
| 5526A 09 78 | 2" | GN-30/S4 | 13,970 | 462,82 |
| 5526A 10 79 | 2 1/2" | GN-35/S3 | 22,420 | 688,96 |
| 5526A 11 80 | 3" | GN-40/S4 | 28,510 | 851,31 |
| 5526A 12 81 | 4" | GN-45/S4 | 45,520 | 1271,88 |
| 5526A 14 83 | 6" | GN-55/S5 | 82,300 | 2601,10 |

Ref. **5526A**



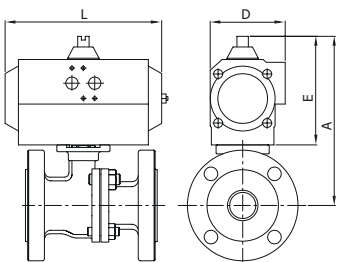
Válvula esfera 2 piezas bridada
Características de válvula ver art. 2526A.

2 pieces ball valve with flanges
Valve characteristics see art. 2526A.

Actuador GNP / GNP actuator

| GNP | | | | | |
|--------|----------|-----|-----|-----|-------|
| MED. | MOD. ACT | A | E | L | D |
| 1/2" | GNP-14 | 130 | 80 | 122 | 65 |
| 3/4" | GNP-14 | 137 | 80 | 122 | 65 |
| 1" | GNP-14 | 137 | 80 | 122 | 65 |
| 1 1/4" | GNP-44 | 189 | 118 | 168 | 83 |
| 1 1/2" | GNP-44 | 201 | 118 | 168 | 83 |
| 2" | GNP-44 | 201 | 118 | 168 | 83 |
| 2 1/2" | GNP-94 | 258 | 139 | 204 | 103 |
| 3" | GNP-94 | 268 | 139 | 204 | 103 |
| 4" | GNP-198 | 308 | 163 | 268 | 121,5 |
| 6" | GNP-513 | 451 | 201 | 390 | 152 |

| GNP | | | | | |
|--------|-------------|-----|-------|-----|-------|
| MED. | MOD. ACT | A | E | L | D |
| 1/2" | GNP-44/S4 | 165 | 117,5 | 168 | 83 |
| 3/4" | GNP-44/S4 | 175 | 117,5 | 168 | 83 |
| 1" | GNP-44/S5 | 175 | 117,5 | 168 | 83 |
| 1 1/4" | GNP-60/S5 | 201 | 129,5 | 184 | 92 |
| 1 1/2" | GNP-94/S5 | 215 | 138,5 | 204 | 103 |
| 2" | GNP-135/S5 | 230 | 147 | 262 | 108,5 |
| 2 1/2" | GNP-198/S4 | 281 | 163 | 268 | 121,5 |
| 3" | GNP-300/S5 | 315 | 185 | 296 | 142 |
| 4" | GNP-513/S5 | 347 | 201,5 | 390 | 152 |
| 6" | GNP-1280/S5 | 510 | 260 | 525 | 206 |



| GNP Doble efecto / GNP Double acting | | | | |
|---------------------------------------|--------|-------------|---------|----------------|
| 5526A 04 122 | 1/2" | GNP-14 | 2,250 | 164,88 |
| 5526A 05 122 | 3/4" | GNP-14 | 2,900 | 179,13 |
| 5526A 06 122 | 1" | GNP-14 | 3,650 | 201,32 |
| 5526A 07 128 | 1 1/4" | GNP-44 | 6,270 | 254,49 |
| 5526A 08 128 | 1 1/2" | GNP-44 | 7,900 | 297,83 |
| 5526A 09 128 | 2" | GNP-44 | 10,500 | 389,20 |
| 5526A 10 142 | 2 1/2" | GNP-94 | 16,700 | 558,08 |
| 5526A 11 142 | 3" | GNP-94 | 21,100 | 699,49 |
| 5526A 12 150 | 4" | GNP-198 | 35,680 | 1162,72 |
| 5526A 14 162 | 6" | GNP-513 | 67,200 | 2169,08 |
| GNP Simple efecto / GNP Spring return | | | | |
| 5526A 04 134 | 1/2" | GNP-44/S4 | 3,650 | 207,04 |
| 5526A 05 132 | 3/4" | GNP-44/S4 | 4,300 | 228,41 |
| 5526A 06 136 | 1" | GNP-44/S5 | 5,050 | 270,77 |
| 5526A 07 140 | 1 1/4" | GNP-60/S5 | 6,800 | 320,40 |
| 5526A 08 144 | 1 1/2" | GNP-94/S5 | 9,400 | 389,22 |
| 5526A 09 148 | 2" | GNP-135/S5 | 13,900 | 485,96 |
| 5526A 10 152 | 2 1/2" | GNP-198/S4 | 20,100 | 723,41 |
| 5526A 11 160 | 3" | GNP-300/S5 | 28,200 | 893,88 |
| 5526A 12 164 | 4" | GNP-513/S5 | 44,900 | 1335,47 |
| 5526A 14 172 | 6" | GNP-1280/S5 | 101,300 | 2838,94 |

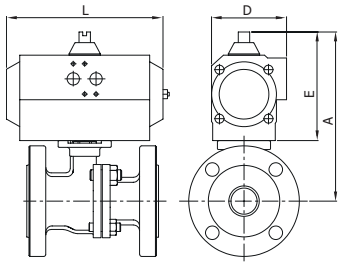
CÓDIGO MEDIDA TIPO ACT. PESO P.V.P. €
CODE SIZE ACT. TYPE WEIGHT PRICE €

Ref. 5528

Válvula esfera 2 piezas bridada
Características de válvula ver art. 2528.

2 pieces full bore ball valve
Valve characteristics see art. 2528.

Actuador Gen-Air / Gen-Air actuator



| GN | | | | | |
|--------|----------|-------|-----|-----|-----|
| MED. | MOD. ACT | A | E | L | D |
| 1/2" | GN-05 | 147,5 | 101 | 119 | 67 |
| 3/4" | GN-05 | 152,5 | 101 | 119 | 67 |
| 1" | GN-05 | 158,5 | 101 | 119 | 67 |
| 1 1/4" | GN-15 | 182,0 | 111 | 165 | 81 |
| 1 1/2" | GN-15 | 187,0 | 111 | 165 | 81 |
| 2" | GN-17 | 194,0 | 111 | 197 | 81 |
| 2 1/2" | GN-20 | 246,5 | 128 | 177 | 96 |
| 3" | GN-25 | 257,5 | 128 | 239 | 96 |
| 4" | GN-35 | 329 | 184 | 246 | 131 |
| 5" | GN-50 | 432 | 232 | 361 | 181 |
| 6" | GN-50 | 482 | 232 | 361 | 181 |
| 8" | GN-55 | 632 | 232 | 418 | 181 |

| GN | | | | | |
|--------|----------|-----|-----|-----|-----|
| MED. | MOD. ACT | A | E | L | D |
| 1/2" | GN-15/S3 | 160 | 111 | 165 | 81 |
| 3/4" | GN-15/S4 | 165 | 111 | 165 | 81 |
| 1" | GN-20/S3 | 188 | 128 | 177 | 96 |
| 1 1/4" | GN-20/S4 | 201 | 128 | 177 | 96 |
| 1 1/2" | GN-25/S4 | 206 | 128 | 239 | 96 |
| 2" | GN-30/S4 | 233 | 147 | 230 | 114 |
| 2 1/2" | GN-35/S3 | 282 | 184 | 246 | 131 |
| 3" | GN-40/S4 | 297 | 184 | 290 | 131 |
| 4" | GN-45/S4 | 334 | 198 | 351 | 145 |
| 5" | GN-55/S4 | 432 | 232 | 418 | 181 |
| 6" | GN-55/S5 | 482 | 232 | 418 | 181 |
| 8" | GN-65/S5 | 687 | 287 | 502 | 230 |

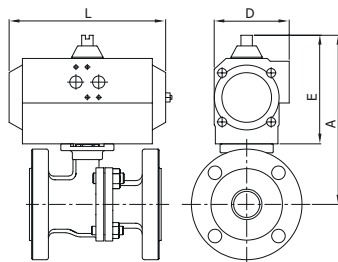
| Gen-Air Doble efecto / Gen-Air Double acting | | | | |
|---|--------|----------|---------|---------|
| 5528 04 44 | 1/2" | GN-05 | 3,050 | 204,12 |
| 5528 05 44 | 3/4" | GN-05 | 3,900 | 223,30 |
| 5528 06 44 | 1" | GN-05 | 4,600 | 253,37 |
| 5528 07 63 | 1 1/4" | GN-15 | 7,580 | 334,63 |
| 5528 08 63 | 1 1/2" | GN-15 | 8,830 | 365,31 |
| 5528 09 52 | 2" | GN-17 | 11,850 | 470,31 |
| 5528 10 64 | 2 1/2" | GN-20 | 17,620 | 681,68 |
| 5528 11 65 | 3" | GN-25 | 22,850 | 822,56 |
| 5528 12 67 | 4" | GN-35 | 33,110 | 1243,48 |
| 5528 13 97 | 5" | GN-50 | 70,130 | 2727,25 |
| 5528 14 97 | 6" | GN-50 | 83,300 | 3475,77 |
| 5528 16 84 | 8" | GN-55 | 132,980 | 7168,42 |
| Gen-Air Simple efecto / Gen-Air Spring return | | | | |
| 5528 04 73 | 1/2" | GN-15/S3 | 4,220 | 234,72 |
| 5528 05 74 | 3/4" | GN-15/S4 | 5,070 | 257,90 |
| 5528 06 49 | 1" | GN-17/S4 | 6,340 | 293,72 |
| 5528 07 76 | 1 1/4" | GN-20/S4 | 9,000 | 395,98 |
| 5528 08 77 | 1 1/2" | GN-25/S4 | 11,480 | 444,29 |
| 5528 09 78 | 2" | GN-30/S4 | 15,070 | 549,37 |
| 5528 10 79 | 2 1/2" | GN-35/S3 | 23,770 | 827,93 |
| 5528 11 80 | 3" | GN-40/S4 | 29,560 | 992,54 |
| 5528 12 81 | 4" | GN-45/S4 | 41,270 | 1347,24 |
| 5528 13 82 | 5" | GN-55/S4 | 78,650 | 2922,77 |
| 5528 14 83 | 6" | GN-55/S5 | 97,850 | 3682,32 |
| 5528 16 93 | 8" | GN-65/S5 | 163,750 | 7788,58 |

Ref. 5528

Válvula esfera 2 piezas bridada
Características de válvula ver art. 2528.

2 pieces full bore ball valve
Valve characteristics see art. 2528.

Actuador GNP / GNP actuator

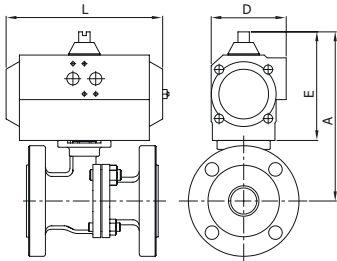



| GNP | | | | | |
|--------|----------|-------|-------|-----|-------|
| MED. | MOD. ACT | A | E | L | D |
| 1/2" | GNP-14 | 126,5 | 80 | 122 | 65 |
| 3/4" | GNP-14 | 131,5 | 80 | 122 | 65 |
| 1" | GNP-14 | 137,5 | 80 | 122 | 65 |
| 1 1/4" | GNP-44 | 189 | 117,5 | 168 | 83 |
| 1 1/2" | GNP-44 | 194 | 117,5 | 168 | 83 |
| 2" | GNP-44 | 201 | 117,5 | 168 | 83 |
| 2 1/2" | GNP-94 | 258 | 138,5 | 203 | 103 |
| 3" | GNP-94 | 268 | 138,5 | 204 | 103 |
| 4" | GNP-198 | 308 | 163 | 268 | 121,5 |
| 5" | GNP-513 | 401,5 | 201,5 | 390 | 152 |
| 6" | GNP-513 | 451,5 | 201,5 | 390 | 152 |
| 8" | GNP-800 | 627 | 227 | 454 | 174 |

| GNP | | | | | |
|--------|-------------|-------|-------|-----|-------|
| MED. | MOD. ACT | A | E | L | D |
| 1/2" | GNP-24/S4 | 148 | 102 | 147 | 71,5 |
| 3/4" | GNP-44/S4 | 169 | 117,5 | 168 | 83 |
| 1" | GNP-44/S5 | 175 | 117,5 | 168 | 83 |
| 1 1/4" | GNP-60/S5 | 201 | 129,5 | 184 | 92 |
| 1 1/2" | GNP-94/S5 | 215 | 138,5 | 204 | 103 |
| 2" | GNP-135/S5 | 230,5 | 147 | 262 | 108,5 |
| 2 1/2" | GNP-198/S4 | 281,5 | 163 | 268 | 121,5 |
| 3" | GNP-300/S5 | 314,5 | 185 | 296 | 142 |
| 4" | GNP-513/S5 | 346,5 | 201,5 | 390 | 152 |
| 5" | GNP-1280/S5 | 460 | 260 | 525 | 206 |
| 6" | GNP-1280/S5 | 510 | 260 | 525 | 206 |
| 8" | GNP-2300/S5 | 718 | 318 | 610 | 260 |

| GNP Doble efecto / GNP Double acting | | | | |
|---------------------------------------|--------|-------------|---------|---------|
| 5528 04 122 | 1/2" | GNP-14 | 3,000 | 214,32 |
| 5528 05 122 | 3/4" | GNP-14 | 3,850 | 234,46 |
| 5528 06 122 | 1" | GNP-14 | 4,550 | 266,04 |
| 5528 07 128 | 1 1/4" | GNP-44 | 7,850 | 344,03 |
| 5528 08 128 | 1 1/2" | GNP-44 | 9,100 | 383,58 |
| 5528 09 128 | 2" | GNP-44 | 11,600 | 493,83 |
| 5528 10 142 | 2 1/2" | GNP-94 | 18,050 | 715,78 |
| 5528 11 142 | 3" | GNP-94 | 22,150 | 863,68 |
| 5528 12 150 | 4" | GNP-198 | 31,430 | 1303,04 |
| 5528 13 162 | 5" | GNP-513 | 64,200 | 2572,05 |
| 5528 14 162 | 6" | GNP-513 | 75,700 | 3403,24 |
| 5528 16 166 | 8" | GNP-800 | 129,800 | 7347,56 |
| GNP Simple efecto / GNP Spring return | | | | |
| 5528 04 126 | 1/2" | GNP-24/S4 | 3,700 | 243,86 |
| 5528 05 132 | 3/4" | GNP-44/S4 | 5,250 | 268,76 |
| 5528 06 136 | 1" | GNP-44/S5 | 5,950 | 308,41 |
| 5528 07 140 | 1 1/4" | GNP-60/S5 | 8,650 | 405,16 |
| 5528 08 144 | 1 1/2" | GNP-94/S5 | 10,100 | 466,51 |
| 5528 09 148 | 2" | GNP-135/S5 | 15,000 | 576,84 |
| 5528 10 152 | 2 1/2" | GNP-198/S4 | 21,450 | 869,34 |
| 5528 11 160 | 3" | GNP-300/S5 | 29,250 | 1044,34 |
| 5528 12 164 | 4" | GNP-513/S5 | 40,650 | 1478,14 |
| 5528 13 172 | 5" | GNP-1280/S5 | 97,750 | 3204,20 |
| 5528 14 172 | 6" | GNP-1280/S5 | 116,950 | 4092,62 |
| 5528 16 178 | 8" | GNP-2300/S5 | 184,650 | 8469,30 |

Ref. 5528A



Válvula esfera 2 piezas bridada
Características de válvula ver art. 2528A.

2 pieces ball valve with flanges
Valve characteristics see art. 2528A.

Actuador Gen-Air / Gen-Air actuator

| GN | | | | | |
|--------|----------|-------|-----|-----|-----|
| MED. | MOD. ACT | A | E | L | D |
| 1/2" | GN-05 | 147,5 | 101 | 119 | 67 |
| 3/4" | GN-05 | 152,5 | 101 | 119 | 67 |
| 1" | GN-05 | 158,5 | 101 | 119 | 67 |
| 1 1/4" | GN-15 | 182,0 | 111 | 165 | 81 |
| 1 1/2" | GN-15 | 187,0 | 111 | 165 | 81 |
| 2" | GN-17 | 194,0 | 111 | 197 | 81 |
| 2 1/2" | GN-20 | 246,5 | 128 | 177 | 96 |
| 3" | GN-25 | 257,5 | 128 | 239 | 96 |
| 4" | GN-35 | 329 | 184 | 246 | 131 |
| 6" | GN-50 | 482 | 232 | 361 | 181 |
| 8" | GN-55 | 632 | 232 | 418 | 181 |

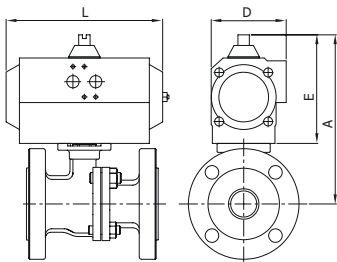
| GN | | | | | |
|--------|----------|-------|-----|-----|-----|
| MED. | MOD. ACT | A | E | L | D |
| 1/2" | GN-15/S3 | 157,5 | 111 | 165 | 81 |
| 3/4" | GN-15/S4 | 162,5 | 111 | 165 | 81 |
| 1" | GN-17/S4 | 168,5 | 111 | 197 | 81 |
| 1 1/4" | GN-20/S4 | 199,5 | 128 | 177 | 96 |
| 1 1/2" | GN-25/S4 | 204,5 | 128 | 239 | 96 |
| 2" | GN-30/S4 | 230,5 | 147 | 230 | 114 |
| 2 1/2" | GN-35/S3 | 302,5 | 184 | 246 | 131 |
| 3" | GN-40/S4 | 313,5 | 184 | 290 | 131 |
| 4" | GN-45/S4 | 343 | 198 | 351 | 145 |
| 6" | GN-55/S5 | 482 | 232 | 418 | 181 |
| 8" | GN-65/S5 | 687 | 287 | 502 | 230 |

| CÓDIGO CODE | MEDIDA SIZE | TIPO ACT. ACT. TYPE | PESO WEIGHT | P.V.P. € PRICE € |
|----------------|----------------|------------------------|----------------|---------------------|
|----------------|----------------|------------------------|----------------|---------------------|

| Gen-Air Doble efecto / Gen-Air Double acting | | | | |
|--|--------|-------|---------|---------|
| 5528A 04 44 | 1/2" | GN-05 | 2,300 | 188,24 |
| 5528A 05 44 | 3/4" | GN-05 | 2,950 | 204,83 |
| 5528A 06 44 | 1" | GN-05 | 3,700 | 240,73 |
| 5528A 07 63 | 1 1/4" | GN-15 | 6,000 | 291,89 |
| 5528A 08 63 | 1 1/2" | GN-15 | 7,630 | 347,38 |
| 5528A 09 52 | 2" | GN-17 | 10,750 | 677,91 |
| 5528A 10 64 | 2 1/2" | GN-20 | 16,270 | 696,61 |
| 5528A 11 65 | 3" | GN-25 | 21,800 | 864,31 |
| 5528A 12 67 | 4" | GN-35 | 37,360 | 1383,91 |
| 5528A 14 97 | 6" | GN-50 | 90,460 | 3820,73 |
| 5528A 16 84 | 8" | GN-55 | 134,280 | 7120,16 |

| Gen-Air Simple efecto / Gen-Air Spring return | | | | |
|---|--------|----------|---------|---------|
| 5528A 04 73 | 1/2" | GN-15/S3 | 3,470 | 218,00 |
| 5528A 05 74 | 3/4" | GN-15/S4 | 4,120 | 240,58 |
| 5528A 06 49 | 1" | GN-17/S4 | 5,440 | 282,64 |
| 5528A 07 76 | 1 1/4" | GN-20/S4 | 7,150 | 353,24 |
| 5528A 08 77 | 1 1/2" | GN-25/S4 | 10,280 | 433,54 |
| 5528A 09 78 | 2" | GN-30/S4 | 13,970 | 538,83 |
| 5528A 10 79 | 2 1/2" | GN-35/S3 | 22,420 | 835,00 |
| 5528A 11 80 | 3" | GN-40/S4 | 28,510 | 1043,40 |
| 5528A 12 81 | 4" | GN-45/S4 | 45,520 | 1519,37 |
| 5528A 14 83 | 6" | GN-55/S5 | 105,000 | 4019,89 |
| 5528A 16 93 | 8" | GN-65/S5 | 165,050 | 7803,86 |

Ref. 5528A



Válvula esfera 2 piezas bridada
Características de válvula ver art. 2528A.

2 pieces ball valve with flanges
Valve characteristics see art. 2528A.

Actuador GNP / GNP actuator

| GNP | | | | | |
|--------|----------|-------|-------|-----|-------|
| MED. | MOD. ACT | A | E | L | D |
| 1/2" | GNP-14 | 126,5 | 80 | 122 | 65 |
| 3/4" | GNP-14 | 131,5 | 80 | 122 | 65 |
| 1" | GNP-14 | 137,5 | 80 | 122 | 65 |
| 1 1/4" | GNP-44 | 189 | 117,5 | 168 | 83 |
| 1 1/2" | GNP-44 | 194 | 117,5 | 168 | 83 |
| 2" | GNP-44 | 201 | 117,5 | 168 | 83 |
| 2 1/2" | GNP-94 | 258 | 138,5 | 204 | 103 |
| 3" | GNP-94 | 268 | 138,5 | 204 | 103 |
| 4" | GNP-198 | 308 | 163 | 268 | 121,5 |
| 6" | GNP-513 | 451,5 | 201,5 | 390 | 152 |
| 8" | GNP-800 | 627 | 227 | 454 | 174 |

| GNP | | | | | |
|--------|-------------|-------|-------|-----|-------|
| MED. | MOD. ACT | A | E | L | D |
| 1/2" | GNP-24/S4 | 148 | 102 | 147 | 71,5 |
| 3/4" | GNP-44/S4 | 169 | 117,5 | 168 | 83 |
| 1" | GNP-44/S5 | 175 | 117,5 | 168 | 83 |
| 1 1/4" | GNP-60/S5 | 201 | 129,5 | 184 | 92 |
| 1 1/2" | GNP-94/S5 | 215 | 138,5 | 204 | 103 |
| 2" | GNP-135/S5 | 230,5 | 147 | 262 | 108,5 |
| 2 1/2" | GNP-198/S4 | 281,5 | 163 | 268 | 121,5 |
| 3" | GNP-300/S5 | 314,5 | 185 | 296 | 142 |
| 4" | GNP-513/S5 | 346,5 | 201,5 | 390 | 152 |
| 6" | GNP-1280/S5 | 510 | 260 | 525 | 206 |
| 8" | GNP-2300/S5 | 718 | 318 | 610 | 260 |

| GNP Doble efecto / GNP Double acting | | | | |
|--------------------------------------|--------|---------|---------|---------|
| 5528A 04 122 | 1/2" | GNP-14 | 2,250 | 197,66 |
| 5528A 05 122 | 3/4" | GNP-14 | 2,900 | 215,07 |
| 5528A 06 122 | 1" | GNP-14 | 3,650 | 252,77 |
| 5528A 07 128 | 1 1/4" | GNP-44 | 6,270 | 301,29 |
| 5528A 08 128 | 1 1/2" | GNP-44 | 7,900 | 359,63 |
| 5528A 09 128 | 2" | GNP-44 | 10,500 | 711,81 |
| 5528A 10 142 | 2 1/2" | GNP-94 | 16,700 | 731,44 |
| 5528A 11 142 | 3" | GNP-94 | 21,100 | 896,58 |
| 5528A 12 150 | 4" | GNP-198 | 35,680 | 1453,11 |
| 5528A 14 162 | 6" | GNP-513 | 66,500 | 3729,60 |
| 5528A 16 166 | 8" | GNP-800 | 131,100 | 7476,16 |

| GNP Simple efecto / GNP Spring return | | | | |
|---------------------------------------|--------|-------------|---------|---------|
| 5528A 04 126 | 1/2" | GNP-24/S4 | 2,950 | 233,14 |
| 5528A 05 132 | 3/4" | GNP-44/S4 | 4,300 | 249,38 |
| 5528A 06 136 | 1" | GNP-44/S4 | 5,050 | 295,14 |
| 5528A 07 140 | 1 1/4" | GNP-60/S5 | 6,800 | 362,43 |
| 5528A 08 144 | 1 1/2" | GNP-94/S5 | 9,400 | 442,99 |
| 5528A 09 148 | 2" | GNP-135/S5 | 13,900 | 565,77 |
| 5528A 10 152 | 2 1/2" | GNP-198/S4 | 20,100 | 876,76 |
| 5528A 11 160 | 3" | GNP-300/S5 | 28,200 | 1095,22 |
| 5528A 12 164 | 4" | GNP-513/S5 | 44,900 | 1618,02 |
| 5528A 14 172 | 6" | GNP-1280/S5 | 100,600 | 4358,98 |
| 5528A 16 178 | 8" | GNP-2300/S5 | 185,950 | 8634,95 |

CÓDIGO MEDIDA TIPO ACT. PESO P.V.P. €
CODE SIZE ACT. TYPE WEIGHT PRICE €

Ref. 5529

Válvula esfera 2 piezas bridada
Características de válvula ver art. 2529.

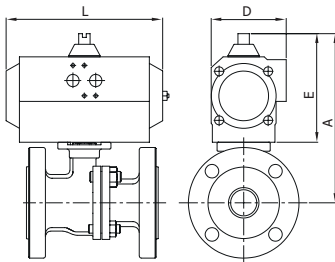
2 pieces ball valve with flanges
Valve characteristics see art. 2529.

Actuador Gen-Air / Gen-Air actuator



| GN | | | | | |
|--------|----------|-----|-----|-----|-----|
| MED. | MOD. ACT | A | E | L | D |
| 2 1/2" | GN-20 | 247 | 128 | 177 | 96 |
| 3" | GN-25 | 258 | 128 | 239 | 96 |
| 4" | GN-35 | 329 | 184 | 246 | 131 |
| 5" | GN-50 | 390 | 232 | 361 | 181 |
| 6" | GN-50 | 407 | 232 | 361 | 181 |

| GN | | | | | |
|--------|----------|-----|-----|-----|-----|
| MED. | MOD. ACT | A | E | L | D |
| 2 1/2" | GN-35/S3 | 303 | 184 | 246 | 131 |
| 3" | GN-40/S4 | 313 | 184 | 290 | 131 |
| 4" | GN-45/S4 | 343 | 198 | 351 | 145 |
| 5" | GN-55/S4 | 390 | 232 | 418 | 181 |
| 6" | GN-55/S5 | 407 | 232 | 418 | 181 |




| Gen-Air Doble efecto / Gen-Air Double acting | | | | |
|---|--------|----------|---------|---------|
| 5529 10 64 | 2 1/2" | GN-20 | 20,700 | 972,35 |
| 5529 11 65 | 3" | GN-25 | 28,480 | 1200,19 |
| 5529 12 67 | 4" | GN-35 | 38,460 | 1662,95 |
| 5529 13 97 | 5" | GN-50 | 74,480 | 3283,36 |
| 5529 14 97 | 6" | GN-50 | 83,310 | 4517,74 |
| Gen-Air Simple efecto / Gen-Air Spring return | | | | |
| 5529 10 79 | 2 1/2" | GN-35/S3 | 32,200 | 1123,44 |
| 5529 11 80 | 3" | GN-40/S4 | 35,510 | 1374,75 |
| 5529 12 81 | 4" | GN-45/S4 | 47,920 | 1818,07 |
| 5529 13 82 | 5" | GN-55/S4 | 99,550 | 3471,21 |
| 5529 14 83 | 6" | GN-55/S5 | 118,500 | 4602,81 |

Ref. 5529

Válvula esfera 2 piezas bridada
Características de válvula ver art. 2529.

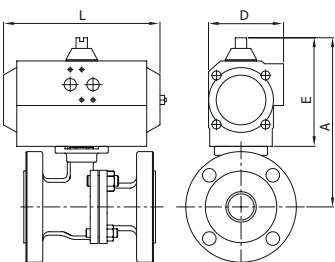
2 pieces ball valve with flanges
Valve characteristics see art. 2529.

Actuador GNP / GNP actuator



| GNP | | | | | |
|--------|----------|-------|-------|-----|-------|
| MED. | MOD. ACT | A | E | L | D |
| 2 1/2" | GNP-60 | 292,5 | 129,5 | 184 | 92 |
| 3" | GNP-94 | 303,5 | 138,5 | 204 | 103 |
| 4" | GNP-198 | 294 | 163 | 268 | 121,5 |
| 5" | GNP-513 | 402 | 201,5 | 390 | 152 |
| 6" | GNP-513 | 451,5 | 201,5 | 390 | 152 |


| GNP | | | | | |
|--------|-------------|-------|-------|-----|-------|
| MED. | MOD. ACT | A | E | L | D |
| 2 1/2" | GNP-198/S5 | 326 | 163 | 268 | 121,5 |
| 3" | GNP-300/S5 | 350 | 185 | 296 | 142 |
| 4" | GNP-513/S5 | 385,5 | 201,5 | 390 | 152 |
| 5" | GNP-1280/S5 | 510 | 260 | 525 | 206 |
| 6" | GNP-1280/S5 | 510 | 260 | 525 | 206 |



| GNP Doble efecto / GNP Double acting | | | | |
|---------------------------------------|--------|-------------|---------|---------|
| 5529 10 138 | 2 1/2" | GNP-60 | 20,530 | 1011,97 |
| 5529 11 142 | 3" | GNP-94 | 27,780 | 1251,53 |
| 5529 12 150 | 4" | GNP-198 | 36,780 | 1720,06 |
| 5529 13 162 | 5" | GNP-513 | 68,550 | 3217,63 |
| 5529 14 162 | 6" | GNP-513 | 75,700 | 4325,65 |
| GNP Simple efecto / GNP Spring return | | | | |
| 5529 10 152 | 2 1/2" | GNP-198/S4 | 29,880 | 1142,84 |
| 5529 11 160 | 3" | GNP-300/S5 | 35,200 | 1429,87 |
| 5529 12 164 | 4" | GNP-513/S5 | 47,300 | 1890,97 |
| 5529 13 172 | 5" | GNP-1280/S5 | 118,650 | 3794,04 |
| 5529 14 172 | 6" | GNP-1280/S5 | 137,600 | 4800,33 |

| CÓDIGO CODE | MEDIDA SIZE | TIPO ACT. ACT. TYPE | PESO WEIGHT | P.V.P. € PRICE € |
|----------------|----------------|------------------------|----------------|---------------------|
|----------------|----------------|------------------------|----------------|---------------------|

Ref. 5105



Válvula esfera 1 pieza tipo wafer
Características de válvula ver art. 2105.

1 piece full bore ball valve mounting between flanges PN-16 - wafer type
Valve characteristics see art. 2105.

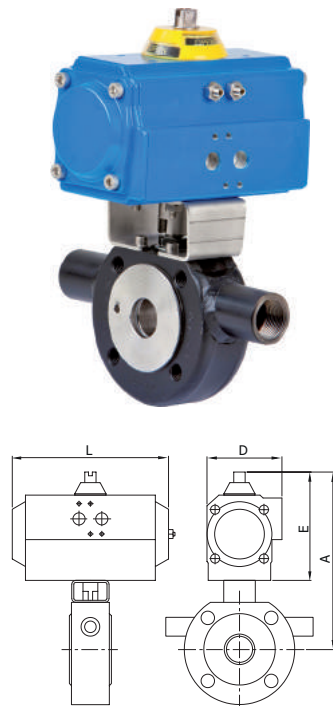
Actuador GNP / GNP actuator

| GNP | | | | | |
|--------|----------|-------|-------|-----|-----|
| MED. | MOD. ACT | A | E | L | D |
| 1" | GNP-44 | 242,5 | 117,5 | 168 | 83 |
| 1 1/4" | GNP-60 | 274,5 | 129,5 | 184 | 92 |
| 1 1/2" | GNP-60 | 288,5 | 129,5 | 184 | 92 |
| 2" | GNP-60 | 302,5 | 129,5 | 184 | 92 |
| 2 1/2" | GNP-94 | 337,5 | 138,5 | 204 | 103 |
| 3" | GNP-94 | 367,5 | 138,5 | 204 | 103 |
| 4" | GNP-300 | 449 | 185 | 296 | 142 |

| GNP | | | | | |
|--------|-------------|-------|-------|-----|-------|
| MED. | MOD. ACT | A | E | L | D |
| 1" | GNP-60/S5 | 254,5 | 129,5 | 184 | 92 |
| 1 1/4" | GNP-94/S5 | 283,5 | 138,5 | 204 | 103 |
| 1 1/2" | GNP-94/S5 | 297,5 | 138,5 | 204 | 103 |
| 2" | GNP-198/S4 | 336 | 163 | 268 | 121,5 |
| 2 1/2" | GNP-300/S5 | 384 | 185 | 296 | 142 |
| 3" | GNP-513/S5 | 430,5 | 201,5 | 390 | 152 |
| 4" | GNP-1280/S5 | 524 | 260 | 525 | 206 |

| GNP Doble efecto / GNP Double acting | | | | |
|---------------------------------------|--------|-------------|--------|---------|
| 5105 06 128 | 1" | GNP-44 | 4,830 | 264,26 |
| 5105 07 138 | 1 1/4" | GNP-60 | 6,500 | 328,93 |
| 5105 08 138 | 1 1/2" | GNP-60 | 9,200 | 354,22 |
| 5105 09 138 | 2" | GNP-60 | 10,700 | 387,42 |
| 5105 10 142 | 2 1/2" | GNP-94 | 18,300 | 594,85 |
| 5105 11 142 | 3" | GNP-94 | 23,300 | 673,89 |
| 5105 12 158 | 4" | GNP-300 | 38,730 | 982,42 |
| GNP Simple efecto / GNP Spring return | | | | |
| 5105 06 140 | 1" | GNP-60/S5 | 5,600 | 317,94 |
| 5105 07 144 | 1 1/4" | GNP-94/S5 | 6,170 | 375,35 |
| 5105 08 144 | 1 1/2" | GNP-94/S5 | 10,100 | 407,48 |
| 5105 09 152 | 2" | GNP-198/S4 | 14,700 | 507,85 |
| 5105 10 160 | 2 1/2" | GNP-300/S5 | 25,400 | 801,08 |
| 5105 11 164 | 3" | GNP-513/S5 | 34,800 | 1032,92 |
| 5105 12 172 | 4" | GNP-1280/S5 | 76,500 | 1733,59 |

Ref. 5115



Válvula esfera 1 pieza tipo wafer con cámara de calefacción
Características de válvula ver art. 2115.

1 piece full bore ball valve with heating chamber. Mounting between flanges PN-16 wafer type
Valve characteristics see art. 2115.

Actuador GNP / GNP actuator

| GNP | | | | | |
|--------|----------|-------|-------|-----|-----|
| MED. | MOD. ACT | A | E | L | D |
| 1" | GNP-44 | 242,5 | 117,5 | 168 | 83 |
| 1 1/4" | GNP-60 | 274,5 | 129,5 | 184 | 92 |
| 1 1/2" | GNP-60 | 288,5 | 129,5 | 184 | 92 |
| 2" | GNP-60 | 302,5 | 129,5 | 184 | 92 |
| 2 1/2" | GNP-94 | 337,5 | 138,5 | 204 | 103 |
| 3" | GNP-94 | 367,5 | 138,5 | 204 | 103 |
| 4" | GNP-300 | 449 | 185 | 296 | 142 |

| GNP | | | | | |
|--------|-------------|-------|-------|-----|-------|
| MED. | MOD. ACT | A | E | L | D |
| 1" | GNP-60/S5 | 254,5 | 129,5 | 184 | 92 |
| 1 1/4" | GNP-94/S5 | 283,5 | 138,5 | 204 | 103 |
| 1 1/2" | GNP-94/S5 | 297,5 | 138,5 | 204 | 103 |
| 2" | GNP-198/S4 | 336 | 163 | 268 | 121,5 |
| 2 1/2" | GNP-300/S5 | 384 | 185 | 296 | 142 |
| 3" | GNP-513/S5 | 430,5 | 201,5 | 390 | 152 |
| 4" | GNP-1280/S5 | 524 | 260 | 525 | 206 |

| GNP Doble efecto / GNP Double acting | | | | |
|---------------------------------------|--------|-------------|--------|---------|
| 5115 06 128 | 1" | GNP-44 | 4,830 | 364,81 |
| 5115 07 138 | 1 1/4" | GNP-60 | 6,500 | 441,42 |
| 5115 08 138 | 1 1/2" | GNP-60 | 9,200 | 494,50 |
| 5115 09 138 | 2" | GNP-60 | 10,700 | 544,16 |
| 5115 10 142 | 2 1/2" | GNP-94 | 18,300 | 803,50 |
| 5115 11 142 | 3" | GNP-94 | 23,300 | 906,24 |
| 5115 12 158 | 4" | GNP-300 | 38,730 | 1272,20 |
| GNP Simple efecto / GNP Spring return | | | | |
| 5115 06 140 | 1" | GNP-60/S5 | 5,600 | 418,48 |
| 5115 07 144 | 1 1/4" | GNP-94/S5 | 6,170 | 487,84 |
| 5115 08 144 | 1 1/2" | GNP-94/S5 | 10,100 | 547,77 |
| 5115 09 152 | 2" | GNP-198/S4 | 14,700 | 664,60 |
| 5115 10 160 | 2 1/2" | GNP-300/S5 | 25,400 | 1009,74 |
| 5115 11 164 | 3" | GNP-513/S5 | 34,800 | 1265,27 |
| 5115 12 172 | 4" | GNP-1280/S5 | 76,500 | 2023,39 |

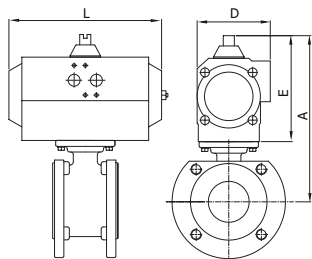
CÓDIGO MEDIDA TIPO ACT. PESO P.V.P. €
CODE SIZE ACT. TYPE WEIGHT PRICE €

Ref. 5118

Válvula esfera 1 pieza tipo wafer
Características de válvula ver art. 2118.

1 piece full ball valve wafer type
Valve characteristics see art. 2118.

Actuador GNP / GNP actuator



| GNP | | | | | |
|--------|----------|-----|-----|-----|-------|
| MED. | MOD. ACT | A | E | L | D |
| 1/2" | GNP-14 | 185 | 80 | 122 | 65 |
| 3/4" | GNP-14 | 195 | 80 | 122 | 65 |
| 1" | GNP-14 | 138 | 80 | 122 | 65 |
| 1 1/4" | GNP-44 | 188 | 118 | 168 | 83 |
| 1 1/2" | GNP-44 | 195 | 118 | 168 | 83 |
| 2" | GNP-44 | 203 | 118 | 168 | 83 |
| 2 1/2" | GNP-94 | 234 | 139 | 204 | 103 |
| 3" | GNP-94 | 250 | 139 | 204 | 103 |
| 4" | GNP-198 | 286 | 163 | 268 | 121,5 |

| GNP | | | | | |
|--------|------------|-------|-------|-----|-------|
| MED. | MOD. ACT | A | E | L | D |
| 1/2" | GNP-44/S4 | 222,5 | 117,5 | 168 | 83 |
| 3/4" | GNP-44/S4 | 232,5 | 117,5 | 168 | 83 |
| 1" | GNP-44/S5 | 175,5 | 117,5 | 168 | 83 |
| 1 1/4" | GNP-60/S5 | 199,5 | 129,5 | 184 | 92 |
| 1 1/2" | GNP-94/S5 | 215,5 | 138,5 | 204 | 103 |
| 2" | GNP-135/S5 | 232 | 147 | 262 | 108,5 |
| 2 1/2" | GNP-198/S4 | 258 | 163 | 268 | 121,5 |
| 3" | GNP-300/S5 | 296 | 185 | 296 | 142 |
| 4" | GNP-513/S5 | 324,5 | 201,5 | 390 | 152 |

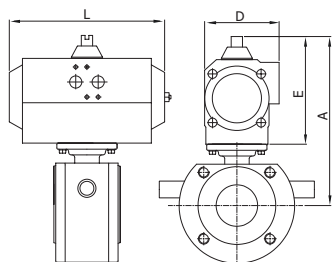

| GNP Doble efecto / GNP Double acting | | | | |
|---------------------------------------|--------|------------|--------|---------|
| 5118 04 122 | 1/2" | GNP-14 | 2,450 | 228,96 |
| 5118 05 122 | 3/4" | GNP-14 | 2,650 | 245,49 |
| 5118 06 122 | 1" | GNP-14 | 3,280 | 269,15 |
| 5118 07 128 | 1 1/4" | GNP-44 | 5,820 | 354,82 |
| 5118 08 128 | 1 1/2" | GNP-44 | 6,450 | 399,63 |
| 5118 09 128 | 2" | GNP-44 | 7,550 | 463,31 |
| 5118 10 142 | 2 1/2" | GNP-94 | 11,000 | 738,77 |
| 5118 11 142 | 3" | GNP-94 | 13,600 | 891,28 |
| 5118 12 150 | 4" | GNP-198 | 23,180 | 1332,41 |
| GNP Simple efecto / GNP Spring return | | | | |
| 5118 04 134 | 1/2" | GNP-44/S4 | 3,850 | 262,27 |
| 5118 05 134 | 3/4" | GNP-44/S4 | 4,050 | 284,51 |
| 5118 06 136 | 1" | GNP-44/S5 | 4,680 | 319,16 |
| 5118 07 140 | 1 1/4" | GNP-60/S5 | 6,350 | 398,05 |
| 5118 08 144 | 1 1/2" | GNP-94/S5 | 7,950 | 475,52 |
| 5118 09 148 | 2" | GNP-135/S5 | 10,950 | 563,26 |
| 5118 10 152 | 2 1/2" | GNP-198/S4 | 14,400 | 849,68 |
| 5118 11 160 | 3" | GNP-300/S5 | 20,700 | 1097,51 |
| 5118 12 164 | 4" | GNP-513/S5 | 32,400 | 1590,33 |

Ref. 5519

Válvula esfera 1 pieza tipo wafer con cámara de calefacción
Características de válvula ver art. 2119.

1 piece ball valve with heating chamber
Valve characteristics see art. 2119.

Actuador GNP / GNP actuator

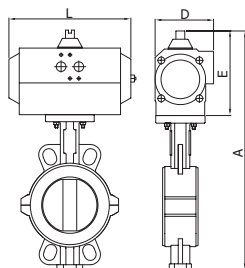


| GNP | | | | | |
|--------|----------|-----|-----|-----|-------|
| MED. | MOD. ACT | A | E | L | D |
| 1/2" | GNP-14 | 185 | 80 | 122 | 65 |
| 3/4" | GNP-14 | 195 | 80 | 122 | 65 |
| 1" | GNP-14 | 138 | 80 | 122 | 65 |
| 1 1/4" | GNP-44 | 188 | 118 | 168 | 83 |
| 1 1/2" | GNP-44 | 195 | 118 | 168 | 83 |
| 2" | GNP-44 | 203 | 118 | 168 | 83 |
| 2 1/2" | GNP-94 | 234 | 139 | 204 | 103 |
| 3" | GNP-94 | 250 | 139 | 204 | 103 |
| 4" | GNP-198 | 286 | 163 | 268 | 121,5 |

| GNP | | | | | |
|--------|------------|-------|-------|-----|-------|
| MED. | MOD. ACT | A | E | L | D |
| 1/2" | GNP-44/S4 | 222,5 | 117,5 | 168 | 83 |
| 3/4" | GNP-44/S4 | 232,5 | 117,5 | 168 | 83 |
| 1" | GNP-44/S5 | 175,5 | 117,5 | 168 | 83 |
| 1 1/4" | GNP-60/S5 | 199,5 | 129,5 | 184 | 92 |
| 1 1/2" | GNP-94/S5 | 215,5 | 138,5 | 204 | 103 |
| 2" | GNP-135/S5 | 232 | 147 | 262 | 108,5 |
| 2 1/2" | GNP-198/S4 | 258 | 163 | 268 | 121,5 |
| 3" | GNP-300/S5 | 296 | 185 | 296 | 142 |
| 4" | GNP-513/S5 | 324,5 | 201,5 | 390 | 152 |

| GNP Doble efecto / GNP Double acting | | | | |
|---------------------------------------|--------|------------|--------|---------|
| 5519 04 122 | 1/2" | GNP-14 | 2,550 | 482,79 |
| 5519 05 122 | 3/4" | GNP-14 | 2,760 | 500,80 |
| 5519 06 122 | 1" | GNP-14 | 3,430 | 597,69 |
| 5519 07 128 | 1 1/4" | GNP-44 | 6,070 | 696,31 |
| 5519 08 128 | 1 1/2" | GNP-44 | 6,800 | 751,43 |
| 5519 09 128 | 2" | GNP-44 | 8,000 | 833,61 |
| 5519 10 142 | 2 1/2" | GNP-94 | 11,750 | 1138,89 |
| 5519 11 142 | 3" | GNP-94 | 14,600 | 1324,05 |
| 5519 12 150 | 4" | GNP-198 | 24,480 | 1742,56 |
| GNP Simple efecto / GNP Spring return | | | | |
| 5519 04 134 | 1/2" | GNP-44/S4 | 3,850 | 529,28 |
| 5519 05 134 | 3/4" | GNP-44/S4 | 4,050 | 547,27 |
| 5519 06 136 | 1" | GNP-44/S5 | 4,680 | 646,91 |
| 5519 07 140 | 1 1/4" | GNP-60/S5 | 6,350 | 749,40 |
| 5519 08 144 | 1 1/2" | GNP-94/S5 | 7,950 | 831,67 |
| 5519 09 148 | 2" | GNP-135/S5 | 10,950 | 945,82 |
| 5519 10 152 | 2 1/2" | GNP-198/S4 | 14,400 | 1255,63 |
| 5519 11 160 | 3" | GNP-300/S5 | 20,700 | 1541,14 |
| 5519 12 164 | 4" | GNP-513/S5 | 32,400 | 2045,53 |

Ref. 5111



Válvula mariposa tipo wafer
Características de válvula ver art. 2101.

Butterfly valve wafer type
Valve characteristics see art. 2101.

Actuador GNP / GNP actuator

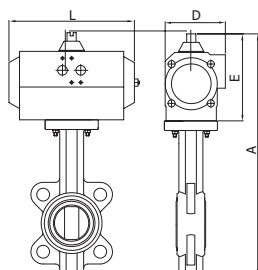
| GNP | | | | | |
|--------|----------|-------|-------|-----|-------|
| MED. | MOD. ACT | A | E | L | D |
| 2" | GNP-44 | 337,5 | 117,5 | 168 | 83 |
| 2 1/2" | GNP-44 | 356,5 | 117,5 | 168 | 83 |
| 3" | GNP-60 | 382,5 | 129,5 | 184 | 92 |
| 4" | GNP-94 | 428,5 | 138,5 | 204 | 103 |
| 5" | GNP-198 | 480 | 163 | 268 | 121,5 |
| 6" | GNP-300 | 534 | 185 | 296 | 142 |
| 8" | GNP-513 | 612,5 | 201,5 | 390 | 152 |

| GNP | | | | | |
|--------|-------------|-------|-------|-----|-------|
| MED. | MOD. ACT | A | E | L | D |
| 2" | GNP-94/S5 | 358,5 | 138,5 | 204 | 103 |
| 2 1/2" | GNP-94/S5 | 377,5 | 138,5 | 204 | 103 |
| 3" | GNP-135/S5 | 400 | 147 | 262 | 108,5 |
| 4" | GNP-198/S6 | 453 | 163 | 268 | 121,5 |
| 5" | GNP-513/S5 | 518,5 | 201,5 | 390 | 152 |
| 6" | GNP-800/S5 | 576 | 227 | 454 | 174 |
| 8" | GNP-1280/S5 | 671 | 260 | 525 | 206 |

CÓDIGO MEDIDA TIPO ACT. PESO P.V.P. €
CODE SIZE ACT. TYPE WEIGHT PRICE €

| GNP Doble efecto / GNP Double acting | | | | |
|---------------------------------------|--------|-------------|--------|---------|
| 5111 09 128 | 2" | GNP-44 | 6,120 | 401,66 |
| 5111 10 128 | 2 1/2" | GNP-44 | 6,380 | 426,34 |
| 5111 11 138 | 3" | GNP-60 | 7,540 | 561,78 |
| 5111 12 142 | 4" | GNP-94 | 9,930 | 716,16 |
| 5111 13 150 | 5" | GNP-198 | 13,570 | 820,88 |
| 5111 14 158 | 6" | GNP-300 | 16,240 | 1125,87 |
| 5111 16 162 | 8" | GNP-513 | 25,980 | 1848,67 |
| GNP Simple efecto / GNP Spring return | | | | |
| 5111 09 144 | 2" | GNP-94/S5 | 7,620 | 477,90 |
| 5111 10 144 | 2 1/2" | GNP-94/S5 | 7,880 | 502,58 |
| 5111 11 148 | 3" | GNP-135/S5 | 10,340 | 645,75 |
| 5111 12 156 | 4" | GNP-198/S6 | 13,330 | 835,94 |
| 5111 13 164 | 5" | GNP-513/S5 | 22,070 | 1202,21 |
| 5111 14 168 | 6" | GNP-800/S5 | 30,640 | 1549,36 |
| 5111 16 172 | 8" | GNP-1280/S5 | 60,080 | 2537,37 |

Ref. 5113



Válvula mariposa tipo wafer
Características de válvula ver art. 2103.

Butterfly valve wafer type
Valve characteristics see art. 2103.

Actuador Gen-Air / Gen-Air actuator

| GN | | | | | |
|--------|----------|------|-----|-----|-----|
| MED. | MOD. ACT | A | E | L | D |
| 2" | GN-15 | 350 | 111 | 165 | 81 |
| 2 1/2" | GN-15 | 364 | 111 | 165 | 81 |
| 3" | GN-17 | 379 | 111 | 197 | 81 |
| 4" | GN-20 | 433 | 128 | 177 | 96 |
| 5" | GN-25 | 470 | 128 | 239 | 96 |
| 6" | GN-25 | 496 | 128 | 239 | 96 |
| 8" | GN-35 | 614 | 184 | 246 | 131 |
| 10" | GN-40 | 695 | 184 | 290 | 131 |
| 12" | GN-45 | 769 | 198 | 351 | 145 |
| 14" | GN-60 | 787 | 287 | 420 | 230 |
| 16" | GN-60 | 857 | 287 | 420 | 230 |
| 18" | GN-65 | 912 | 287 | 502 | 230 |
| 20" | GN-70 | 1061 | 358 | 611 | 338 |

| GN | | | | | |
|--------|----------|-----|-----|-----|-----|
| MED. | MOD. ACT | A | E | L | D |
| 2" | GN-17/S5 | 350 | 111 | 197 | 81 |
| 2 1/2" | GN-25/S5 | 381 | 128 | 239 | 96 |
| 3" | GN-30/S4 | 415 | 147 | 230 | 114 |
| 4" | GN-30/S5 | 452 | 147 | 230 | 114 |
| 5" | GN-35/S4 | 527 | 184 | 246 | 131 |
| 6" | GN-35/S5 | 552 | 184 | 246 | 131 |
| 8" | GN-45/S4 | 628 | 198 | 351 | 145 |
| 10" | GN-50/S4 | 743 | 232 | 361 | 181 |
| 12" | GN-55/S6 | 803 | 232 | 418 | 181 |
| 14" | GN-70/S5 | 858 | 358 | 611 | 338 |
| 16" | GN-70/S6 | 928 | 358 | 611 | 338 |

| Gen-Air Doble efecto / Gen-Air Double acting | | | | |
|---|--------|----------|---------|---------|
| 5113 09 48 | 2" | GN-15 | 4,630 | 157,79 |
| 5113 10 48 | 2 1/2" | GN-15 | 5,130 | 166,33 |
| 5113 11 53 | 3" | GN-17 | 6,150 | 176,04 |
| 5113 12 64 | 4" | GN-20 | 8,870 | 200,06 |
| 5113 13 65 | 5" | GN-25 | 11,400 | 230,58 |
| 5113 14 65 | 6" | GN-25 | 12,900 | 231,14 |
| 5113 16 67 | 8" | GN-35 | 21,980 | 371,87 |
| 5113 18 68 | 10" | GN-40 | 30,230 | 481,77 |
| 5113 20 69 | 12" | GN-45 | 49,900 | 715,73 |
| 5113 22 57 | 14" | GN-60 | 92,300 | 1205,48 |
| 5113 24 54 | 16" | GN-60 | 113,900 | 1713,72 |
| 5113 26 58 | 18" | GN-65 | 161,300 | 2250,55 |
| 5113 28 100 | 20" | GN-70 | 219,000 | 3972,32 |
| Gen-Air Simple efecto / Gen-Air Spring return | | | | |
| 5113 09 51 | 2" | GN-17/S5 | 5,560 | 195,79 |
| 5113 10 85 | 2 1/2" | GN-25/S5 | 7,800 | 246,91 |
| 5113 11 78 | 3" | GN-30/S4 | 9,400 | 260,83 |
| 5113 12 86 | 4" | GN-30/S5 | 11,600 | 271,82 |
| 5113 13 87 | 5" | GN-35/S4 | 16,700 | 360,87 |
| 5113 14 88 | 6" | GN-35/S5 | 17,900 | 387,68 |
| 5113 16 81 | 8" | GN-45/S4 | 29,400 | 515,86 |
| 5113 18 95 | 10" | GN-50/S4 | 43,800 | 772,01 |
| 5113 20 90 | 12" | GN-55/S6 | 64,500 | 1052,66 |
| 5113 22 101 | 14" | GN-70/S5 | 139,000 | 2699,68 |
| 5113 24 102 | 16" | GN-70/S6 | 161,500 | 3603,03 |

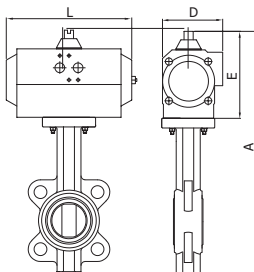
CÓDIGO MEDIDA TIPO ACT. PESO P.V.P. €
CODE SIZE ACT. TYPE WEIGHT PRICE €

Ref. 5113

Válvula mariposa tipo wafer
Características de válvula ver art. 2103.

Butterfly valve wafer type
Valve characteristics see art. 2103.

Actuador GNP / GNP actuator



| GNP | | | | | |
|--------|----------|-------|-------|-----|-------|
| MED. | MOD. ACT | A | E | L | D |
| 2" | GNP-44 | 356,5 | 117,5 | 168 | 83 |
| 2 1/2" | GNP-44 | 370,5 | 117,5 | 168 | 83 |
| 3" | GNP-44 | 385,5 | 117,5 | 168 | 83 |
| 4" | GNP-60 | 434,5 | 129,5 | 184 | 92 |
| 5" | GNP-94 | 481,5 | 138,5 | 204 | 103 |
| 6" | GNP-94 | 506,5 | 138,5 | 204 | 103 |
| 8" | GNP-198 | 593 | 163 | 268 | 121,5 |
| 10" | GNP-300 | 696 | 185 | 296 | 142 |
| 12" | GNP-513 | 772,5 | 201,5 | 390 | 152 |
| 14" | GNP-1280 | 760 | 260 | 525 | 206 |
| 16" | GNP-1280 | 830 | 260 | 525 | 206 |
| 18" | GNP-1600 | 910 | 285 | 532 | 226 |
| 20" | GNP-2300 | 1021 | 318 | 610 | 260 |

| GNP | | | | | |
|--------|-------------|-------|-------|-----|-------|
| MED. | MOD. ACT | A | E | L | D |
| 2" | GNP-44/S4 | 356,5 | 117,5 | 168 | 83 |
| 2 1/2" | GNP-94/S5 | 391,5 | 138,5 | 204 | 103 |
| 3" | GNP-135/S5 | 415 | 147 | 262 | 108,5 |
| 4" | GNP-135/S5 | 452 | 147 | 262 | 108,5 |
| 5" | GNP-198/S5 | 506 | 163 | 268 | 121,5 |
| 6" | GNP-198/S6 | 531 | 163 | 268 | 121,5 |
| 8" | GNP-513/S5 | 631,5 | 201,5 | 390 | 152 |
| 10" | GNP-800/S5 | 738 | 227 | 454 | 174 |
| 12" | GNP-1280/S5 | 831 | 260 | 525 | 206 |
| 14" | GNP-2500/S5 | 856 | 356 | 722 | 294 |
| 16" | GNP-2500/S5 | 926 | 356 | 722 | 294 |
| 18" | GNP-3000/S6 | 1035 | 378 | 772 | 406 |
| 20" | GNP-3500/S5 | 1140 | 410 | 870 | 460 |

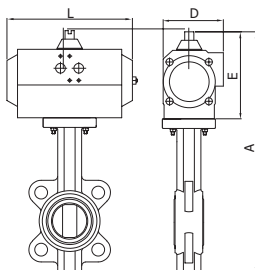
| GNP Doble efecto / GNP Double acting | | | | |
|---------------------------------------|--------|-------------|---------|---------|
| 5113 09 128 | 2" | GNP-44 | 4,900 | 167,98 |
| 5113 10 128 | 2 1/2" | GNP-44 | 5,400 | 175,73 |
| 5113 11 128 | 3" | GNP-44 | 5,900 | 180,46 |
| 5113 12 138 | 4" | GNP-60 | 8,700 | 208,47 |
| 5113 13 142 | 5" | GNP-94 | 10,700 | 235,95 |
| 5113 14 142 | 6" | GNP-94 | 12,200 | 237,19 |
| 5113 16 150 | 8" | GNP-198 | 20,300 | 368,36 |
| 5113 18 158 | 10" | GNP-300 | 30,200 | 510,81 |
| 5113 20 162 | 12" | GNP-513 | 49,500 | 753,18 |
| 5113 22 171 | 14" | GNP-1280 | 95,100 | 1248,30 |
| 5113 24 170 | 16" | GNP-1280 | 116,700 | 1723,56 |
| 5113 26 174 | 18" | GNP-1600 | 162,600 | 2241,72 |
| 5113 28 176 | 20" | GNP-2300 | 211,200 | 3940,87 |
| GNP Simple efecto / GNP Spring return | | | | |
| 5113 09 132 | 2" | GNP-44/S4 | 4,900 | 193,94 |
| 5113 10 144 | 2 1/2" | GNP-94/S5 | 6,900 | 251,97 |
| 5113 11 148 | 3" | GNP-135/S5 | 9,300 | 273,88 |
| 5113 12 148 | 4" | GNP-135/S5 | 11,500 | 285,42 |
| 5113 13 154 | 5" | GNP-198/S5 | 14,380 | 357,47 |
| 5113 14 156 | 6" | GNP-198/S6 | 15,700 | 384,01 |
| 5113 16 164 | 8" | GNP-513/S5 | 28,800 | 595,08 |
| 5113 18 168 | 10" | GNP-800/S5 | 44,500 | 872,96 |
| 5113 20 172 | 12" | GNP-1280/S5 | 83,600 | 1273,95 |
| 5113 22 180 | 14" | GNP-2500/S5 | 171,600 | 3320,02 |
| 5113 24 180 | 16" | GNP-2500/S5 | 193,200 | 3795,28 |
| 5113 26 185 | 18" | GNP-3000/S6 | 267,000 | 5797,93 |
| 5113 28 190 | 20" | GNP-3500/S5 | 395,000 | - |

Ref. 5119

Válvula mariposa tipo wafer
Características de válvula ver art. 2109.

Butterfly valve wafer type
Valve characteristics see art. 2109.

Actuador Gen-Air / Gen-Air actuator

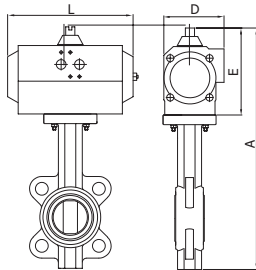


| GN | | | | | |
|--------|----------|------|-----|-----|-----|
| MED. | MOD. ACT | A | E | L | D |
| 2" | GN-15 | 350 | 111 | 165 | 81 |
| 2 1/2" | GN-15 | 364 | 111 | 165 | 81 |
| 3" | GN-17 | 379 | 111 | 197 | 81 |
| 4" | GN-20 | 433 | 128 | 177 | 96 |
| 5" | GN-25 | 470 | 128 | 239 | 96 |
| 6" | GN-25 | 496 | 128 | 239 | 96 |
| 8" | GN-35 | 614 | 184 | 246 | 131 |
| 10" | GN-40 | 695 | 184 | 290 | 131 |
| 12" | GN-45 | 769 | 198 | 351 | 145 |
| 14" | GN-60 | 787 | 287 | 420 | 230 |
| 16" | GN-60 | 857 | 287 | 420 | 230 |
| 18" | GN-65 | 912 | 287 | 502 | 230 |
| 20" | GN-70 | 1061 | 358 | 611 | 338 |

| GN | | | | | |
|--------|----------|-----|-----|-----|-----|
| MED. | MOD. ACT | A | E | L | D |
| 2" | GN-17/S5 | 350 | 111 | 197 | 81 |
| 2 1/2" | GN-25/S5 | 381 | 128 | 239 | 96 |
| 3" | GN-30/S4 | 415 | 147 | 230 | 114 |
| 4" | GN-30/S5 | 452 | 147 | 230 | 114 |
| 5" | GN-35/S4 | 527 | 184 | 246 | 131 |
| 6" | GN-35/S5 | 552 | 184 | 246 | 131 |
| 8" | GN-45/S4 | 628 | 198 | 351 | 145 |
| 10" | GN-50/S4 | 743 | 232 | 361 | 181 |
| 12" | GN-55/S6 | 803 | 232 | 418 | 181 |
| 14" | GN-70/S5 | 858 | 358 | 611 | 338 |
| 16" | GN-70/S6 | 928 | 358 | 611 | 338 |

| Gen-Air Doble efecto / Gen-Air Double acting | | | | |
|---|--------|----------|---------|---------|
| 5119 09 48 | 2" | GN-15 | 4,630 | 166,21 |
| 5119 10 48 | 2 1/2" | GN-15 | 5,130 | 175,81 |
| 5119 11 53 | 3" | GN-17 | 6,150 | 188,72 |
| 5119 12 64 | 4" | GN-20 | 8,870 | 225,76 |
| 5119 13 65 | 5" | GN-25 | 11,400 | 263,84 |
| 5119 14 65 | 6" | GN-25 | 12,900 | 276,93 |
| 5119 16 67 | 8" | GN-35 | 21,980 | 476,74 |
| 5119 18 68 | 10" | GN-40 | 30,230 | 558,04 |
| 5119 20 69 | 12" | GN-45 | 49,900 | 883,24 |
| 5119 22 57 | 14" | GN-60 | 92,300 | 1552,64 |
| 5119 24 54 | 16" | GN-60 | 113,900 | 2139,09 |
| 5119 26 58 | 18" | GN-65 | 161,300 | 2830,28 |
| 5119 28 100 | 20" | GN-70 | 219,000 | 4871,36 |
| Gen-Air Simple efecto / Gen-Air Spring return | | | | |
| 5119 09 51 | 2" | GN-17/S5 | 5,560 | 200,69 |
| 5119 10 85 | 2 1/2" | GN-25/S5 | 7,800 | 256,76 |
| 5119 11 78 | 3" | GN-30/S4 | 9,400 | 274,02 |
| 5119 12 86 | 4" | GN-30/S5 | 11,600 | 297,52 |
| 5119 13 87 | 5" | GN-35/S4 | 16,700 | 394,13 |
| 5119 14 88 | 6" | GN-35/S5 | 17,900 | 433,47 |
| 5119 16 81 | 8" | GN-45/S4 | 29,400 | 620,71 |
| 5119 18 95 | 10" | GN-50/S4 | 43,800 | 848,26 |
| 5119 20 90 | 12" | GN-55/S6 | 64,500 | 1220,17 |
| 5119 22 101 | 14" | GN-70/S5 | 139,000 | 3107,27 |
| 5119 24 102 | 16" | GN-70/S6 | 161,500 | 4045,06 |

Ref. 5119



Válvula mariposa tipo wafer
Características de válvula ver art. 2109.

Butterfly valve wafer type
Valve characteristics see art. 2109.

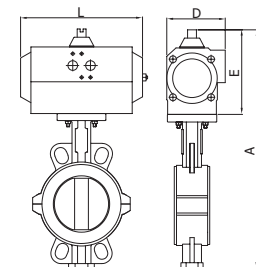
Actuador GNP / GNP actuator

| GNP | | | | | |
|--------|----------|-------|-------|-----|-------|
| MED. | MOD. ACT | A | E | L | D |
| 2" | GNP-44 | 356,5 | 117,5 | 168 | 83 |
| 2 1/2" | GNP-44 | 370,5 | 117,5 | 168 | 83 |
| 3" | GNP-44 | 385,5 | 117,5 | 168 | 83 |
| 4" | GNP-60 | 434,5 | 129,5 | 184 | 92 |
| 5" | GNP-94 | 481,5 | 138,5 | 204 | 103 |
| 6" | GNP-94 | 506,5 | 138,5 | 204 | 103 |
| 8" | GNP-198 | 593 | 163 | 268 | 121,5 |
| 10" | GNP-300 | 696 | 185 | 296 | 142 |
| 12" | GNP-513 | 772,5 | 201,5 | 390 | 152 |
| 14" | GNP-1280 | 760 | 260 | 260 | 206 |
| 16" | GNP-1280 | 830 | 260 | 525 | 206 |
| 18" | GNP-1600 | 910 | 285 | 532 | 226 |
| 20" | GNP-2300 | 1021 | 318 | 610 | 260 |

| GNP | | | | | |
|--------|-------------|-------|-------|-----|-------|
| MED. | MOD. ACT | A | E | L | D |
| 2" | GNP-44/S4 | 356,5 | 117,5 | 168 | 83 |
| 2 1/2" | GNP-94/S5 | 391,5 | 138,5 | 204 | 103 |
| 3" | GNP-135/S5 | 415 | 147 | 262 | 108,5 |
| 4" | GNP-135/S5 | 452 | 147 | 262 | 108,5 |
| 5" | GNP-198/S5 | 506 | 163 | 268 | 121,5 |
| 6" | GNP-198/S6 | 531 | 163 | 268 | 121,5 |
| 8" | GNP-513/S5 | 631,5 | 201,5 | 390 | 152 |
| 10" | GNP-800/S5 | 738 | 227 | 454 | 174 |
| 12" | GNP-1280/S5 | 831 | 260 | 525 | 206 |
| 14" | GNP-2500/S5 | 856 | 356 | 722 | 294 |
| 16" | GNP-2500/S5 | 926 | 356 | 722 | 294 |
| 18" | GNP-3000/S6 | 1035 | 378 | 772 | 406 |
| 20" | GNP-3500/S5 | 1140 | 410 | 870 | 460 |

| CÓDIGO CODE | MEDIDA SIZE | TIPO ACT. ACT. TYPE | PESO WEIGHT | P.V.P. € PRICE € |
|---------------------------------------|----------------|------------------------|----------------|---------------------|
| GNP Doble efecto / GNP Double acting | | | | |
| 5119 09 128 | 2" | GNP-44 | 4,900 | 173,93 |
| 5119 10 128 | 2 1/2" | GNP-44 | 5,400 | 184,31 |
| 5119 11 128 | 3" | GNP-44 | 5,900 | 195,91 |
| 5119 12 138 | 4" | GNP-60 | 8,700 | 234,81 |
| 5119 13 142 | 5" | GNP-94 | 10,700 | 273,19 |
| 5119 14 142 | 6" | GNP-94 | 12,200 | 286,97 |
| 5119 16 150 | 8" | GNP-198 | 20,300 | 495,84 |
| 5119 18 158 | 10" | GNP-300 | 30,200 | 585,93 |
| 5119 20 162 | 12" | GNP-513 | 49,500 | 927,40 |
| 5119 22 171 | 14" | GNP-1280 | 95,100 | 1627,82 |
| 5119 24 170 | 16" | GNP-1280 | 116,700 | 2172,09 |
| 5119 26 174 | 18" | GNP-1600 | 162,600 | 2838,50 |
| 5119 28 176 | 20" | GNP-2300 | 211,200 | 4866,35 |
| GNP Simple efecto / GNP Spring return | | | | |
| 5119 09 132 | 2" | GNP-44/S4 | 4,900 | 202,16 |
| 5119 10 144 | 2 1/2" | GNP-94/S5 | 6,900 | 266,55 |
| 5119 11 148 | 3" | GNP-135/S5 | 9,300 | 285,01 |
| 5119 12 148 | 4" | GNP-135/S5 | 11,500 | 309,45 |
| 5119 13 154 | 5" | GNP-198/S5 | 14,380 | 409,93 |
| 5119 14 156 | 6" | GNP-198/S6 | 15,700 | 450,84 |
| 5119 16 164 | 8" | GNP-513/S5 | 28,800 | 694,39 |
| 5119 18 168 | 10" | GNP-800/S5 | 44,500 | 941,04 |
| 5119 20 172 | 12" | GNP-1280/S5 | 83,600 | 1429,55 |
| 5119 22 180 | 14" | GNP-2500/S5 | 171,600 | 3623,23 |
| 5119 24 180 | 16" | GNP-2500/S5 | 193,200 | 4150,29 |
| 5119 26 185 | 18" | GNP-3000/S6 | 267,000 | 6653,41 |
| 5119 28 190 | 20" | GNP-3500/S5 | 395,000 | - |

Ref. 5114



Válvula mariposa tipo wafer inoxidable
Características de válvula ver art. 2104.

Stainless steel butterfly valve wafer type
Valve characteristics see art. 2104.

Actuador Gen-Air / Gen-Air actuator

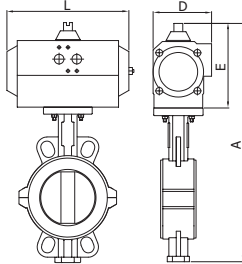
| GN | | | | | |
|--------|----------|-----|-----|-----|-----|
| MED. | MOD. ACT | A | E | L | D |
| 2" | GN-15 | 321 | 111 | 165 | 81 |
| 2 1/2" | GN-17 | 331 | 111 | 197 | 81 |
| 3" | GN-20 | 356 | 128 | 177 | 96 |
| 4" | GN-25 | 402 | 128 | 239 | 96 |
| 5" | GN-35 | 490 | 184 | 246 | 131 |
| 6" | GN-40 | 519 | 184 | 290 | 131 |
| 8" | GN-50 | 641 | 232 | 361 | 181 |
| 10" | GN-55 | 706 | 232 | 428 | 181 |

| GN | | | | | |
|--------|----------|-----|-----|-----|-----|
| MED. | MOD. ACT | A | E | L | D |
| 2" | GN-25/S4 | 338 | 128 | 239 | 96 |
| 2 1/2" | GN-25/S5 | 348 | 128 | 239 | 96 |
| 3" | GN-30/S4 | 375 | 147 | 230 | 114 |
| 4" | GN-35/S5 | 458 | 184 | 246 | 131 |
| 5" | GN-45/S5 | 504 | 198 | 351 | 145 |
| 6" | GN-50/S5 | 567 | 232 | 361 | 181 |
| 8" | GN-55/S5 | 698 | 287 | 418 | 181 |

| CÓDIGO CODE | MEDIDA SIZE | TIPO ACT. ACT. TYPE | PESO WEIGHT | P.V.P. € PRICE € |
|---|----------------|------------------------|----------------|---------------------|
| Gen-Air Doble efecto / Gen-Air Double acting | | | | |
| 5114 09 63 | 2" | GN-15 | 5,630 | 522,08 |
| 5114 10 52 | 2 1/2" | GN-17 | 6,570 | 611,35 |
| 5114 11 64 | 3" | GN-20 | 7,770 | 737,22 |
| 5114 12 65 | 4" | GN-25 | 10,500 | 926,26 |
| 5114 13 67 | 5" | GN-35 | 15,780 | 1180,50 |
| 5114 14 68 | 6" | GN-40 | 18,630 | 1445,45 |
| 5114 16 97 | 8" | GN-50 | 32,500 | 2516,63 |
| 5114 18 84 | 10" | GN-55 | 47,100 | 3421,08 |
| Gen-Air Simple efecto / Gen-Air Spring return | | | | |
| 5114 09 77 | 2" | GN-25/S4 | 8,280 | 597,53 |
| 5114 10 85 | 2 1/2" | GN-25/S5 | 8,880 | 689,36 |
| 5114 11 78 | 3" | GN-30/S4 | 10,470 | 804,15 |
| 5114 12 88 | 4" | GN-35/S5 | 15,520 | 1064,42 |
| 5114 13 89 | 5" | GN-45/S5 | 23,220 | 1334,45 |
| 5114 14 98 | 6" | GN-50/S5 | 32,230 | 1776,62 |
| 5114 16 99 | 8" | GN-55/S5 | 60,600 | 3014,19 |

CÓDIGO MEDIDA TIPO ACT. PESO P.V.P. €
CODE SIZE ACT. TYPE WEIGHT PRICE €

Ref. 5114



Válvula mariposa tipo wafer inoxidable
Características de válvula ver art. 2104.

Stainless steel butterfly valve wafer type
Valve characteristics see art. 2104.

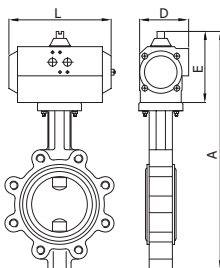
Actuador GNP / GNP actuator

| GNP | | | | | |
|--------|----------|-------|-------|-----|-------|
| MED. | MOD. ACT | A | E | L | D |
| 2" | GNP-44 | 327,5 | 117,5 | 168 | 83 |
| 2 1/2" | GNP-44 | 337,5 | 117,5 | 168 | 83 |
| 3" | GNP-60 | 357,5 | 129,5 | 184 | 92 |
| 4" | GNP-94 | 412,5 | 138,5 | 204 | 103 |
| 5" | GNP-198 | 469 | 163 | 268 | 121,5 |
| 6" | GNP-300 | 520 | 185 | 296 | 142 |
| 8" | GNP-513 | 610,5 | 201,5 | 390 | 152 |
| 10" | GNP-800 | 701,0 | 227,0 | 454 | 174 |

| GNP | | | | | |
|--------|-------------|-------|-------|-----|-------|
| MED. | MOD. ACT | A | E | L | D |
| 2" | GNP-94/S5 | 348,5 | 138,5 | 204 | 103 |
| 2 1/2" | GNP-94/S5 | 358,5 | 138,5 | 204 | 103 |
| 3" | GNP-135/S5 | 375 | 147 | 262 | 108,5 |
| 4" | GNP-198/S6 | 437 | 163 | 268 | 121,5 |
| 5" | GNP-513/S5 | 507,5 | 201,5 | 390 | 152 |
| 6" | GNP-800/S5 | 562 | 227 | 454 | 174 |
| 8" | GNP-1280/S5 | 669 | 260 | 525 | 206 |

| GNP Doble efecto / GNP Double acting | | | | |
|---------------------------------------|--------|-------------|--------|---------|
| 5114 09 128 | 2" | GNP-44 | 5,900 | 510,75 |
| 5114 10 128 | 2 1/2" | GNP-44 | 6,500 | 615,80 |
| 5114 11 138 | 3" | GNP-60 | 7,600 | 743,84 |
| 5114 12 142 | 4" | GNP-94 | 9,800 | 929,14 |
| 5114 13 150 | 5" | GNP-198 | 14,100 | 1180,65 |
| 5114 14 158 | 6" | GNP-300 | 18,600 | 1470,97 |
| 5114 16 162 | 8" | GNP-513 | 26,700 | 2517,76 |
| 5114 18 166 | 10" | GNP-800 | 45,000 | 3482,77 |
| GNP Simple efecto / GNP Spring return | | | | |
| 5114 09 144 | 2" | GNP-94/S5 | 7,400 | 607,72 |
| 5114 10 144 | 2 1/2" | GNP-94/S5 | 8,000 | 692,04 |
| 5114 11 148 | 3" | GNP-135/S5 | 10,400 | 827,80 |
| 5114 12 156 | 4" | GNP-198/S6 | 13,200 | 1060,76 |
| 5114 13 164 | 5" | GNP-513/S5 | 22,600 | 1405,96 |
| 5114 14 168 | 6" | GNP-800/S5 | 32,900 | 1868,86 |
| 5114 16 172 | 8" | GNP-1280/S5 | 60,800 | 3137,21 |

Ref. 5508



Válvula mariposa tipo LUG (bridas DIN)
Características de válvula ver art. 2108.

Butterfly valve LUG type (DIN flanges)
Valve characteristics see art. 2108.

Actuador Gen-Air / Gen-Air actuator

| GN | | | | | |
|--------|----------|-----|-----|-----|-----|
| MED. | MOD. ACT | A | E | L | D |
| 2" | GN-15 | 351 | 111 | 165 | 81 |
| 2 1/2" | GN-15 | 364 | 111 | 165 | 81 |
| 3" | GN-17 | 379 | 111 | 197 | 81 |
| 4" | GN-20 | 433 | 128 | 177 | 96 |
| 5" | GN-25 | 471 | 128 | 239 | 96 |
| 6" | GN-25 | 496 | 128 | 239 | 96 |
| 8" | GN-35 | 614 | 184 | 246 | 131 |
| 10" | GN-40 | 695 | 184 | 290 | 131 |
| 12" | GN-45 | 770 | 198 | 351 | 145 |

| GN | | | | | |
|--------|----------|-----|-----|-----|-----|
| MED. | MOD. ACT | A | E | L | D |
| 2" | GN-17/S5 | 351 | 111 | 197 | 81 |
| 2 1/2" | GN-25/S5 | 381 | 128 | 239 | 96 |
| 3" | GN-30/S4 | 415 | 147 | 230 | 114 |
| 4" | GN-30/S5 | 452 | 147 | 230 | 114 |
| 5" | GN-35/S4 | 527 | 184 | 246 | 131 |
| 6" | GN-35/S5 | 552 | 184 | 246 | 131 |
| 8" | GN-45/S4 | 628 | 198 | 351 | 145 |
| 10" | GN-50/S4 | 743 | 232 | 361 | 181 |
| 12" | GN-55/S6 | 804 | 232 | 418 | 181 |

| Gen-Air Doble efecto / Gen-Air Double acting | | | | |
|---|--------|----------|--------|---------|
| 5508 09 48 | 2" | GN-15 | 6,630 | 171,06 |
| 5508 10 48 | 2 1/2" | GN-15 | 7,330 | 181,48 |
| 5508 11 53 | 3" | GN-17 | 8,010 | 193,66 |
| 5508 12 64 | 4" | GN-20 | 11,830 | 238,61 |
| 5508 13 65 | 5" | GN-25 | 15,170 | 289,93 |
| 5508 14 65 | 6" | GN-25 | 17,300 | 305,74 |
| 5508 16 67 | 8" | GN-35 | 25,780 | 495,18 |
| 5508 18 68 | 10" | GN-40 | 37,330 | 662,83 |
| 5508 20 69 | 12" | GN-45 | 56,900 | 873,05 |
| Gen-Air Simple efecto / Gen-Air Spring return | | | | |
| 5508 09 51 | 2" | GN-17/S5 | 5,960 | 205,33 |
| 5508 10 85 | 2 1/2" | GN-25/S5 | 9,980 | 262,66 |
| 5508 11 78 | 3" | GN-30/S4 | 11,370 | 279,16 |
| 5508 12 86 | 4" | GN-30/S5 | 14,670 | 311,51 |
| 5508 13 87 | 5" | GN-35/S4 | 18,800 | 422,86 |
| 5508 14 88 | 6" | GN-35/S5 | 22,720 | 472,21 |
| 5508 16 81 | 8" | GN-45/S4 | 29,220 | 659,33 |
| 5508 18 95 | 10" | GN-50/S4 | 47,230 | 959,90 |
| 5508 20 90 | 12" | GN-55/S6 | 70,900 | 1236,87 |

Ref. 5508



Válvula mariposa tipo LUG (bridas DIN)
Características de válvula ver art. 2108.

Butterfly valve LUG type (DIN flanges)
Valve characteristics see art. 2108.

Actuador GNP / GNP actuator

| GNP | | | | | |
|--------|----------|-------|-------|-----|-------|
| MED. | MOD. ACT | A | E | L | D |
| 2" | GNP-44 | 357,5 | 117,5 | 168 | 83 |
| 2 1/2" | GNP-44 | 370,5 | 117,5 | 168 | 83 |
| 3" | GNP-44 | 385,5 | 117,5 | 168 | 83 |
| 4" | GNP-60 | 434,5 | 129,5 | 184 | 92 |
| 5" | GNP-94 | 481,5 | 138,5 | 204 | 103 |
| 6" | GNP-94 | 506,5 | 138,5 | 204 | 103 |
| 8" | GNP-198 | 593 | 163 | 268 | 121,5 |
| 10" | GNP-300 | 696 | 185 | 296 | 142 |
| 12" | GNP-513 | 773,5 | 201,5 | 390 | 152 |

| GNP | | | | | |
|--------|-------------|-------|-------|-----|-------|
| MED. | MOD. ACT | A | E | L | D |
| 2" | GNP-44/S4 | 357,5 | 117,5 | 168 | 83 |
| 2 1/2" | GNP-94/S5 | 391,5 | 138,5 | 204 | 103 |
| 3" | GNP-135/S5 | 415 | 147 | 262 | 108,5 |
| 4" | GNP-135/S5 | 452 | 147 | 262 | 108,5 |
| 5" | GNP-198/S5 | 506 | 163 | 268 | 121,5 |
| 6" | GNP-198/S6 | 531 | 163 | 268 | 121,5 |
| 8" | GNP-513/S5 | 631,5 | 201,5 | 390 | 152 |
| 10" | GNP-800/S5 | 738 | 227 | 454 | 174 |
| 12" | GNP-1280/S5 | 832 | 260 | 525 | 206 |

| CÓDIGO CODE | MEDIDA SIZE | TIPO ACT. ACT. TYPE | PESO WEIGHT | P.V.P. € PRICE € |
|----------------|----------------|------------------------|----------------|---------------------|
|----------------|----------------|------------------------|----------------|---------------------|

| GNP Doble efecto / GNP Double acting | | | | |
|---------------------------------------|--------|-------------|--------|---------|
| 5508 09 128 | 2" | GNP-44 | 6,900 | 174,25 |
| 5508 10 128 | 2 1/2" | GNP-44 | 7,600 | 184,45 |
| 5508 11 128 | 3" | GNP-44 | 7,760 | 204,59 |
| 5508 12 138 | 4" | GNP-60 | 11,660 | 243,09 |
| 5508 13 142 | 5" | GNP-94 | 14,470 | 295,96 |
| 5508 14 142 | 6" | GNP-94 | 16,600 | 312,11 |
| 5508 16 150 | 8" | GNP-198 | 24,100 | 471,23 |
| 5508 18 158 | 10" | GNP-300 | 37,300 | 664,12 |
| 5508 20 162 | 12" | GNP-513 | 56,440 | 874,73 |
| GNP Simple efecto / GNP Spring return | | | | |
| 5508 09 132 | 2" | GNP-44/S4 | 5,570 | 209,40 |
| 5508 10 144 | 2 1/2" | GNP-94/S5 | 9,400 | 267,12 |
| 5508 11 148 | 3" | GNP-135/S5 | 11,300 | 304,68 |
| 5508 12 148 | 4" | GNP-135/S5 | 14,600 | 329,52 |
| 5508 13 154 | 5" | GNP-198/S5 | 16,480 | 415,71 |
| 5508 14 156 | 6" | GNP-198/S6 | 20,400 | 465,34 |
| 5508 16 164 | 8" | GNP-513/S5 | 28,600 | 745,39 |
| 5508 18 168 | 10" | GNP-800/S5 | 47,900 | 1060,52 |
| 5508 20 172 | 12" | GNP-1280/S5 | 90,000 | 1558,60 |

Ref. 5508A



Válvula mariposa tipo LUG (bridas ANSI)
Características de válvula ver art. 2108A.

Butterfly valve LUG type (ANSI flanges)
Valve characteristics see art. 2108A.

Actuador Gen-Air / Gen-Air actuator

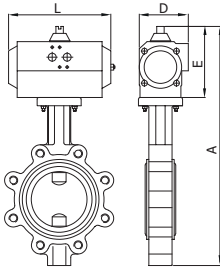
| GN | | | | | |
|--------|----------|------|-----|-----|-----|
| MED. | MOD. ACT | A | E | L | D |
| 2" | GN-15 | 351 | 111 | 165 | 81 |
| 2 1/2" | GN-15 | 364 | 111 | 165 | 81 |
| 3" | GN-17 | 379 | 111 | 197 | 81 |
| 4" | GN-20 | 433 | 128 | 177 | 96 |
| 5" | GN-25 | 471 | 128 | 239 | 96 |
| 6" | GN-25 | 496 | 128 | 239 | 96 |
| 8" | GN-35 | 614 | 184 | 246 | 131 |
| 10" | GN-40 | 695 | 184 | 290 | 131 |
| 12" | GN-45 | 770 | 198 | 351 | 145 |
| 14" | GN-60 | 865 | 287 | 420 | 230 |
| 16" | GN-60 | 933 | 287 | 420 | 230 |
| 18" | GN-65 | 990 | 287 | 502 | 230 |
| 20" | GN-70 | 1126 | 358 | 611 | 338 |

| GN | | | | | |
|--------|----------|------|-----|-----|-----|
| MED. | MOD. ACT | A | E | L | D |
| 2" | GN-17/S5 | 351 | 111 | 197 | 81 |
| 2 1/2" | GN-25/S5 | 381 | 128 | 239 | 96 |
| 3" | GN-30/S4 | 415 | 147 | 230 | 114 |
| 4" | GN-30/S5 | 452 | 147 | 230 | 114 |
| 5" | GN-35/S4 | 527 | 184 | 246 | 131 |
| 6" | GN-35/S5 | 552 | 184 | 246 | 131 |
| 8" | GN-45/S4 | 628 | 198 | 351 | 145 |
| 10" | GN-50/S4 | 743 | 232 | 361 | 181 |
| 12" | GN-55/S6 | 804 | 232 | 418 | 181 |
| 14" | GN-70/S5 | 936 | 358 | 611 | 338 |
| 16" | GN-70/S6 | 1004 | 358 | 611 | 338 |

| Gen-Air Doble efecto / Gen-Air Double acting | | | | |
|---|--------|----------|---------|---------|
| 5508A 09 48 | 2" | GN-15 | 6,630 | 170,69 |
| 5508A 10 48 | 2 1/2" | GN-15 | 7,330 | 180,66 |
| 5508A 11 53 | 3" | GN-17 | 8,010 | 200,40 |
| 5508A 12 64 | 4" | GN-20 | 11,830 | 238,14 |
| 5508A 13 65 | 5" | GN-25 | 15,170 | 289,93 |
| 5508A 14 65 | 6" | GN-25 | 17,300 | 305,74 |
| 5508A 16 67 | 8" | GN-35 | 25,780 | 494,57 |
| 5508A 18 68 | 10" | GN-40 | 37,330 | 650,56 |
| 5508A 20 69 | 12" | GN-45 | 56,900 | 937,31 |
| 5508A 22 57 | 14" | GN-60 | 99,000 | 2011,36 |
| 5508A 24 54 | 16" | GN-60 | 127,400 | 2551,69 |
| 5508A 26 58 | 18" | GN-65 | 188,500 | 3304,94 |
| 5508A 28 100 | 20" | GN-70 | 247,500 | 5184,00 |
| Gen-Air Simple efecto / Gen-Air Spring return | | | | |
| 5508A 09 51 | 2" | GN-17/S5 | 5,960 | 206,07 |
| 5508A 10 85 | 2 1/2" | GN-25/S5 | 9,980 | 263,56 |
| 5508A 11 78 | 3" | GN-30/S4 | 11,370 | 280,17 |
| 5508A 12 86 | 4" | GN-30/S5 | 14,670 | 314,32 |
| 5508A 13 87 | 5" | GN-35/S4 | 18,800 | 441,27 |
| 5508A 14 88 | 6" | GN-35/S5 | 22,720 | 453,43 |
| 5508A 16 81 | 8" | GN-45/S4 | 29,220 | 660,35 |
| 5508A 18 95 | 10" | GN-50/S4 | 47,230 | 952,33 |
| 5508A 20 90 | 12" | GN-55/S6 | 70,900 | 1306,87 |
| 5508A 22 101 | 14" | GN-70/S5 | 144,700 | 3231,10 |
| 5508A 24 102 | 16" | GN-70/S6 | 173,100 | 4285,52 |

CÓDIGO MEDIDA TIPO ACT. PESO P.V.P. €
CODE SIZE ACT. TYPE WEIGHT PRICE €

Ref. 5508A



Válvula mariposa tipo LUG (bridas ANSI)
Características de válvula ver art. 2108A.

Butterfly valve LUG type (ANSI flanges)
Valve characteristics see art. 2108A.

Actuador GNP / GNP actuator

| GNP | | | | | |
|--------|----------|-------|-------|-----|-------|
| MED. | MOD. ACT | A | E | L | D |
| 2" | GNP-44 | 357,5 | 117,5 | 168 | 83 |
| 2 1/2" | GNP-44 | 370,5 | 117,5 | 168 | 83 |
| 3" | GNP-44 | 385,5 | 117,5 | 168 | 83 |
| 3" | GNP-60 | 434,5 | 129,5 | 184 | 92 |
| 5" | GNP-94 | 481,5 | 138,5 | 204 | 103 |
| 6" | GNP-94 | 506,5 | 138,5 | 204 | 103 |
| 8" | GNP-198 | 593 | 163 | 268 | 121,5 |
| 10" | GNP-300 | 696 | 185 | 296 | 142 |
| 12" | GNP-513 | 773,5 | 201,5 | 390 | 152 |
| 14" | GNP-1280 | 838 | 260 | 525 | 206 |
| 16" | GNP-1280 | 906 | 260 | 525 | 206 |
| 18" | GNP-1600 | 988 | 285 | 532 | 226 |
| 20" | GNP-2300 | 1086 | 318 | 610 | 260 |

| GNP | | | | | |
|--------|-------------|-------|-------|-----|-------|
| MED. | MOD. ACT | A | E | L | D |
| 2" | GNP-44/S4 | 357,5 | 117,5 | 168 | 83 |
| 2 1/2" | GNP-94/S5 | 391,5 | 138,5 | 204 | 103 |
| 3" | GNP-135/S5 | 415 | 147 | 262 | 108,5 |
| 4" | GNP-135/S5 | 452 | 147 | 262 | 108,5 |
| 5" | GNP-198/S5 | 506 | 163 | 268 | 121,5 |
| 6" | GNP-198/S6 | 531 | 163 | 268 | 121,5 |
| 8" | GNP-513/S5 | 631,5 | 201,5 | 390 | 152 |
| 10" | GNP-800/S5 | 738 | 227 | 454 | 174 |
| 12" | GNP-1280/S5 | 831 | 260 | 525 | 206 |
| 14" | GNP-2500/S5 | 934 | 356 | 722 | 294 |
| 16" | GNP-2500/S5 | 1002 | 356 | 722 | 294 |

| GNP Doble efecto / GNP Double acting | | | | |
|---------------------------------------|--------|-------------|---------|---------|
| 5508A 09 128 | 2" | GNP-44 | 6,900 | 175,95 |
| 5508A 10 128 | 2 1/2" | GNP-44 | 7,600 | 185,12 |
| 5508A 11 128 | 3" | GNP-44 | 7,760 | 204,12 |
| 5508A 12 138 | 4" | GNP-60 | 11,660 | 242,55 |
| 5508A 13 142 | 5" | GNP-94 | 14,470 | 295,29 |
| 5508A 14 142 | 6" | GNP-94 | 16,600 | 311,40 |
| 5508A 16 150 | 8" | GNP-198 | 24,100 | 503,73 |
| 5508A 18 158 | 10" | GNP-300 | 37,300 | 662,61 |
| 5508A 20 162 | 12" | GNP-513 | 56,440 | 937,31 |
| 5508A 22 170 | 14" | GNP-1280 | 101,800 | 2011,36 |
| 5508A 24 170 | 16" | GNP-1280 | 130,200 | 2551,69 |
| 5508A 26 174 | 18" | GNP-1600 | 189,800 | 3304,94 |
| 5508A 28 176 | 20" | GNP-2300 | 239,700 | 5184,00 |
| GNP Simple efecto / GNP Spring return | | | | |
| 5508A 09 132 | 2" | GNP-44/S4 | 5,570 | 204,29 |
| 5508A 10 144 | 2 1/2" | GNP-94/S5 | 9,400 | 269,83 |
| 5508A 11 148 | 3" | GNP-135/S5 | 11,300 | 296,86 |
| 5508A 12 148 | 4" | GNP-135/S5 | 14,600 | 317,81 |
| 5508A 13 154 | 5" | GNP-198/S5 | 16,480 | 422,87 |
| 5508A 14 156 | 6" | GNP-198/S6 | 20,400 | 450,57 |
| 5508A 16 164 | 8" | GNP-513/S5 | 28,600 | 746,95 |
| 5508A 18 168 | 10" | GNP-800/S5 | 47,900 | 1043,75 |
| 5508A 20 172 | 12" | GNP-1280/S5 | 90,000 | 1572,78 |
| 5508A 22 180 | 14" | GNP-2500/S5 | 177,600 | 3940,85 |
| 5508A 24 180 | 16" | GNP-2500/S5 | 206,000 | 4406,10 |

Ref. 4519



Electroválvula 5 vías

Acoplamiento conforme con la norma Namur 5 vías / 2 posiciones. Dispositivo de mando manual. Consumo 5 W. Grado de protección: IP 65 con conector y juntas. Racores: 1/4" gas. Presión de trabajo: min. 2 bar máx. 10 bar. Límite de temperaturas: -20°C +70°C.

5-ways solenoid valve

Coupling according norm Namur functioning 5 ways / 2 positions. Manual control device. Consumption 5 W. Protection: IP 65 with connector and seals. Connectors: 1/4" gas. Working pressure: min. 2 bar max. 10 bar. Temperature limits: -20°C +70°C.

| | | | | |
|--------------|------|---|-------|-------|
| 4519 02 A12V | A12V | - | 0,300 | 38,60 |
| 4519 02 C12V | C12V | - | 0,300 | 38,60 |
| 4519 02 A24V | A24V | - | 0,300 | 38,60 |
| 4519 02 C24V | C24V | - | 0,300 | 38,60 |
| 4519 02 A48V | A48V | - | 0,300 | 38,60 |
| 4519 02 C48V | C48V | - | 0,300 | 38,60 |
| 4519 02 110V | 110V | - | 0,300 | 38,60 |
| 4519 02 220V | 220V | - | 0,300 | 38,60 |

Ref. 4521



Electroválvula 5 vías con bobina de seguridad
Intrínseca = ATEX Ex 2G EEx ia IIC T6.

5-ways solenoid valve with intrinsic safety coil
ATEX Ex 2G EEx ia IIC T6.

| | | | | |
|---------|------|---|-------|--------|
| 4521 02 | C24V | - | 0,000 | 213,11 |
|---------|------|---|-------|--------|

Ref. 4522



Electroválvula 5 vías con bobina antideflagrante
ATEX Ex 2G EEx m II T4.

5 ways solenoid valve with protection by encapsulation coil
ATEX Ex 2G EEx m II T4.

| | | | | |
|---------|------|---|-------|--------|
| 4522 02 | C24V | - | 0,000 | 213,11 |
| 4522 02 | 220V | - | 0,000 | 213,11 |

Ref. **4523**




Electroválvula 5 vías biestable
Acoplamiento conforme con la norma Namur.

5 ways solenoid valve dual stable
Coupling according NAMUR std.

| CÓDIGO CODE | MEDIDA SIZE | TIPO ACT. ACT. TYPE | PESO WEIGHT | P.V.P. € PRICE € |
|----------------|----------------|------------------------|----------------|---------------------|
| 4523 02 C24V | C24V | - | 0,001 | 123,60 |
| 4523 02 220V | 220V | - | 0,001 | 123,60 |

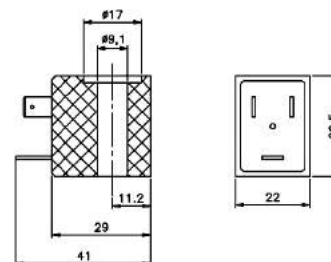
Ref. **4819**



Bobina para electroválvulas 5 vías
Tolerancia de tensión
C.A. +10% - 15%
C.C. +10% - 5%
Voltajes C.A.: 24-48-110-220 50/60 Hz
C.C.: 12-24

5 W solenoid valve coil
Power tolerance
A.C. +10% - 15%
D.C. +10% - 5%
Voltages A.C.: 24-48-110-220 50/60 Hz
C.C.: 12-24

| | | | | |
|-----------|---|---|-------|-------------|
| 4819 A12V | - | - | 0,054 | 5,23 |
| 4819 C12V | - | - | 0,054 | 5,23 |
| 4819 A24V | - | - | 0,054 | 5,23 |
| 4819 C24V | - | - | 0,054 | 5,23 |
| 4819 A48V | - | - | 0,054 | 5,23 |
| 4819 110V | - | - | 0,054 | 5,23 |
| 4819 220V | - | - | 0,054 | 5,23 |



Ref. **4821**

NEW

Bobina para electroválvula 5 vías
Seguridad Intrínseca: AtexEExia IIC T6

5 waysolenoid valve coil
Intrinsic safety: AtexEExia IIC T6



| | | | | |
|-----------|---|---|---|---------------|
| 4821 C24V | - | - | - | 112,32 |
|-----------|---|---|---|---------------|

Ref. **4822**

NEW

Bobina para electroválvula 5 vías
Antideflagrante: AtexEEx m II T4

5 way solenoid valve coil
Encapsulation coil: AtexEEx m II T4



| | | | | |
|-----------|---|---|---|---------------|
| 4822 C24V | - | - | - | 163,37 |
| 4822 220V | - | - | - | 163,37 |

| CÓDIGO CODE | MEDIDA SIZE | TIPO ACT. ACT. TYPE | PESO WEIGHT | P.V.P. € PRICE € |
|----------------|----------------|------------------------|----------------|---------------------|
|----------------|----------------|------------------------|----------------|---------------------|

Ref. 4801



(4801 05) Conector tripolar 5W
Conector de 3 polos. Potencia 5W. DIN 43650. Grado de protección IP65.

| | | | | |
|---------|---|---|-------|------|
| 4801 05 | - | - | 0,020 | 2,23 |
|---------|---|---|-------|------|

(4801 08) 3-Pole 5W connector
3-Pole connector. 5W power. DIN 43650. IP65 degree protection.

Ref. 4800



Conector tripolar 5 W con cable
DIN 43650 IP65.

| | | | | |
|---------|---|---|-------|-------|
| 4800 05 | - | - | 0,100 | 14,04 |
|---------|---|---|-------|-------|

3-Pole 5 W connector with wires
DIN 43650 IP65.

Ref. 5950 - 5951



Posicionador rotativo

Positioners rotary

Neumático - señal 3 - 15 PSI

| | | | | |
|---------|---|---|------|--------|
| 5950 00 | - | - | 1,76 | 466,74 |
|---------|---|---|------|--------|

Actuador no incluido. / Actuator not included.

Pneumatic - signal 3 - 15 PSI

Electroneumático - señal 4-20 mA

| | | | | |
|---------|---|---|-------|--------|
| 5951 00 | - | - | 2,362 | 611,14 |
|---------|---|---|-------|--------|

Actuador no incluido / Actuator not included.

Electropneumatic - signal 4-20 mA

Electroneumático - señal 4-20 mA con retransmisor de posición

| | | | | |
|---------|---|---|------|--------|
| 5951 04 | - | - | 2,75 | 840,63 |
|---------|---|---|------|--------|

Actuador no incluido. / Actuator not included.

Electropneumatic - signal 4-20 mA with position transmitter

Ref. 5952



Posicionador lineal Electroneumático - señal 4-20 mA.

| | | | | |
|---------|---|---|-------|--------|
| 5952 00 | - | - | 2,800 | 611,14 |
|---------|---|---|-------|--------|

Válvula no incluida. / Valve not included.

Lineal positioner Electropneumatic signal 4-20 mA.

Posicionador lineal Neumático = señal 3-15 PSI

| | | | | |
|---------|---|---|-------|--------|
| 5952 02 | - | - | 2,800 | 466,74 |
|---------|---|---|-------|--------|

Válvula no incluida. / Valve not included.

Lineal positioner Pneumatic = Signal 3-15 PSI

Posicionador lineal Electroneumático - Señal 4 - 20 mA con retransmisor de posición

| | | | | |
|---------|---|---|-------|--------|
| 5952 04 | - | - | 2,800 | 840,63 |
|---------|---|---|-------|--------|

Válvula no incluida. / Valve not included.

Lineal positioner Electropneumatic - Signal 4 - 20 mA with position transmitter

| CÓDIGO CODE | MEDIDA SIZE | TIPO ACT. ACT. TYPE | PESO WEIGHT | P.V.P. € PRICE € |
|----------------|----------------|------------------------|----------------|---------------------|
|----------------|----------------|------------------------|----------------|---------------------|

Ref. 5954



Posicionador Digital

Para actuador lineal ó rotativo Simple efecto - Señal 4 – 20 mA

Smart Positioner

For linear or rotary actuator Single Acting -Signal 4 – 20 mA

| | | | | |
|---------|---|---|---|---------|
| 5954 00 | - | - | - | 1925,69 |
|---------|---|---|---|---------|

Ref. 5953



Controlador de velocidad para actuadores neumáticos

Montaje directo entre actuador y electroválvula NAMUR 5/2.

Pneumatic actuator speed controller

Directly mounts between the actuator and NAMUR solenoid valve 5/2.

| | | | | |
|---------|---|---|-----|-------|
| 5953 02 | - | - | 0,1 | 41,08 |
|---------|---|---|-----|-------|

Ref. P5953



Placa adaptadora para controlador de velocidad de actuadores neumáticos

Montaje directo sobre actuador conexión NAMUR.

Adaptor plate for pneumatic actuator speed controller

Directly mounts on actuator NAMUR connection.

| | | | | |
|-------|---|---|-----|-------|
| P5953 | - | - | 0,1 | 14,15 |
|-------|---|---|-----|-------|

Ref. 5971



Reductor manual de emergencia

Gear box for emergency control

| | | | | |
|---------|--------|---|--------|--------|
| 5971 04 | 200 Nm | - | 5,500 | 218,20 |
| 5971 05 | 600 Nm | - | 15,500 | 429,84 |
| 5971 06 | 900 Nm | - | 16,000 | 515,84 |

Válvula y actuador no incluido. / Valve and actuator not included.

Ref. 5975 - 5976 - 5977 - 5977A - 5977B - 5978 - 5978A

Reductores manuales

Tipo sin fin corona. Cuerpo de fundición.

Gear operators

Worm gear type. Cast iron body.

| | | | | |
|-------|---------|---|--------|--------|
| 5975 | 300 Nm | - | 4,8 | 48,40 |
| 5976 | 750 Nm | - | 10 | 81,51 |
| 5977 | 1200 Nm | - | 12,25 | 95,06 |
| 5977A | 1200 Nm | - | 11,8 | 95,06 |
| 5977B | 1200 Nm | - | 11,8 | 95,06 |
| 5978 | 2000 Nm | - | - | 258,27 |
| 5978A | 2000 Nm | - | 32,500 | 258,27 |

| Ref. | Torque | S x S | T | U | K | R |
|-------|---------|---------|------|------|-----|-----|
| 5975 | 300 Nm | 17 x 17 | F 07 | F 05 | M8 | M6 |
| 5976 | 750 Nm | 22 x 22 | F 10 | F 07 | M10 | M8 |
| 5977 | 1200 Nm | 22 x 22 | F 10 | --- | M10 | --- |
| 5977A | 1200 Nm | 22 x 22 | F 12 | --- | M12 | --- |
| 5977B | 1200 Nm | 27 x 27 | F 14 | --- | M16 | --- |
| 5978 | 2000 Nm | 27 x 27 | F 14 | --- | M16 | --- |
| 5978A | 2000 Nm | 36 x 36 | F 14 | --- | M16 | --- |



| CÓDIGO CODE | MEDIDA SIZE | TIPO ACT. ACT. TYPE | PESO WEIGHT | P.V.P. € PRICE € |
|----------------|----------------|------------------------|----------------|---------------------|
|----------------|----------------|------------------------|----------------|---------------------|

Ref. 5984



Reductores manuales
Tipo sin fin corona. Cuerpo de aluminio.

Gear operators
Worm gear type. Cast aluminium body.

| | | | | |
|---------|--------|---|-------|--------|
| 5984 04 | 150 Nm | - | 1,500 | 52,27 |
| 5984 05 | 250 Nm | - | 1,900 | 79,50 |
| 5984 06 | 750 Nm | - | 5,200 | 119,25 |

Ref. 5985

NEW

Mando manual con retorno por muelle

Manual device with spring return



| Ref. | Torque | S x S | F |
|---------|--------|---------|-------------|
| 5985 02 | 11 Nm | 11 x 11 | F03/F05 |
| 5985 07 | 21 Nm | 14 x 14 | F03/F05/F07 |
| 5985 09 | 40 Nm | 17 x 14 | F05/F07 |

| | | | | |
|---------|-------|---|-------|--------|
| 5985 02 | 11 Nm | - | 1,870 | 477,69 |
| 5985 07 | 21 Nm | - | 1,870 | 477,69 |
| 5985 09 | 40 Nm | - | 5,170 | 840,74 |

Válvula no incluida / Valve not included

Ref. 5987



Microrruptores final de carrera
En caja de aluminio norma NAMUR - IP 67.

Limit switch box
In aluminium "NAMUR" box - IP 67.

Electromecánico

Electromechanical

2 sensores inductivos ALPS 10-30VCC 2 hilos

2 inductive sensors ALPS 10-30VCC 2 wire

2 Sensores inductivos ALPS 10-30VDC 3 hilos "PNP"

2 inductive sensors ALPS 10-30VDC 3 wire PNP

2 sensores inductivos NCB2-V3-NO "P + F" (ATEX EEX ia II C T6. 8V)

2 inductive sensors NCB2-V3-NO "P + F" (ATEX EEX ia II C T6. 8V).

| | | | | |
|---------|---|---|-------|-------|
| 5987 02 | - | - | 0,609 | 51,24 |
|---------|---|---|-------|-------|

Actuador no incluido. / Actuator not included.

| | | | | |
|---------|---|---|---|--------|
| 5987 04 | - | - | - | 140,42 |
|---------|---|---|---|--------|

Actuador no incluido. / Actuator not included.

| | | | | |
|---------|---|---|-------|--------|
| 5987 06 | - | - | 0,609 | 168,51 |
|---------|---|---|-------|--------|

Actuador no incluido. / Actuator not included.

| | | | | |
|---------|---|---|-------|--------|
| 5987 08 | - | - | 0,625 | 233,20 |
|---------|---|---|-------|--------|

Actuador no incluido. / Actuator not included.

Ref. 5987



Microrruptores final de carrera
En caja de aluminio ATEX Ex d II B T6- NAMUR IP67.

Limit switch box
In aluminium ATEX Ex d II B T6 - NAMUR IP67.

Electromecánico CROUZET (125-250VAC)

Electromechanical CROUZET (125-250VAC)

2 sensores inductivos NCB2-V3-NO "P+F" (ATEX EEX ia II C T6. 8V).

2 inductive sensors NCB2-V3-NO "P+F" (ATEX EEX ia II C T6. 8V).

| | | | | |
|---------|---|---|-----|--------|
| 5987 10 | - | - | 1,5 | 225,67 |
|---------|---|---|-----|--------|

Actuador no incluido. / Actuator not included.

| | | | | |
|---------|---|---|------|--------|
| 5987 12 | - | - | 1,48 | 346,03 |
|---------|---|---|------|--------|

Actuador no incluido. / Actuator not included.

Ref. 5987 20



Cabezal de control para Actuadores Neumáticos Rotativos On/Off con sensores, electroválvula y bus de comunicación AS-i

En caja de aluminio norma NAMUR - IP67- 24VDC.

*Top controller for Pneumatic Actuators On/Off with sensors, solenoid and communication card AS-i
In aluminium NAMUR box - IP67- 24VDC.*

| CÓDIGO CODE | MEDIDA SIZE | TIPO ACT. ACT. TYPE | PESO WEIGHT | P.V.P. € PRICE € |
|----------------|----------------|------------------------|----------------|---------------------|
|----------------|----------------|------------------------|----------------|---------------------|

| | | | | |
|---------|---|---|---|--------|
| 5987 20 | - | - | - | 638,02 |
|---------|---|---|---|--------|

Ref. 5315



Microrruptor final de carrera sobre válvula manual(*)

Limit switch box installed on handle valve()*

Electromecánico a válvula soldar/roscar
Ver art. 5987 02.

*Electromechanical welded/threaded valve
See art. 5987 02.*

Inductivos (Atex) a válvula soldar/roscar
Ver art. 5987 08.

*Inductive welded/threaded valve
See art. 5987 08.*

| | | | | |
|------------|-----------|---|---|--------|
| 5315 02 02 | 1/4"-1/2" | - | - | 196,35 |
| 5315 05 02 | 3/4"-1" | - | - | 196,35 |
| 5315 07 02 | 1 1/4"-2" | - | - | 196,35 |
| 5315 10 02 | 2 1/2"-4" | - | - | 196,35 |

Válvula no incluida. / Valve not included.

| | | | | |
|------------|-----------|---|---|--------|
| 5315 02 08 | 1/4"-1/2" | - | - | 307,65 |
| 5315 05 08 | 3/4"-1" | - | - | 307,65 |
| 5315 07 08 | 1 1/4"-2" | - | - | 307,65 |
| 5315 10 08 | 2 1/2"-4" | - | - | 307,65 |

Válvula no incluida. / Valve not included.

Ref. 5328



Microrruptor final de carrera sobre válvula manual(*)

Limit switch box installed on handle valve()*

Electromecánico a válvula bridada
Ver art. 5987 02.

*Electromechanical to flanged valve
See art. 5987 02.*

Inductivos (Atex) a válvula bridada
Ver art. 5987 08.

*Inductives (Atex) to flanged valve
See art. 5987 08.*

| | | | | |
|------------|-----------|---|---|--------|
| 5328 04 02 | 1/2"-3/4" | - | - | 196,35 |
| 5328 06 02 | 1" | - | - | 196,35 |
| 5328 07 02 | 1 1/4"-2" | - | - | 196,35 |
| 5328 10 02 | 2 1/2"-4" | - | - | 196,35 |

Válvula no incluida. / Valve not included.

| | | | | |
|------------|-----------|---|---|--------|
| 5328 04 08 | 1/2"-3/4" | - | - | 307,65 |
| 5328 06 08 | 1" | - | - | 307,65 |
| 5328 07 08 | 1 1/4"-2" | - | - | 307,65 |
| 5328 10 08 | 2 1/2"-4" | - | - | 307,65 |

Válvula no incluida. / Valve not included.

| CÓDIGO CODE | MEDIDA SIZE | TIPO ACT. ACT. TYPE | PESO WEIGHT | P.V.P. € PRICE € |
|----------------|----------------|------------------------|----------------|---------------------|
|----------------|----------------|------------------------|----------------|---------------------|

Ref. 5309

NEW

Microrruptor final de carrera sobre válvula manual(*)

Limit switch box installed on handle valve()*

Electromecánico a válvula mariposa
Ver art. 5987 02.

*Electromechanical to butterfly valve
See art. 5987 02.*

Inductivos (Atex) a válvula mariposa
Ver art. 5987 08

*Inductives (Atex) to butterfly valve
See art. 5987 08.*



| | | | | |
|------------|---------|---|---|--------|
| 5309 09 02 | 2" - 3" | - | - | 196,35 |
| 5309 12 02 | 4" - 6" | - | - | 196,35 |
| 5309 16 02 | 8" | - | - | 196,35 |
| 5309 18 02 | 10" | - | - | 307,65 |

Válvula no incluida. / Valve not included.

| | | | | |
|------------|-----------|---|---|--------|
| 5309 09 08 | 2" - 3" | - | - | 307,65 |
| 5309 12 08 | 3/4"-1" | - | - | 307,65 |
| 5309 16 08 | 1 1/4"-2" | - | - | 307,65 |
| 5315 10 08 | 2 1/2"-4" | - | - | 307,65 |

Válvula no incluida. / Valve not included.

Ref. 5981

Microrruptor final de carrera sobre reductor manual(*)

Electromecánico a reductor manual.
Ver art. 5987 02.

Limit switch box installed on gear operator()
Electromechanical to gear operator.
See art. 5987 02.*



| | | | | |
|---------|--------|---|-----|--------|
| 5981 00 | 5975** | - | 0,5 | 102,28 |
| 5981 02 | 5976** | - | 0,5 | 111,98 |
| 5981 04 | 5977** | - | - | 136,44 |

*Reductor manual no incluido.

**Referencia del reductor manual. / *Gear operator not included.

**Gear operator reference.

Ref. 5988

NEW

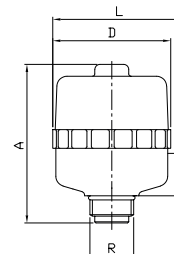
Microrruptor final de carrera para válvula de asiento
inclinado
Electromecánico

*Limit switch box for angle seat valve
Electromechanical*



| | | | | |
|---------|---|---|---|--------|
| 5988 01 | - | - | - | 135,85 |
|---------|---|---|---|--------|

Válvula no incluida / Valve not included



MONTAJES BAJO DEMANDA
ASSEMBLY ON REQUEST

| CÓDIGO CODE | MEDIDA SIZE | PESO WEIGHT | CAJA BOX CARTON | P.V.P. € PRICE € |
|----------------|----------------|----------------|--------------------|---------------------|
|----------------|----------------|----------------|--------------------|---------------------|

Ref. **5334**



Extensor para válvula automatizada (*)
(*) Válvula no incluida (consultar modelo de válvula)

Extension for automated valve (*)
(*) Valve not included (consult the model of the valve)

| L= 50 mm | | | | |
|-------------|----------|---|---|---------------|
| 5334 09 050 | L=50 mm | - | - | 61,32 |
| 5334 11 050 | L= 50 mm | - | - | 61,14 |
| L= 100 mm | | | | |
| 5334 14 100 | L= 100mm | - | - | 91,40 |
| 5334 17 100 | L= 100mm | - | - | 109,44 |

Precios a consultar / Prices on request.

Válvulas roscar – soldar / Threaded – welded valves

| Ref. | ART. 2015 - 2025, 2026 - 2027 | ART. 2040 - 2041 |
|-------------|-------------------------------|------------------|
| 5334 09 050 | 1/4" - 1/2" | 1/4" - 1/2" |
| 5334 11 050 | 3/4" - 1" | 3/4" - 1" |
| 5334 14 100 | 1 1/4" - 2" | 1 1/4" - 2" |
| 5334 14 100 | 2 1/2" - 4" | 2 1/2" |



Válvulas bridas / Flanged valves

| Ref. | ART. 2526A - 2528, 2528A - 2529 | ART. 2525 |
|-------------|---------------------------------|-------------|
| 5334 09 050 | 1/2" - 3/4" | 1/2" - 3/4" |
| 5334 11 050 | 1" | 1" - 1 1/4" |
| 5334 14 100 | 1 1/4" - 2" | 1 1/2" - 2" |
| 5334 17 100 | 2 1/2" - 4" | 2 1/2" - 4" |

AUTOMATIZACIÓN Y CONTROL AUTOMATION & CONTROL

VÁLVULAS EQUIPADAS CON ACTUADOR ELÉCTRICO PARA ACCIONAMIENTO AUTOMÁTICO Y A DISTANCIA

Características de los actuadores

Específicamente diseñados para aplicaciones de ¼" de vuelta (90°) y reversibles, ideales para la automatización de válvulas de bola y mariposas. Resistentes a la corrosión. Mando manual de emergencia. Indicador visual de posición. Estos actuadores podemos ofrecerlos en tensión monofásica o trifásica dependiendo del modelo del mismo y además distintas tensiones y tipos de alimentación (AC o DC).

Características técnicas de actuador monofásico

VALVES EQUIPPED WITH ELECTRIC ACTUATOR FOR AUTOMATIC AND REMOTE OPERATION

Characteristics of the actuators

Specifically designed for applications of ¼" turn (90°) and reversible, ideal for the electric automation of ball valves and butterfly valves. Rust resistant. Emergency manual control. Visual position indicator.

These actuators we can offer in different tension, single phase or three-phase depending of the model actuator and also different range of AC or DC voltage.

Technical characteristics of single fase actuators

| DESCRIPCIÓN DESCRIPTION | UNID. UNITS | MODELOS MODELS | | | | | |
|---|----------------|---|------------------------|------------------------|------------------------|------------------------|------------------------|
| | | GE-0 (J3C) | GE-05 (J3C) | GE-1 (J3C) | GE-15 (J3C) | GE-2 (J3C) | GE-2+ (J3C) |
| Tiempo maniobra en vacío (90°) + / - 10 % Operation time no load (90°) + / - 10% | Seg. Sec | S "L": 10 S "H": 10 | S "L": 10 S "H": 10 | S "L": 13 S "H": 14 | S "L": 30 S "H": 30 | S "L": 34 S "H": 34 | S "L": 58 S "H": 58 |
| Par maniobra en operación / Operating torque | Nm. | 20 | 35 | 55 | 85 | 140 | 300 |
| Par máximo arranque / Maximum torque break | Nm | 25 | 38 | 60 | 90 | 170 | 350 |
| Tiempo bajo tensión / Duty rating | % | 75 | | | | | |
| Protección IEC 60529 / Ip rating IEC 60529 | --- | IP-67 | | | | | |
| Ángulo maniobra / Working angle | ° (grados) | 90° (Option 180° - 270°) | | | | | |
| Temperatura de trabajo / Working temperature | °C | -20° + 70° | | | | | |
| Interruptor final de carrera / Limit switch | --- | 4 SPDT micro | | | | | |
| Resistencia calefactora / Anti-condensation heater | W | 4 | | | | | |
| Conectores / Plugs | --- | DIN 43650 ISO 4400 & C192 | | | | | |
| Peso / Weight | Kg | 1,8 | 1,9 | 2,4 | 3 | 5,2 | 5,2 |
| Voltaje / Voltage | V | SERIE "L" 12 a 24 AC / DC SERIE "H" 80 a 240 AC / DC 50 / 60 Hz | | | | | |
| Consumo a par máximo Consumption at maximum torque | mA / W | Ver Ficha Técnica / See Data Sheet | | | | | |

Todos los modelos "L" y "H" están equipados con los siguientes elementos:

- Control térmico de la temperatura.
- Multivoltaje.
- Control electrónico de par.
- Mando manual de Emergencia.
- Control Visual de Operación (LED) modelos.
- Configuración conexión AC / DC.
- Contactos auxiliares.

Accesorios opcionales:

- Posicionador 4 / 20 mA.
- Bloque de Seguridad. Este dispositivo permite situar la válvula en posición preferente (N.C. ó N.A.) y garantiza un numero de movimiento por fallo de suministro eléctrico.

All models "L" and "H" are fitted with the following elements:

- Automatic temperature control.
- Autovoltage sensing.
- Electronic torque limiter.
- Manual override.
- Visual Control of operation (LED) models.
- Protected Electrical Supply AC / DC.
- Volt free contacts.

Optional accessories:

- Positioner 4 / 20 mA.
- Safety Lock. This device allows the valve to be placed in a preferential position (N.C. ó N.A.) and guarantee a number of movements in case the electric supply fails.

AUTOMATIZACIÓN Y CONTROL AUTOMATION & CONTROL

CARACTERÍSTICAS TÉCNICAS DE ACTUADOR TRIFÁSICO TECHNICAL CHARACTERISTICS OF THREE-PHASE ACTUATORS

| DESCRIPCIÓN DESCRIPTION | UNID. UNITS | MODELOS MODELS | | | | | | | | |
|--|----------------|----------------------|----------------------|----------------------|----------------------|----------------------|----------------------|----------------------|----------------------|-----------------------|
| | | GE - 010 | GE - 015 | GE - 025 | GE - 035 | GE - 050 | GE - 080 | GE - 110 | GE - 150 | GE - 210 |
| Par máximo arranque Maximum torque break | Nm | 100 | 160 | 240 | 350 | 500 | 800 | 1100 | 1500 | 2000 |
| Tiempo maniobra en vacío (90°) Operation time no load (90°) | Seg. Sec. | 50Hz: 21 60Hz: 18 | 50Hz: 26 60Hz: 22 | 50Hz: 26 60Hz: 22 | 50Hz: 31 60Hz: 26 | 50Hz: 31 60Hz: 26 | 50Hz: 39 60Hz: 32 | 50Hz: 39 60Hz: 32 | 50Hz: 93 60Hz: 78 | 50Hz: 117 60Hz: 97 |
| Peso Weight | Kg | 7 | 13 | 13 | 18 | 18 | 23 | 23 | 58 | 65 |
| Temperatura de trabajo Working temperature | °C | -20°/ +70° | | | | | | | | |
| Interruptor final de carrera Limit switch | --- | 4 SPDT | | | | | | | | |
| Resistencia calefactora Anti-condensation heater | W | 7-10 | | | | | | | | |
| Protección IEC 60529 Protection IEC 60529 | --- | IP- 67 | | | | | | | | |

Todos los modelos están equipados con los siguientes elementos:

- Control térmico de la temperatura
- Control electrónico de par
- Mando manual de Emergencia
- Contactos auxiliares

Accesorios opcionales:

- Posicionador 4 / 20 mA
- Transmisor 4 / 20 mA
- Mando local / Remoto

All models are fitted with the following elements:

- Automatic temperature control
- Electronic torque limiter
- Manual override
- Volt free contacts

Optional accessories:

- Positioner 4 / 20 mA
- Transmitter 4 / 20 mA
- Remote and local position controller

CÓDIGO MEDIDA TIPO ACT. PESO P.V.P. €
CODE SIZE ACT. TYPE WEIGHT PRICE €

Ref. 5621

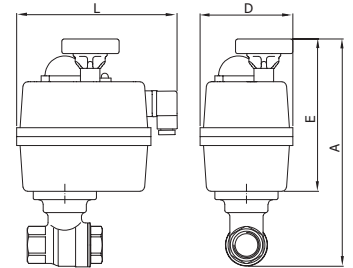


Válvula esfera 2 piezas
Características de válvula ver art. 2015
Especificar tensión de alimentación necesaria.

2 pieces full bore ball valve
Valve characteristics see art. 2015.
The required tension supply to be specified.

| MED. | A | E | L | D |
|--------|-----|-----|-----|-----|
| 1/4" | 221 | 169 | 181 | 110 |
| 3/8" | 221 | 169 | 181 | 110 |
| 1/2" | 221 | 169 | 181 | 110 |
| 3/4" | 233 | 169 | 181 | 110 |
| 1" | 239 | 169 | 181 | 110 |
| 1 1/4" | 254 | 169 | 181 | 110 |
| 1 1/2" | 266 | 169 | 181 | 110 |
| 2" | 308 | 196 | 181 | 110 |

| | | | | |
|------------|--------|-------|-------|--------|
| 5621 02 51 | 1/4" | GE-0 | 1,850 | 312,12 |
| 5621 03 51 | 3/8" | GE-0 | 1,840 | 312,12 |
| 5621 04 51 | 1/2" | GE-0 | 1,860 | 313,28 |
| 5621 05 51 | 1/2" | GE-0 | 1,860 | 325,67 |
| 5621 06 51 | 1" | GE-0 | 2,430 | 333,97 |
| 5621 07 51 | 1 1/4" | GE-0 | 3,150 | 361,62 |
| 5621 08 47 | 1 1/2" | GE-05 | 3,860 | 463,62 |
| 5621 09 52 | 2" | GE-1 | 5,240 | 555,57 |



Ref. 5635 - 5636 - 5637

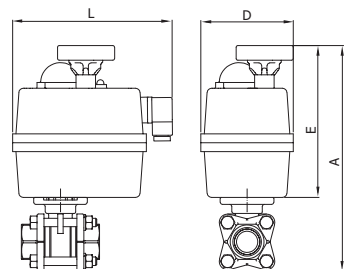


Válvula esfera 3 piezas
Características de válvula ver art. 2025 / 2026 / 2027.
Especificar tensión de alimentación necesaria.

3 pieces full bore ball valve
Valve characteristics see art. 2025 / 2026 / 2027.
The required tension supply to be specified.

| MED. | A | E | L | D |
|--------|-----|-----|-----|-----|
| 1/4" | 228 | 169 | 181 | 110 |
| 3/8" | 228 | 169 | 181 | 110 |
| 1/2" | 228 | 169 | 181 | 110 |
| 3/4" | 237 | 169 | 181 | 110 |
| 1" | 242 | 169 | 181 | 110 |
| 1 1/4" | 259 | 169 | 181 | 110 |
| 1 1/2" | 269 | 169 | 181 | 110 |
| 2" | 308 | 196 | 181 | 110 |
| 2 1/2" | 368 | 196 | 181 | 110 |
| 3" | 389 | 196 | 181 | 110 |
| 4" | 477 | 254 | 235 | 214 |

| | | | | |
|------------|--------|-------|--------|---------|
| 5635 02 51 | 1/4" | GE-0 | 1,850 | 314,55 |
| 5635 03 51 | 3/8" | GE-0 | 1,850 | 314,55 |
| 5635 04 51 | 1/2" | GE-0 | 2,060 | 316,64 |
| 5635 05 51 | 3/4" | GE-0 | 2,250 | 328,75 |
| 5635 06 51 | 1" | GE-0 | 2,600 | 335,99 |
| 5635 07 51 | 1 1/4" | GE-0 | 3,250 | 393,96 |
| 5635 08 47 | 1 1/2" | GE-05 | 4,050 | 476,14 |
| 5635 09 52 | 2" | GE-1 | 5,450 | 636,01 |
| 5635 10 52 | 2 1/2" | GE-1 | 9,800 | 804,34 |
| 5635 11 48 | 3" | GE-15 | 12,800 | 1077,39 |
| 5635 12 53 | 4" | GE-2 | 25,700 | 1545,08 |



Ref. 5649

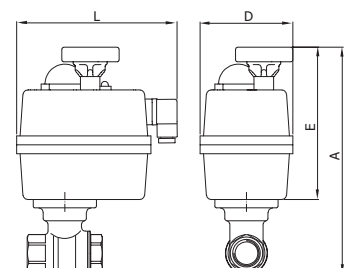


Válvula esfera 2 piezas
Características de válvula ver art. 3023 hasta 2". Ver art. 3029 de 2 1/2" a 4". Especificar tensión de alimentación necesaria.

2 pieces full bore ball valve
Valve characteristics see art. 3023 until 2". See art. 3029 from 2 1/2" to 4". The required tension supply to be specified.

| MED. | A | E | L | D |
|--------|-----|-----|-----|-----|
| 1/2" | 210 | 169 | 181 | 110 |
| 3/4" | 219 | 169 | 181 | 110 |
| 1" | 226 | 169 | 181 | 110 |
| 1 1/4" | 239 | 169 | 181 | 110 |
| 1 1/2" | 249 | 169 | 181 | 110 |
| 2" | 269 | 169 | 181 | 110 |
| 2 1/2" | 405 | 254 | 235 | 214 |
| 3" | 431 | 254 | 235 | 214 |
| 4" | 472 | 254 | 235 | 214 |

| | | | | |
|------------|--------|-------|--------|---------|
| 5649 04 51 | 1/2" | GE-0 | 1,730 | 393,66 |
| 5649 05 51 | 3/4" | GE-0 | 1,850 | 398,56 |
| 5649 06 51 | 1" | GE-0 | 2,030 | 411,01 |
| 5649 07 51 | 1 1/4" | GE-0 | 2,380 | 462,70 |
| 5649 08 51 | 1 1/2" | GE-0 | 2,770 | 436,43 |
| 5649 09 47 | 2" | GE-05 | 3,900 | 624,15 |
| 5649 10 53 | 2 1/2" | GE-2 | 8,850 | 1021,21 |
| 5649 11 53 | 3" | GE-2 | 10,300 | 1051,54 |
| 5649 12 54 | 4" | GE-2+ | 13,350 | 1308,02 |



Ref. **5640 - 5641**



Válvula esfera 3 vías "L" o "T"
 Características de válvula ver art. 2040/2041.
 Especificar tensión de alimentación necesaria.

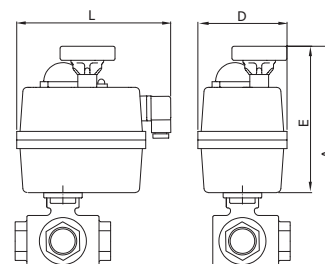
"L" or "T" 3 ways reduced bore ball valve
 Valve characteristics see art. 2040/2041.
 The required tension supply to be specified.

| MED. | A | E | L | D |
|--------|-----|-----|-----|-----|
| 1/4" | 201 | 146 | 150 | 96 |
| 3/8" | 224 | 169 | 181 | 110 |
| 1/2" | 224 | 169 | 181 | 110 |
| 3/4" | 231 | 169 | 181 | 110 |
| 1" | 241 | 169 | 181 | 110 |
| 1 1/4" | 261 | 169 | 181 | 110 |
| 1 1/2" | 269 | 169 | 181 | 110 |
| 2" | 316 | 196 | 181 | 110 |
| 2 1/2" | 346 | 196 | 181 | 110 |
| 1/4" | 224 | 169 | 181 | 110 |

| CÓDIGO CODE | MEDIDA SIZE | TIPO ACT. ACT. TYPE | PESO WEIGHT | P.V.P. € PRICE € |
|----------------|----------------|------------------------|----------------|---------------------|
|----------------|----------------|------------------------|----------------|---------------------|

| L | | | | |
|------------|--------|-------|--------|----------------|
| 5640 02 51 | 1/4" | GE-0 | 2,500 | 370,60 |
| 5640 03 51 | 3/8" | GE-0 | 2,500 | 370,60 |
| 5640 04 51 | 1/2" | GE-0 | 2,500 | 372,16 |
| 5640 05 51 | 3/4" | GE-0 | 2,500 | 385,40 |
| 5640 06 51 | 1" | GE-0 | 3,300 | 481,37 |
| 5640 07 51 | 1 1/4" | GE-0 | 4,500 | 542,65 |
| 5640 08 47 | 1 1/2" | GE-05 | 4,500 | 707,58 |
| 5640 09 52 | 2" | GE-1 | 7,300 | 941,52 |
| 5640 10 48 | 2 1/2" | GE-15 | 10,800 | 1339,40 |

| T | | | | |
|------------|--------|-------|--------|----------------|
| 5641 02 51 | 1/4" | GE-0 | 2,500 | 370,60 |
| 5641 03 51 | 3/8" | GE-0 | 2,500 | 370,60 |
| 5641 04 51 | 1/2" | GE-0 | 2,500 | 372,16 |
| 5641 05 51 | 3/4" | GE-0 | 2,500 | 385,40 |
| 5641 06 51 | 1" | GE-0 | 3,300 | 481,37 |
| 5641 07 51 | 1 1/4" | GE-0 | 4,500 | 542,65 |
| 5641 08 47 | 1 1/2" | GE-05 | 4,500 | 707,58 |
| 5641 09 52 | 2" | GE-1 | 7,300 | 941,52 |
| 5641 10 48 | 2 1/2" | GE-15 | 10,800 | 1339,40 |



Ref. **5642 - 5643**



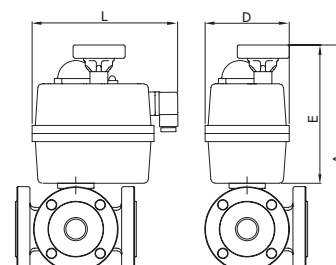
Válvula esfera 3 vías bridada "L" o "T"
 Características de válvula ver art. 2540/2541.
 Especificar tensión de alimentación necesaria.

"L" or "T" 3 ways full bore ball valve
 Valve characteristics see art. 2540/2541.
 The required tension supply to be specified.

| MED. | A | E | L | D |
|--------|-----|-----|-----|-----|
| 1" | 239 | 171 | 177 | 110 |
| 1 1/4" | 243 | 171 | 177 | 110 |
| 1 1/2" | 281 | 196 | 177 | 110 |
| 2" | 288 | 196 | 177 | 110 |
| 2 1/2" | 303 | 196 | 177 | 128 |
| 3" | 373 | 254 | 235 | 214 |
| 4" | 404 | 254 | 235 | 214 |

| L | | | | |
|------------|--------|-------|--------|----------------|
| 5642 06 51 | 1" | GE-0 | 9,300 | 905,12 |
| 5642 07 47 | 1 1/4" | GE-05 | 13,200 | 1073,18 |
| 5642 08 52 | 1 1/2" | GE-1 | 16,500 | 1376,23 |
| 5642 09 52 | 2" | GE-1 | 21,500 | 1716,36 |
| 5642 10 48 | 2 1/2" | GE-15 | 31,700 | 2944,12 |
| 5642 11 53 | 3" | GE-2 | 47,200 | 3945,06 |
| 5642 12 54 | 4" | GE-2+ | 65,500 | 5182,14 |

| T | | | | |
|------------|--------|-------|--------|----------------|
| 5643 06 51 | 1" | GE-0 | 9,300 | 905,12 |
| 5643 07 47 | 1 1/4" | GE-05 | 13,200 | 1073,18 |
| 5643 08 52 | 1 1/2" | GE-1 | 16,500 | 1376,23 |
| 5643 09 52 | 2" | GE-1 | 21,500 | 1716,36 |
| 5643 10 48 | 2 1/2" | GE-15 | 31,700 | 2944,12 |
| 5643 11 53 | 3" | GE-2 | 47,200 | 3945,06 |
| 5643 12 54 | 4" | GE-2+ | 65,500 | 5182,14 |



CÓDIGO MEDIDA TIPO ACT. PESO P.V.P. €
CODE SIZE ACT. TYPE WEIGHT PRICE €

Ref. 5625

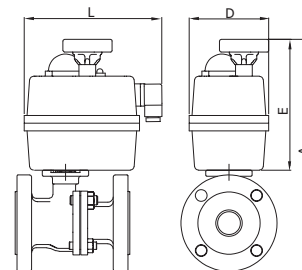


Válvula esfera 2 piezas bridada
Características de válvula ver art. 2525.
Especificar tensión de alimentación necesaria.

2 pieces full bore ball valve - flanges ends
Valve characteristics see art. 2525.
Required voltage must be specified.

| MED. | A | E | L | D |
|--------|-----|-----|-----|-----|
| 1/2" | 204 | 169 | 181 | 110 |
| 3/4" | 274 | 196 | 181 | 110 |
| 1" | 284 | 169 | 181 | 110 |
| 1 1/4" | 247 | 146 | 150 | 96 |
| 1 1/2" | 270 | 164 | 155 | 99 |
| 2" | 362 | 196 | 181 | 110 |
| 2 1/2" | 303 | 164 | 155 | 99 |
| 3" | 426 | 196 | 181 | 110 |
| 4" | 509 | 196 | 181 | 110 |

| | | | | |
|------------|--------|-------|--------|---------|
| 5625 04 51 | 1/2" | GE-0 | 4,150 | 353,47 |
| 5625 05 51 | 3/4" | GE-0 | 4,800 | 361,43 |
| 5625 06 51 | 1" | GE-0 | 5,500 | 381,75 |
| 5625 07 47 | 1 1/4" | GE-05 | 8,600 | 493,63 |
| 5625 08 52 | 1 1/2" | GE-1 | 10,650 | 566,43 |
| 5625 09 52 | 2" | GE-1 | 14,500 | 590,09 |
| 5625 10 48 | 2 1/2" | GE-15 | 18,300 | 926,75 |
| 5625 11 53 | 3" | GE-2 | 25,450 | 1132,43 |
| 5625 12 54 | 4" | GE-2+ | 29,000 | 1478,85 |



Ref. 5625

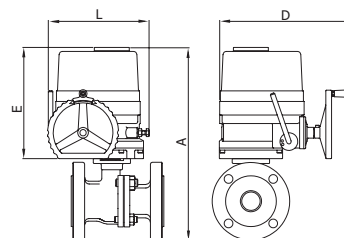


Válvula esfera 2 piezas bridada
Características de válvula ver art. 2525.
Servomotor trifásico (3-400 V). Otro voltaje consultar.

2 pieces full bore ball valve - flanges ends
Valve characteristics see art. 2525.
Triphasic servomotor (3-400 V). Other voltage please consult us.

| MED. | A | E | L | D |
|------|-----|-----|-----|-----|
| 4" | 505 | 259 | 229 | 338 |
| 5" | 579 | 259 | 229 | 338 |
| 6" | 648 | 288 | 244 | 357 |
| 8" | 733 | 313 | 284 | 380 |

| | | | | |
|------------|----|--------|---------|---------|
| 5625 12 55 | 4" | GE-025 | 37,600 | 1816,76 |
| 5625 13 55 | 5" | GE-025 | 59,800 | 2398,07 |
| 5625 14 56 | 6" | GE-035 | 82,450 | 2926,03 |
| 5625 16 57 | 8" | GE-080 | 111,600 | 4925,25 |



Ref. 5626A

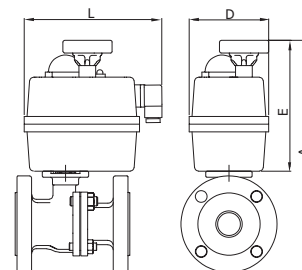


Válvula esfera 2 piezas bridada
Características de válvula ver art. 2526A.
Especificar tensión de alimentación necesaria.

2 pieces full bore ball valve - flanges ends
Valve characteristics see art. 2526A.
Required voltage must be specified.

| MED. | A | E | L | D |
|--------|-----|-----|-----|-----|
| 1/2" | 204 | 169 | 181 | 110 |
| 3/4" | 274 | 169 | 181 | 110 |
| 1" | 284 | 169 | 181 | 110 |
| 1 1/4" | 311 | 169 | 181 | 110 |
| 1 1/2" | 252 | 146 | 150 | 96 |
| 2" | 362 | 196 | 181 | 110 |
| 2 1/2" | 407 | 196 | 181 | 110 |
| 3" | 311 | 164 | 155 | 99 |
| 4" | 509 | 196 | 181 | 110 |

| | | | | |
|-------------|--------|-------|--------|---------|
| 5626A 04 51 | 1/2" | GE-0 | 3,450 | 356,41 |
| 5626A 05 51 | 3/4" | GE-0 | 4,000 | 369,52 |
| 5626A 06 51 | 1" | GE-0 | 5,800 | 389,93 |
| 5626A 07 51 | 1 1/4" | GE-0 | 6,650 | 427,24 |
| 5626A 08 47 | 1 1/2" | GE-05 | 9,250 | 538,23 |
| 5626A 09 52 | 2" | GE-1 | 13,400 | 673,25 |
| 5626A 10 52 | 2 1/2" | GE-1 | 16,750 | 837,18 |
| 5626A 11 48 | 3" | GE-15 | 21,200 | 1137,27 |
| 5626A 12 53 | 4" | GE-2 | 33,250 | 1644,14 |



Ref. 5626A

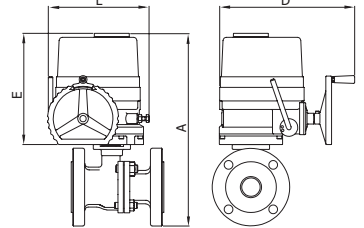


Válvula esfera 2 piezas bridada
 Características de válvula ver art. 2526A.
 Servomotor trifásico (3-400 V). Otro voltaje consultar.

2 pieces full bore ball valve - flanges ends
 Valve characteristics see art. 2526A.
 Triphasic servomotor (3-400 V). Other voltage please consult us.

| MED. | A | E | L | D |
|------|-----|-----|-----|-----|
| 4" | 514 | 259 | 229 | 338 |
| 6" | 608 | 288 | 244 | 357 |

| CÓDIGO CODE | MEDIDA SIZE | TIPO ACT. ACT. TYPE | PESO WEIGHT | P.V.P. € PRICE € |
|-------------|-------------|---------------------|-------------|------------------|
| 5626A 12 55 | 4" | GE-025 | 44,500 | 2016,11 |
| 5626A 14 56 | 6" | GE-035 | 74,500 | 3580,77 |



Ref. 5628

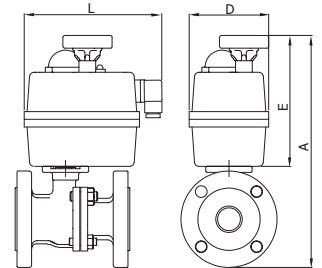


Válvula esfera 2 piezas bridada
 Características de válvula ver art. 2528.
 Especificar tensión de alimentación necesaria.

2 pieces full bore ball valve - flanges ends
 Valve characteristics see art. 2528.
 Required voltage must be specified.

| MED. | A | E | L | D |
|--------|-----|-----|-----|-----|
| 1/2" | 204 | 169 | 181 | 110 |
| 3/4" | 274 | 169 | 181 | 110 |
| 1" | 284 | 169 | 181 | 110 |
| 1 1/4" | 311 | 169 | 181 | 110 |
| 1 1/2" | 252 | 146 | 150 | 96 |
| 2" | 362 | 196 | 181 | 110 |
| 2 1/2" | 407 | 196 | 181 | 110 |
| 3" | 311 | 164 | 155 | 99 |
| 4" | 509 | 196 | 181 | 110 |

| | | | | |
|------------|--------|-------|--------|---------|
| 5628 04 51 | 1/2" | GE-0 | 4,200 | 405,59 |
| 5628 05 51 | 3/4" | GE-0 | 4,950 | 425,51 |
| 5628 06 51 | 1" | GE-0 | 6,700 | 457,18 |
| 5628 07 51 | 1 1/4" | GE-0 | 8,500 | 542,09 |
| 5628 08 47 | 1 1/2" | GE-05 | 10,450 | 665,58 |
| 5628 09 52 | 2" | GE-1 | 14,500 | 811,55 |
| 5628 10 52 | 2 1/2" | GE-1 | 18,400 | 1037,64 |
| 5628 11 48 | 3" | GE-15 | 22,250 | 1364,68 |
| 5628 12 53 | 4" | GE-2 | 29,000 | 1884,50 |



Ref. 5628

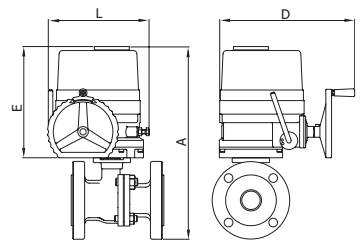


Válvula esfera 2 piezas bridada
 Características de válvula ver art. 2528.
 Servomotor trifásico (3-400 V). Otro voltaje consultar.

2 pieces full bore ball valve - flanges ends
 Valve characteristics see art. 2528.
 Triphasic servomotor (3-400 V). Other voltage please consult us.

| MED. | A | E | L | D |
|------|-----|-----|-----|-----|
| 4" | 514 | 259 | 229 | 338 |
| 5" | 579 | 259 | 229 | 338 |
| 6" | 648 | 288 | 244 | 357 |
| 8" | 733 | 313 | 284 | 380 |

| | | | | |
|------------|----|--------|---------|---------|
| 5628 12 55 | 4" | GE-025 | 41,250 | 2412,76 |
| 5628 13 55 | 5" | GE-025 | 58,650 | 3523,94 |
| 5628 14 56 | 6" | GE-035 | 80,850 | 4530,52 |
| 5628 16 57 | 8" | GE-080 | 131,700 | 8799,65 |



CÓDIGO MEDIDA TIPO ACT. PESO P.V.P. €
CODE SIZE ACT. TYPE WEIGHT PRICE €

Ref. 5628A

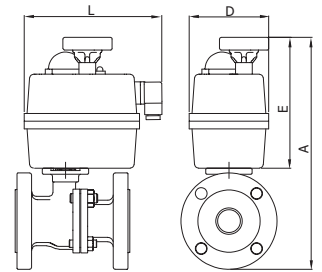


Válvula esfera 2 piezas bridada
Características de válvula ver art. 2528A.
Especificar tensión de alimentación necesaria.

2 pieces full bore ball valve - flanges ends
Valve characteristics see art. 2528A.
Required voltage must be specified.

| MED. | A | E | L | D |
|--------|-----|-----|-----|-----|
| 1/2" | 204 | 169 | 181 | 110 |
| 3/4" | 274 | 169 | 181 | 110 |
| 1" | 284 | 169 | 181 | 110 |
| 1 1/4" | 311 | 169 | 181 | 110 |
| 1 1/2" | 252 | 146 | 150 | 96 |
| 2" | 362 | 196 | 181 | 110 |
| 2 1/2" | 407 | 196 | 181 | 110 |
| 3" | 311 | 164 | 155 | 99 |
| 4" | 509 | 196 | 181 | 110 |

| | | | | |
|-------------|--------|-------|--------|---------|
| 5628A 04 51 | 1/2" | GE-0 | 3,450 | 386,84 |
| 5628A 05 51 | 3/4" | GE-0 | 4,000 | 406,09 |
| 5628A 06 51 | 1" | GE-0 | 5,800 | 443,88 |
| 5628A 07 51 | 1 1/4" | GE-0 | 6,650 | 535,92 |
| 5628A 08 47 | 1 1/2" | GE-05 | 9,250 | 638,73 |
| 5628A 09 52 | 2" | GE-1 | 13,400 | 785,92 |
| 5628A 10 52 | 2 1/2" | GE-1 | 16,750 | 1183,41 |
| 5628A 11 48 | 3" | GE-15 | 21,200 | 1396,10 |
| 5628A 12 53 | 4" | GE-2 | 33,250 | 1966,94 |



Ref. 5628A

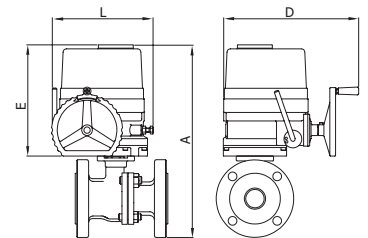


Válvula esfera 2 piezas bridada
Características de válvula ver art. 2528A.
Servomotor trifásico (3-400 V). Otro voltaje consultar.

2 pieces full bore ball valve - flanges ends
Valve characteristics see art. 2528A.
Triphasic servomotor (3-400 V). Other voltage please consult us.

| MED. | A | E | L | D |
|------|-----|-----|-----|-----|
| 4" | 509 | 259 | 229 | 338 |
| 6" | 595 | 288 | 244 | 357 |
| 8" | 676 | 313 | 284 | 380 |

| | | | | |
|-------------|----|--------|---------|---------|
| 5628A 12 55 | 4" | GE-025 | 45,500 | 2653,96 |
| 5628A 14 56 | 6" | GE-035 | 88,000 | 4913,25 |
| 5628A 16 57 | 8" | GE-080 | 133,000 | 9437,28 |



Ref. 5629

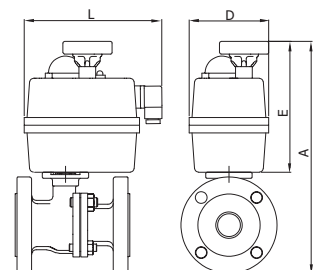


Válvula esfera 2 piezas bridada
Características de válvula ver art. 2528 hasta 2".
Ver art. 2529 de 2 1/2" a 6".
Especificar tensión de alimentación necesaria.

2 pieces full bore ball valve - flanges ends
Valve characteristics see art. 2528 until 2".
See art. 2529 from 2 1/2" to 6".
Required voltage must be specified.

| MED. | A | E | L | D |
|--------|-----|-----|-----|-----|
| 1/2" | 204 | 169 | 181 | 110 |
| 3/4" | 274 | 169 | 181 | 110 |
| 1" | 284 | 169 | 181 | 110 |
| 1 1/4" | 311 | 169 | 181 | 110 |
| 1 1/2" | 252 | 146 | 150 | 96 |
| 2" | 362 | 196 | 181 | 110 |
| 2 1/2" | 407 | 196 | 181 | 110 |
| 3" | 311 | 164 | 155 | 99 |
| 4" | 509 | 196 | 181 | 110 |

| | | | | |
|------------|--------|-------|--------|---------|
| 5629 04 51 | 1/2" | GE-0 | 4,200 | 405,59 |
| 5629 05 51 | 3/4" | GE-0 | 4,950 | 425,51 |
| 5629 06 51 | 1" | GE-0 | 6,700 | 457,18 |
| 5629 07 51 | 1 1/4" | GE-0 | 8,500 | 542,09 |
| 5629 08 47 | 1 1/2" | GE-05 | 10,450 | 665,58 |
| 5629 09 52 | 2" | GE-1 | 14,500 | 811,55 |
| 5629 10 52 | 2 1/2" | GE-1 | 20,000 | 1364,95 |
| 5629 11 48 | 3" | GE-15 | 25,860 | 1806,25 |
| 5629 12 53 | 4" | GE-2 | 36,450 | 2611,33 |



Ref. 5629



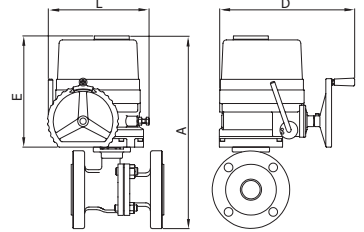
Válvula esfera 2 piezas bridada

Características de válvula ver art. 2529.
Servomotor trifásico (3-400 V). Otro voltaje consultar.

2 pieces full bore ball valve - flanges ends
Valve characteristics see art. 2529.
Triphasic servomotor (3-400 V). Other voltage please consult us.

| MED. | A | E | L | D |
|------|-----|-----|-----|-----|
| 4" | 534 | 259 | 229 | 338 |
| 5" | 608 | 288 | 244 | 357 |
| 6" | 663 | 313 | 284 | 380 |

| CÓDIGO CODE | MEDIDA SIZE | TIPO ACT. ACT. TYPE | PESO WEIGHT | P.V.P. € PRICE € |
|----------------|----------------|------------------------|----------------|---------------------|
| 5629 12 55 | 4" | GE-025 | 44,900 | 2812,19 |
| 5629 13 56 | 5" | GE-035 | 72,900 | 4502,70 |
| 5629 14 57 | 6" | GE-080 | 100,450 | 6179,17 |



Ref. 5605



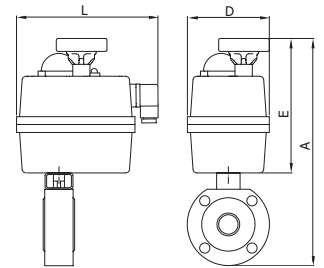
Válvula esfera 1 pieza tipo wafer

Características de válvula ver art. 2105.
Especificar tensión de alimentación necesaria.

1 piece wafer type ball valve - flanges ends
Valve characteristics see art. 2105.
Required voltage must be specified.

| MED. | A | E | L | D |
|--------|-----|-----|-----|-----|
| 1" | 272 | 146 | 150 | 96 |
| 1 1/4" | 307 | 164 | 164 | 99 |
| 1 1/2" | 321 | 164 | 164 | 99 |
| 2" | 336 | 164 | 164 | 99 |
| 2 1/2" | 446 | 247 | 200 | 200 |
| 3" | 473 | 247 | 200 | 200 |
| 4" | 507 | 247 | 200 | 200 |

| | | | | |
|------------|--------|-------|--------|---------|
| 5605 06 51 | 1" | GE-0 | 4,200 | 432,01 |
| 5605 07 52 | 1 1/4" | GE-1 | 5,600 | 612,05 |
| 5605 08 52 | 1 1/2" | GE-1 | 8,300 | 638,66 |
| 5605 09 52 | 2" | GE-1 | 9,800 | 673,61 |
| 5605 10 53 | 2 1/2" | GE-2 | 20,200 | 1201,38 |
| 5605 11 53 | 3" | GE-2 | 25,100 | 1315,47 |
| 5605 12 54 | 4" | GE-2+ | 35,000 | 1739,66 |



Ref. 5615



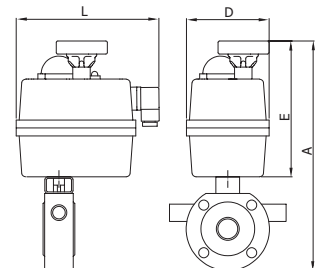
Válvula esfera 1 pieza tipo wafer con cámara de calefacción

Características de válvula ver art. 2115.
Especificar tensión de alimentación necesaria.

1 piece wafer type ball valve - flanges ends
Valve characteristics see art. 2115.
Required voltage must be specified.

| MED. | A | E | L | D |
|--------|-----|-----|-----|-----|
| 1" | 272 | 146 | 150 | 96 |
| 1 1/4" | 307 | 164 | 164 | 99 |
| 1 1/2" | 321 | 164 | 164 | 99 |
| 2" | 336 | 164 | 164 | 99 |
| 2 1/2" | 446 | 247 | 200 | 200 |
| 3" | 473 | 247 | 200 | 200 |
| 4" | 507 | 247 | 200 | 200 |

| | | | | |
|------------|--------|-------|--------|---------|
| 5615 06 51 | 1" | GE-0 | 4,650 | 548,17 |
| 5615 07 52 | 1 1/4" | GE-1 | 6,150 | 730,46 |
| 5615 08 52 | 1 1/2" | GE-1 | 8,900 | 786,33 |
| 5615 09 52 | 2" | GE-1 | 10,500 | 838,61 |
| 5615 10 53 | 2 1/2" | GE-2 | 21,150 | 1421,01 |
| 5615 11 53 | 3" | GE-2 | 26,500 | 1560,06 |
| 5615 12 54 | 4" | GE-2+ | 37,050 | 2044,69 |



CÓDIGO MEDIDA TIPO ACT. PESO P.V.P. €
CODE SIZE ACT. TYPE WEIGHT PRICE €

Ref. 5618

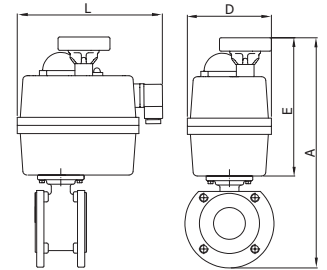


Válvula esfera 1 pieza tipo wafer
Características de válvula ver art. 2118.
Especificar tensión de alimentación necesaria.

1 piece ball valve wafer type
Valve characteristics see art. 2118.
Required voltage must be specified.

| MED. | A | E | L | D |
|--------|-----|-----|-----|-----|
| 1/2" | 272 | 169 | 181 | 110 |
| 3/4" | 282 | 169 | 181 | 110 |
| 1" | 286 | 169 | 181 | 110 |
| 1 1/4" | 309 | 169 | 181 | 110 |
| 1 1/2" | 320 | 169 | 181 | 110 |
| 2" | 362 | 196 | 181 | 110 |
| 2 1/2" | 382 | 196 | 181 | 110 |
| 3" | 406 | 196 | 181 | 110 |
| 4" | 486 | 196 | 181 | 110 |

| | | | | |
|------------|--------|-------|--------|---------|
| 5618 04 51 | 1/2" | GE-0 | 3,000 | 433,42 |
| 5618 05 51 | 3/4" | GE-0 | 3,500 | 450,82 |
| 5618 06 51 | 1" | GE-0 | 4,000 | 475,74 |
| 5618 07 51 | 1 1/4" | GE-0 | 5,000 | 585,47 |
| 5618 08 47 | 1 1/2" | GE-05 | 6,150 | 672,56 |
| 5618 09 52 | 2" | GE-1 | 7,450 | 791,04 |
| 5618 10 52 | 2 1/2" | GE-1 | 9,800 | 1221,07 |
| 5618 11 48 | 3" | GE-15 | 12,300 | 1425,55 |
| 5618 12 53 | 4" | GE-2 | 23,200 | 2057,55 |



Ref. 5919

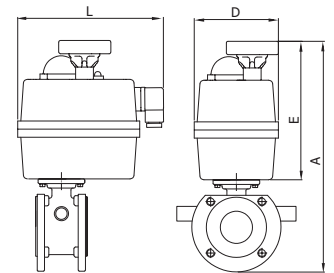


Valvula esfera 1 pieza tipo wafer con cámara de calefacción
Características de válvula ver art. 2119.
Especificar tensión de alimentación necesaria.

1 piece ball valve with heating chamber
Valve characteristics see art. 2119.
Required voltage must be specified.

| MED. | A | E | L | D |
|--------|-----|-----|-----|-----|
| 1/2" | 272 | 169 | 181 | 110 |
| 3/4" | 282 | 169 | 181 | 110 |
| 1" | 286 | 169 | 181 | 110 |
| 1 1/4" | 309 | 169 | 181 | 110 |
| 1 1/2" | 382 | 196 | 181 | 110 |
| 2" | 362 | 196 | 181 | 110 |
| 2 1/2" | 382 | 196 | 181 | 110 |
| 3" | 406 | 196 | 181 | 110 |
| 4" | 486 | 196 | 181 | 110 |

| | | | | |
|------------|--------|-------|--------|---------|
| 5919 04 51 | 1/2" | GE-0 | 3,100 | 645,40 |
| 5919 05 51 | 3/4" | GE-0 | 3,610 | 662,14 |
| 5919 06 51 | 1" | GE-0 | 4,150 | 750,37 |
| 5919 07 51 | 1 1/4" | GE-0 | 5,250 | 863,82 |
| 5919 08 47 | 1 1/2" | GE-05 | 6,500 | 954,76 |
| 5919 09 52 | 2" | GE-1 | 7,900 | 1082,18 |
| 5919 10 52 | 2 1/2" | GE-1 | 10,550 | 1514,61 |
| 5919 11 48 | 3" | GE-15 | 13,300 | 1730,03 |
| 5919 12 53 | 4" | GE-2 | 24,500 | 2452,77 |



Ref. 5633

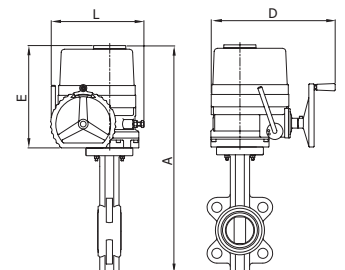


Válvula mariposa tipo wafer
Características de válvula ver art. 2103.
Servomotor trifásico (3-400 V). Otro voltaje consultar.

Wafer type butterfly valve
Valve characteristics see art. 2103.
Triphasic servomotor (3-400 V). Other voltage please consult us.

| MED. | A | E | L | D |
|------|------|-----|-----|-----|
| 5" | 595 | 220 | 172 | 258 |
| 6" | 659 | 259 | 229 | 338 |
| 8" | 709 | 259 | 229 | 338 |
| 10" | 818 | 288 | 244 | 357 |
| 12" | 898 | 288 | 244 | 357 |
| 14" | 963 | 313 | 287 | 380 |
| 16" | 1033 | 313 | 287 | 380 |
| 18" | 1281 | 506 | 293 | 368 |
| 20" | 1381 | 531 | 312 | 380 |

| | | | | |
|------------|-----|--------|---------|---------|
| 5633 13 58 | 5" | GE-010 | 15,750 | 1113,23 |
| 5633 14 59 | 6" | GE-015 | 26,150 | 1383,03 |
| 5633 16 55 | 8" | GE-025 | 31,600 | 1476,67 |
| 5633 18 56 | 10" | GE-035 | 43,450 | 1770,18 |
| 5633 20 62 | 12" | GE-050 | 64,500 | 2131,06 |
| 5633 22 57 | 14" | GE-080 | 86,000 | 2456,96 |
| 5633 24 60 | 16" | GE-110 | 107,000 | 3359,10 |
| 5633 26 64 | 18" | GE-150 | 183,500 | 4647,89 |
| 5633 28 61 | 20" | GE-210 | 226,500 | 5747,22 |



Ref. 5633

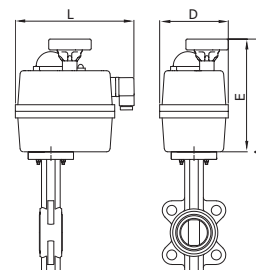


Válvula mariposa tipo wafer
 Características de válvula ver art. 2103.
 Especificar tensión de alimentación necesaria.

Wafer type butterfly valve
 Valve characteristics see art. 2103.
 Required voltage must be specified.

| DN | A | E | L | D |
|-----|-----|-----|-----|-----|
| 50 | 435 | 196 | 177 | 110 |
| 65 | 449 | 196 | 177 | 110 |
| 80 | 464 | 196 | 177 | 110 |
| 100 | 501 | 196 | 177 | 110 |
| 125 | 538 | 196 | 177 | 110 |
| 150 | 614 | 254 | 215 | 214 |
| 200 | 684 | 254 | 215 | 214 |

| CÓDIGO CODE | MEDIDA SIZE | TIPO ACT. ACT. TYPE | PESO WEIGHT | P.V.P. € PRICE € |
|-------------|-------------|---------------------|-------------|------------------|
| 5633 09 52 | 2" | GE-1 | 6,300 | 479,39 |
| 5633 10 52 | 2 1/2" | GE-1 | 6,700 | 487,40 |
| 5633 11 52 | 3" | GE-1 | 7,200 | 543,49 |
| 5633 12 48 | 4" | GE-15 | 9,700 | 724,70 |
| 5633 13 48 | 5" | GE-15 | 11,200 | 867,87 |
| 5633 14 53 | 6" | GE-2 | 15,300 | 961,35 |
| 5633 16 54 | 8" | GE-2+ | 21,100 | 1162,08 |



Ref. 5639

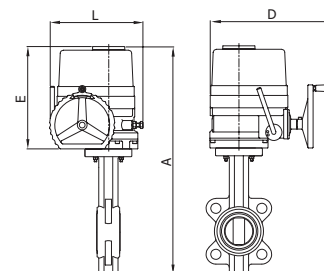


Válvula mariposa tipo wafer
 Características de válvula ver art. 2109.
 Servomotor trifásico (3-400 V). Otro voltaje consultar.

Wafer type butterfly valve
 Valve characteristics see art. 2109.
 Triphasic servomotor (3-400 V). Other voltage please consult us.

| MED. | A | E | L | D |
|------|------|-----|-----|-----|
| 5" | 595 | 220 | 172 | 258 |
| 6" | 659 | 259 | 229 | 338 |
| 8" | 709 | 259 | 229 | 338 |
| 10" | 818 | 288 | 244 | 357 |
| 12" | 898 | 288 | 244 | 357 |
| 14" | 963 | 313 | 287 | 380 |
| 16" | 1033 | 313 | 287 | 380 |
| 18" | 1281 | 506 | 293 | 368 |
| 20" | 1381 | 531 | 312 | 380 |

| | | | | |
|------------|-----|--------|---------|---------|
| 5639 13 58 | 5" | GE-010 | 15,750 | 1137,26 |
| 5639 14 59 | 6" | GE-015 | 26,150 | 1465,61 |
| 5639 16 55 | 8" | GE-025 | 31,600 | 1631,90 |
| 5639 18 56 | 10" | GE-035 | 43,450 | 1797,33 |
| 5639 20 62 | 12" | GE-050 | 64,500 | 2149,25 |
| 5639 22 57 | 14" | GE-080 | 86,000 | 2648,86 |
| 5639 24 60 | 16" | GE-110 | 107,000 | 3866,62 |
| 5639 26 64 | 18" | GE-150 | 183,500 | 5765,81 |
| 5639 28 61 | 20" | GE-210 | 226,500 | 6792,31 |



Ref. 5639

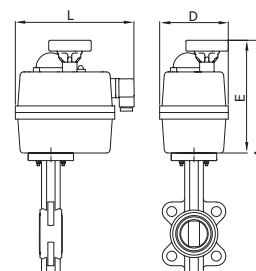


Válvula mariposa tipo wafer
 Características de válvula ver art. 2109.
 Especificar tensión de alimentación necesaria.

Wafer type butterfly valve
 Valve characteristics see art. 2109.
 Required voltage must be specified.

| DN | A | E | L | D |
|-----|-----|-----|-----|-----|
| 50 | 435 | 196 | 177 | 110 |
| 65 | 449 | 196 | 177 | 110 |
| 80 | 464 | 196 | 177 | 110 |
| 100 | 501 | 196 | 177 | 110 |
| 125 | 538 | 196 | 177 | 110 |
| 150 | 614 | 254 | 215 | 214 |
| 200 | 684 | 254 | 215 | 214 |

| | | | | |
|------------|--------|-------|--------|---------|
| 5639 09 52 | 2" | GE-1 | 6,300 | 487,27 |
| 5639 10 52 | 2 1/2" | GE-1 | 6,700 | 497,18 |
| 5639 11 52 | 3" | GE-1 | 7,200 | 557,38 |
| 5639 12 48 | 4" | GE-15 | 9,700 | 752,07 |
| 5639 13 48 | 5" | GE-15 | 11,200 | 853,36 |
| 5639 14 53 | 6" | GE-2 | 15,300 | 1009,66 |
| 5639 16 54 | 8" | GE-2+ | 21,100 | 1272,54 |



CÓDIGO MEDIDA TIPO ACT. PESO P.V.P. €
CODE SIZE ACT. TYPE WEIGHT PRICE €

Ref. 5611

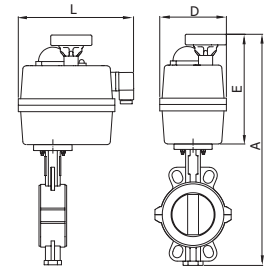


Válvula mariposa tipo wafer
Características de válvula ver art. 2101.
Especificar tensión de alimentación necesaria.

Butterfly valve wafer type
Valve characteristics see art. 2101.
The required tension supply to be specified.

| MED. | A | E | L | D |
|--------|-----|-----|-----|-----|
| 2" | 389 | 169 | 181 | 110 |
| 2 1/2" | 435 | 196 | 181 | 110 |
| 3" | 449 | 196 | 181 | 110 |
| 4" | 486 | 196 | 181 | 110 |
| 5" | 571 | 254 | 235 | 214 |
| 6" | 603 | 254 | 235 | 214 |

| | | | | |
|------------|--------|-------|--------|---------|
| 5611 09 47 | 2" | GE-05 | 5,820 | 674,71 |
| 5611 10 52 | 2 1/2" | GE-1 | 6,080 | 752,13 |
| 5611 11 52 | 3" | GE-1 | 6,640 | 870,53 |
| 5611 12 48 | 4" | GE-15 | 11,830 | 1214,18 |
| 5611 13 53 | 5" | GE-2 | 12,870 | 1517,43 |
| 5611 14 54 | 6" | GE-2+ | 12,540 | 1886,75 |



Ref. 5611

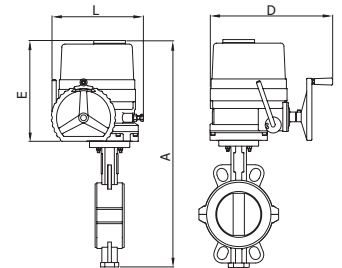


Válvula mariposa tipo wafer
Características de válvula ver art. 2101.
Servomotor trifásico (3-400 V). Otro voltaje consultar.

Butterfly valve wafer type
Valve characteristics see art. 2101.
Triphasic servomotor (3-400 V). Other voltage please consult us.

| MED. | A | E | L | D |
|------|-----|-----|-----|-----|
| 4" | 510 | 220 | 172 | 258 |
| 5" | 576 | 259 | 229 | 338 |
| 6" | 608 | 259 | 229 | 338 |
| 8" | 699 | 288 | 244 | 357 |

| | | | | |
|------------|----|--------|--------|---------|
| 5611 12 58 | 4" | GE-010 | 13,630 | 1489,49 |
| 5611 13 59 | 5" | GE-015 | 22,670 | 1832,39 |
| 5611 14 55 | 6" | GE-025 | 22,340 | 2104,83 |
| 5611 16 62 | 8" | GE-050 | 33,980 | 3110,82 |



Ref. 5634

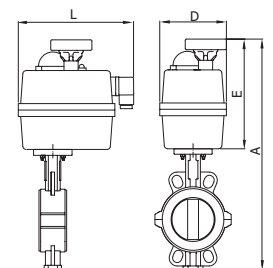


Válvula mariposa tipo wafer inoxidable
Características de válvula ver art. 2104.
Especificar tensión de alimentación necesaria.

Stainless steel butterfly valve wafer type
Valve characteristics see art. 2104.
Required voltage must be specified.

| MED. | A | E | L | D |
|--------|-----|-----|-----|-----|
| 2" | 379 | 169 | 181 | 110 |
| 2 1/2" | 416 | 196 | 181 | 110 |
| 3" | 424 | 196 | 181 | 110 |
| 4" | 470 | 196 | 181 | 110 |
| 5" | 557 | 254 | 235 | 214 |
| 6" | 601 | 254 | 235 | 214 |

| | | | | |
|------------|--------|-------|--------|---------|
| 5634 09 47 | 2" | GE-05 | 5,400 | 811,35 |
| 5634 10 52 | 2 1/2" | GE-1 | 6,200 | 951,56 |
| 5634 11 52 | 3" | GE-1 | 6,700 | 1062,51 |
| 5634 12 48 | 4" | GE-15 | 8,500 | 1438,24 |
| 5634 13 53 | 5" | GE-2 | 13,400 | 1797,09 |
| 5634 14 54 | 6" | GE-2+ | 14,800 | 2268,88 |



Ref. 5634

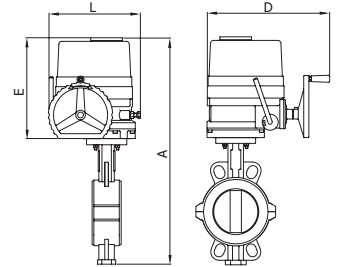


Válvula mariposa tipo wafer inoxidable
 Características de válvula ver art. 2104.
 Servomotor trifásico (3-400 V). Otro voltaje consultar.

Stainless steel butterfly valve wafer type
 Valve characteristics see art. 2104.
 Triphasic servomotor (3-400 V). Other voltage please consult us.

| MED. | A | E | L | D |
|------|-----|-----|-----|-----|
| 4" | 494 | 220 | 172 | 258 |
| 5" | 565 | 259 | 229 | 338 |
| 6" | 594 | 259 | 229 | 338 |
| 8" | 697 | 288 | 244 | 357 |
| 10" | - | - | - | - |

| CÓDIGO CODE | MEDIDA SIZE | TIPO ACT. ACT. TYPE | PESO WEIGHT | P.V.P. € PRICE € |
|----------------|----------------|------------------------|----------------|---------------------|
| 5634 12 58 | 4" | GE-010 | 13,500 | 1810,70 |
| 5634 13 59 | 5" | GE-015 | 23,200 | 2121,12 |
| 5634 14 55 | 6" | GE-025 | 24,600 | 2575,55 |
| 5634 16 62 | 8" | GE-050 | 34,700 | 3739,04 |
| 5634 18 60 | 10" | GE-110 | 41,500 | 5483,19 |



Ref. 5608

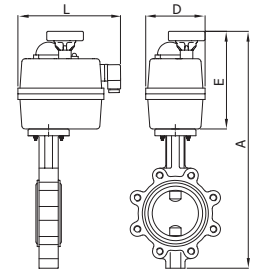


Válvula mariposa tipo LUG DIN
 Características de válvula ver art. 2108.
 Especificar tensión de alimentación necesaria.

Butterfly valve DIN LUG type
 Valve characteristics see art. 2108.
 Required voltage must be specified.

| MED. | A | E | L | D |
|--------|-----|-----|-----|-----|
| 2" | 436 | 196 | 181 | 110 |
| 2 1/2" | 449 | 196 | 181 | 110 |
| 3" | 464 | 196 | 181 | 110 |
| 4" | 501 | 196 | 181 | 110 |
| 5" | 539 | 196 | 181 | 110 |
| 6" | 622 | 254 | 235 | 214 |
| 8" | 684 | 254 | 235 | 214 |

| | | | | |
|------------|--------|-------|--------|---------|
| 5608 09 52 | 2" | GE-1 | 6,700 | 493,31 |
| 5608 10 52 | 2 1/2" | GE-1 | 7,300 | 504,21 |
| 5608 11 52 | 3" | GE-1 | 7,600 | 542,32 |
| 5608 12 48 | 4" | GE-15 | 11,500 | 566,99 |
| 5608 13 48 | 5" | GE-15 | 13,300 | 881,75 |
| 5608 14 53 | 6" | GE-2 | 18,500 | 1005,78 |
| 5608 16 54 | 8" | GE-2+ | 23,400 | 1304,68 |



Ref. 5608

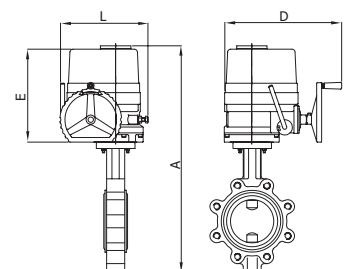


Válvula mariposa tipo LUG DIN
 Características de válvula ver art. 2108.
 Servomotor trifásico (3-400 V). Otro voltaje consultar.

Butterfly valve DIN LUG type
 Valve characteristics see art. 2108.
 Triphasic servomotor (3-400 V). Other voltage please consult us.

| MED. | A | E | L | D |
|------|-----|-----|-----|-----|
| 5" | 563 | 220 | 172 | 258 |
| 6" | 627 | 259 | 229 | 338 |
| 8" | 689 | 259 | 229 | 338 |
| 10" | 799 | 288 | 244 | 357 |
| 12" | 860 | 288 | 244 | 357 |

| | | | | |
|------------|-----|--------|--------|---------|
| 5608 13 58 | 5" | GE-010 | 17,850 | 1077,43 |
| 5608 14 59 | 6" | GE-015 | 29,350 | 1320,37 |
| 5608 16 55 | 8" | GE-025 | 33,900 | 1510,96 |
| 5608 18 56 | 10" | GE-035 | 49,550 | 1897,44 |
| 5608 20 62 | 12" | GE-050 | 76,000 | 2210,02 |



CÓDIGO MEDIDA TIPO ACT. PESO P.V.P. €
CODE SIZE ACT. TYPE WEIGHT PRICE €

Ref. 5608A



Válvula mariposa tipo LUG ANSI

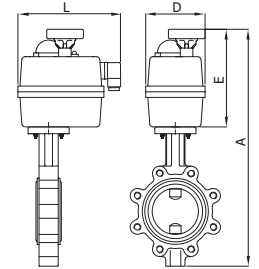
Características de válvula ver art. 2108A.
Especificar tensión de alimentación necesaria.

Butterfly valve ANSI LUG type

Valve characteristics see art. 2108A.
Required voltage must be specified.

| MED. | A | E | L | D |
|--------|-----|-----|-----|-----|
| 2" | 436 | 196 | 181 | 110 |
| 2 1/2" | 449 | 196 | 181 | 110 |
| 3" | 464 | 196 | 181 | 110 |
| 4" | 501 | 196 | 181 | 110 |
| 5" | 539 | 196 | 181 | 110 |
| 6" | 622 | 254 | 235 | 214 |
| 8" | 684 | 254 | 235 | 214 |

| | | | | |
|-------------|--------|-------|--------|---------|
| 5608A 09 52 | 2" | GE-1 | 6,700 | 495,65 |
| 5608A 10 52 | 2 1/2" | GE-1 | 7,300 | 507,13 |
| 5608A 11 52 | 3" | GE-1 | 7,600 | 542,32 |
| 5608A 12 48 | 4" | GE-15 | 11,500 | 566,99 |
| 5608A 13 48 | 5" | GE-15 | 13,300 | 881,75 |
| 5608A 14 53 | 6" | GE-2 | 18,500 | 1005,78 |
| 5608A 16 54 | 8" | GE-2+ | 23,400 | 1318,18 |



Ref. 5608A



Válvula mariposa tipo LUG ANSI

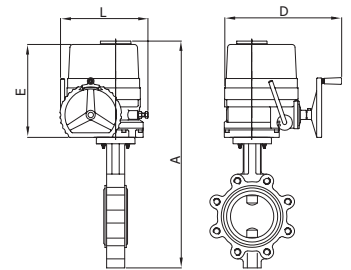
Características de válvula ver art. 2108A.
Servomotor trifásico (3-400 V). Otro voltaje consultar.

Butterfly valve ANSI LUG type

Valve characteristics see art. 2108A.
Triphasic servomotor (3-400 V). Other voltage please consult us.

| MED. | A | E | L | D |
|------|------|-----|-----|-----|
| 5" | 563 | 220 | 172 | 258 |
| 6" | 627 | 259 | 229 | 338 |
| 8" | 689 | 259 | 229 | 338 |
| 10" | 799 | 288 | 244 | 357 |
| 12" | 860 | 288 | 244 | 357 |
| 14" | 891 | 313 | 287 | 380 |
| 16" | 959 | 313 | 287 | 380 |
| 18" | 1209 | 506 | 293 | 368 |
| 20" | 1209 | 531 | 312 | 380 |

| | | | | |
|-------------|-----|--------|---------|---------|
| 5608A 13 58 | 5" | GE-010 | 17,850 | 1193,55 |
| 5608A 14 59 | 6" | GE-015 | 29,350 | 1483,73 |
| 5608A 16 55 | 8" | GE-025 | 33,900 | 1524,03 |
| 5608A 18 56 | 10" | GE-035 | 49,550 | 1918,96 |
| 5608A 20 62 | 12" | GE-050 | 76,000 | 2258,64 |
| 5608A 22 57 | 14" | GE-080 | 97,500 | 3376,48 |
| 5608A 24 60 | 16" | GE-110 | 126,400 | 4410,80 |
| 5608A 26 64 | 18" | GE-150 | 208,000 | 6109,81 |
| 5608A 28 61 | 20" | GE-210 | 255,000 | 7397,08 |




AUTOMATIZACIÓN Y CONTROL AUTOMATION & CONTROL

OPCIONALES PARA ACTUADORES ELÉCTRICOS OPTIONAL FOR ELECTRIC ACTUATORS



Bloque de seguridad para actuadores eléctricos monofásicos.

Safety block system for electric single-phase actuators.



Posicionador digital para actuadores eléctricos monofásicos y trifásicos.

Digital positioner for electric single-phase and three-phase actuators.



Actuador eléctrico con unidad de mando local.

Electric actuator with local control unit.



Actuador eléctrico con unidad de mando local
• Indicador de señal local
• Control infrarrojo

Electric actuator with local control unit
• LCD signal indication
• Infrared remote control





FITTINGS INOXIDABLES STAINLESS STEEL FITTINGS

Fitting inoxidable Clase 150 que cumple la Norma ISO 4144, en lo que respecta a la gama básica, dimensiones, espesores y pesos. Y rácores con bicono acero inoxidable.

Stainless steel fitting, 150 class in compliance with ISO 4144, regarding the basic range, measurements, thicknesses and weights. Stainless steel compression fitting.



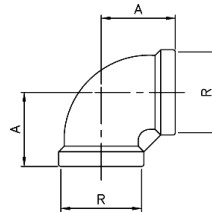
Ref. **0090 - 0090N**



Codo 90° H-H
También disponible con rosca NPT (Ref. 0090N).

90° elbow F-F
Also available with NPT thread (Ref. 0090N).

| Med (R) | A |
|---------|----|
| 1/4" | 19 |
| 3/8" | 23 |
| 1/2" | 27 |
| 3/4" | 32 |
| 1" | 38 |
| 1 1/4" | 45 |
| 1 1/2" | 48 |
| 2" | 57 |
| 2 1/2" | 69 |
| 3" | 78 |
| 4" | 96 |



| CÓDIGO CODE | MEDIDA SIZE | UNID. BOLSA UNIT BAG | P.V.P. € PRICE € |
|-------------|-------------|----------------------|------------------|
| 0090 02 | 1/4" | 15 | 1,94 |
| 0090 03 | 3/8" | 15 | 2,55 |
| 0090 04 | 1/2" | 15 | 3,00 |
| 0090 05 | 3/4" | 20 | 4,50 |
| 0090 06 | 1" | 15 | 6,12 |
| 0090 07 | 1 1/4" | 5 | 9,68 |
| 0090 08 | 1 1/2" | 5 | 12,23 |
| 0090 09 | 2" | 4 | 18,95 |
| 0090 10 | 2 1/2" | 1 | 34,70 |
| 0090 11 | 3" | 1 | 47,50 |
| 0090 12 | 4" | 1 | 94,60 |

Precios rosca NPT a consultar / NPT thread prices on request

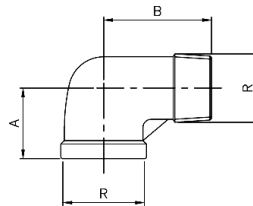
Ref. **0092 - 0092N**



Codo 90° M-H
También disponible con rosca NPT (Ref. 0092N).

90° elbow M-F
Also available with NPT thread (Ref. 0092N).

| Med (R) | A | B |
|---------|----|-----|
| 1/4" | 19 | 27 |
| 3/8" | 23 | 29 |
| 1/2" | 27 | 35 |
| 3/4" | 32 | 40 |
| 1" | 38 | 46 |
| 1 1/4" | 45 | 54 |
| 1 1/2" | 48 | 57 |
| 2" | 57 | 70 |
| 2 1/2" | 69 | 83 |
| 3" | 78 | 94 |
| 4" | 96 | 115 |



| CÓDIGO CODE | MEDIDA SIZE | UNID. BOLSA UNIT BAG | P.V.P. € PRICE € |
|-------------|-------------|----------------------|------------------|
| 0092 02 | 1/4" | 10 | 2,83 |
| 0092 03 | 3/8" | 10 | 2,95 |
| 0092 04 | 1/2" | 15 | 3,58 |
| 0092 05 | 3/4" | 10 | 4,86 |
| 0092 06 | 1" | 10 | 7,45 |
| 0092 07 | 1 1/4" | 5 | 13,03 |
| 0092 08 | 1 1/2" | 5 | 16,48 |
| 0092 09 | 2" | 2 | 25,05 |
| 0092 10 | 2 1/2" | 1 | 44,63 |
| 0092 11 | 3" | 1 | 60,66 |
| 0092 12 | 4" | 1 | 108,31 |

Precios rosca NPT a consultar / NPT thread prices on request

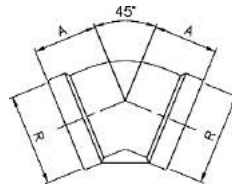
Ref. **0120 - 0120N**



Codo 45° H-H
También disponible con rosca NPT (Ref. 0120N).

45° elbow F-F
Also available with NPT thread (Ref. 0120N).

| Med (R) | A |
|---------|----|
| 1/4" | 17 |
| 3/8" | 19 |
| 1/2" | 21 |
| 3/4" | 25 |
| 1" | 29 |
| 1 1/4" | 33 |
| 1 1/2" | 37 |
| 2" | 42 |
| 2 1/2" | 49 |



| CÓDIGO CODE | MEDIDA SIZE | UNID. BOLSA UNIT BAG | P.V.P. € PRICE € |
|-------------|-------------|----------------------|------------------|
| 0120 02 | 1/4" | 5 | 2,70 |
| 0120 03 | 3/8" | 5 | 2,96 |
| 0120 04 | 1/2" | 15 | 3,34 |
| 0120 05 | 3/4" | 10 | 4,57 |
| 0120 06 | 1" | 10 | 6,22 |
| 0120 07 | 1 1/4" | 5 | 10,06 |
| 0120 08 | 1 1/2" | 5 | 13,23 |
| 0120 09 | 2" | 2 | 18,04 |
| 0120 10 | 2 1/2" | 1 | 34,89 |

Precios rosca NPT a consultar / NPT thread prices on request

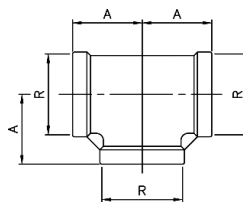
Ref. **0130 - 0130N**



Te igual H
También disponible con rosca NPT (Ref. 0130N).

Equal tee F
Also available with NPT thread (Ref. 0130N).

| Med (R) | A |
|---------|----|
| 1/4" | 19 |
| 3/8" | 23 |
| 1/2" | 27 |
| 3/4" | 32 |
| 1" | 38 |
| 1 1/4" | 45 |
| 1 1/2" | 48 |
| 2" | 57 |
| 2 1/2" | 69 |
| 3" | 78 |
| 4" | 96 |



| CÓDIGO CODE | MEDIDA SIZE | UNID. BOLSA UNIT BAG | P.V.P. € PRICE € |
|-------------|-------------|----------------------|------------------|
| 0130 02 | 1/4" | 10 | 3,02 |
| 0130 03 | 3/8" | 10 | 4,00 |
| 0130 04 | 1/2" | 25 | 4,05 |
| 0130 05 | 3/4" | 20 | 5,49 |
| 0130 06 | 1" | 15 | 7,96 |
| 0130 07 | 1 1/4" | 5 | 12,96 |
| 0130 08 | 1 1/2" | 5 | 15,31 |
| 0130 09 | 2" | 4 | 23,70 |
| 0130 10 | 2 1/2" | 1 | 52,60 |
| 0130 11 | 3" | 1 | 71,86 |
| 0130 12 | 4" | 1 | 127,94 |

Precios rosca NPT a consultar / NPT thread prices on request

CÓDIGO
CODE

MEDIDA
SIZE

UNID. BOLSA
UNIT BAG

P.V.P. €
PRICE €

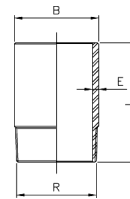
Ref. 0149



Entronque soldar-M

Welding-M nipple

| Med (R) | B | E | L |
|---------|-------|------|----|
| 1/4" | 13,7 | 2,24 | 30 |
| 3/8" | 17,1 | 2,31 | 30 |
| 1/2" | 21,3 | 2,77 | 35 |
| 3/4" | 26,7 | 2,87 | 40 |
| 1" | 33,4 | 3,38 | 40 |
| 1 1/4" | 42,2 | 3,56 | 50 |
| 1 1/2" | 48,3 | 3,68 | 50 |
| 2" | 60,3 | 3,91 | 50 |
| 2 1/2" | 76,1 | 5,16 | 60 |
| 3" | 88,9 | 5,49 | 70 |
| 4" | 114,3 | 6,02 | 80 |



| | | | |
|---------|--------|----|-------|
| 0149 02 | 1/4" | 10 | 1,47 |
| 0149 03 | 3/8" | 10 | 1,59 |
| 0149 04 | 1/2" | 25 | 2,74 |
| 0149 05 | 3/4" | 20 | 3,40 |
| 0149 06 | 1" | 10 | 4,49 |
| 0149 07 | 1 1/4" | 5 | 6,43 |
| 0149 08 | 1 1/2" | 5 | 7,66 |
| 0149 09 | 2" | 2 | 9,86 |
| 0149 10 | 2 1/2" | 1 | 18,08 |
| 0149 11 | 3" | 1 | 27,27 |
| 0149 12 | 4" | 1 | 41,68 |

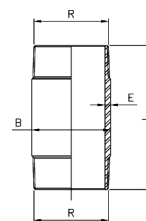
Ref. 0150



Entronque macho-macho

Longipple male-male

| Med (R) | B | E | L |
|---------|-------|------|-----|
| 1/4" | 13,7 | 2,24 | 40 |
| 3/8" | 17,1 | 2,31 | 40 |
| 1/2" | 21,3 | 2,77 | 60 |
| 3/4" | 26,7 | 2,87 | 60 |
| 1" | 33,4 | 3,38 | 60 |
| 1 1/4" | 42,2 | 3,56 | 80 |
| 1 1/2" | 48,3 | 3,68 | 80 |
| 2" | 60,3 | 3,91 | 100 |
| 2 1/2" | 76,1 | 5,16 | 100 |
| 3" | 88,9 | 5,49 | 120 |
| 4" | 114,3 | 6,02 | 150 |



| | | | |
|-------------|--------|----|-------|
| 0150 02 040 | 1/4" | 5 | 2,11 |
| 0150 03 040 | 3/8" | 5 | 2,36 |
| 0150 04 060 | 1/2" | 10 | 3,97 |
| 0150 05 060 | 3/4" | 10 | 4,73 |
| 0150 06 060 | 1" | 10 | 6,54 |
| 0150 07 080 | 1 1/4" | 5 | 10,39 |
| 0150 08 080 | 1 1/2" | 5 | 13,82 |
| 0150 09 100 | 2" | 2 | 18,57 |
| 0150 10 100 | 2 1/2" | 1 | 31,90 |
| 0150 11 120 | 3" | 1 | 50,28 |
| 0150 12 150 | 4" | 1 | 77,74 |

Ref. 0180 - 0180N



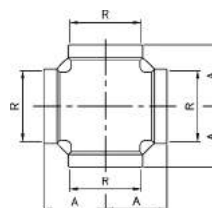
Cruz

También disponible con rosca NPT (Ref. 0180N).

Cross

Also available with NPT thread (Ref. 0180N).

| Med (R) | A |
|---------|----|
| 1/4" | 19 |
| 3/8" | 23 |
| 1/2" | 27 |
| 3/4" | 32 |
| 1" | 38 |
| 1 1/4" | 45 |
| 1 1/2" | 48 |
| 2" | 57 |



| | | | |
|---------|--------|----|-------|
| 0180 02 | 1/4" | 5 | 4,81 |
| 0180 03 | 3/8" | 5 | 5,39 |
| 0180 04 | 1/2" | 10 | 6,04 |
| 0180 05 | 3/4" | 10 | 8,61 |
| 0180 06 | 1" | 5 | 11,52 |
| 0180 07 | 1 1/4" | 5 | 19,50 |
| 0180 08 | 1 1/2" | 5 | 22,77 |
| 0180 09 | 2" | 2 | 35,39 |

Precios rosca NPT a consultar / NPT thread prices on request

Ref. 0240 - 0240N



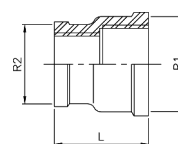
Manguito reducción

También disponible con rosca NPT (Ref. 0240N).

Reducing socket

Also available with NPT thread (Ref. 0240N).

| Med (R1 x R2) | A |
|-----------------|----|
| 1/4" x 1/8" | 10 |
| 3/8" x 1/4" | 10 |
| 1/2" x 1/4" | 15 |
| 1/2" x 3/8" | 15 |
| 3/4" x 1/2" | 10 |
| 1" x 3/4" | 5 |
| 1 1/4" x 1" | 5 |
| 1 1/2" x 1" | 5 |
| 1 1/2" x 1 1/4" | 5 |
| 2" x 1 1/2" | 2 |
| 2 1/2" x 2" | 1 |



| | | | |
|------------|-----------------|----|-------|
| 0240 02 01 | 1/4" x 1/8" | 10 | 1,97 |
| 0240 03 02 | 3/8" x 1/4" | 10 | 2,86 |
| 0240 04 02 | 1/2" x 1/4" | 15 | 3,14 |
| 0240 04 03 | 1/2" x 3/8" | 15 | 3,14 |
| 0240 05 04 | 3/4" x 1/2" | 10 | 4,16 |
| 0240 06 05 | 1" x 3/4" | 5 | 6,38 |
| 0240 07 06 | 1 1/4" x 1" | 5 | 9,70 |
| 0240 08 06 | 1 1/2" x 1" | 5 | 12,38 |
| 0240 08 07 | 1 1/2" x 1 1/4" | 5 | 12,38 |
| 0240 09 08 | 2" x 1 1/2" | 2 | 18,00 |
| 0240 10 09 | 2 1/2" x 2" | 1 | 28,81 |

Precios rosca NPT a consultar / NPT thread prices on request

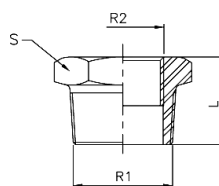
Ref. **0241 - 0241N**



Reducción
También disponible con rosca NPT (Ref. 0241N).

Reducing socket
Also available with NPT thread (Ref. 0241N).

| Med (R1 x R2) | L | S |
|-----------------|------|----|
| 1/4" x 1/8" | 14,5 | 15 |
| 3/8" x 1/4" | 16 | 18 |
| 1/2" x 1/4" | 19,5 | 23 |
| 1/2" x 3/8" | 19,5 | 23 |
| 3/4" x 3/8" | 21 | 28 |
| 3/4" x 1/2" | 21 | 28 |
| 1" x 1/2" | 24 | 35 |
| 1" x 3/4" | 24 | 35 |
| 1 1/4" x 3/4" | 27 | 44 |
| 1 1/4" x 1" | 27 | 44 |
| 1 1/2" x 1" | 27 | 50 |
| 1 1/2" x 1 1/4" | 27 | 50 |
| 2" x 1" | 32 | 62 |
| 2" x 1 1/4" | 32 | 62 |
| 2" x 1 1/2" | 32 | 62 |
| 2 1/2" x 2" | 34 | 77 |
| 3" x 2 1/2" | 37,5 | 90 |



| CÓDIGO CODE | MEDIDA SIZE | UNID. BOLSA UNIT BAG | P.V.P. € PRICE € |
|-------------|-----------------|----------------------|------------------|
| 0241 02 01 | 1/4" x 1/8" | 10 | 1,48 |
| 0241 03 02 | 3/8" x 1/4" | 10 | 1,72 |
| 0241 04 02 | 1/2" x 1/4" | 15 | 1,99 |
| 0241 04 03 | 1/2" x 3/8" | 15 | 1,99 |
| 0241 05 03 | 3/4" x 3/8" | 15 | 2,62 |
| 0241 05 04 | 3/4" x 1/2" | 15 | 2,62 |
| 0241 06 04 | 1" x 1/2" | 10 | 3,77 |
| 0241 06 05 | 1" x 3/4" | 10 | 3,77 |
| 0241 07 05 | 1 1/4" x 3/4" | 5 | 6,26 |
| 0241 07 06 | 1 1/4" x 1" | 5 | 6,26 |
| 0241 08 06 | 1 1/2" x 1" | 5 | 7,64 |
| 0241 08 07 | 1 1/2" x 1 1/4" | 5 | 7,64 |
| 0241 09 06 | 2" x 1" | 2 | 12,24 |
| 0241 09 07 | 2" x 1 1/4" | 2 | 12,24 |
| 0241 09 08 | 2" x 1 1/2" | 2 | 12,24 |
| 0241 10 09 | 2 1/2" x 2" | 1 | 19,71 |
| 0241 11 10 | 3" x 2 1/2" | 1 | 26,30 |

Precios rosca NPT a consultar / NPT thread prices on request

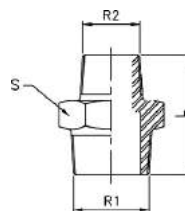
Ref. **0245**



Machón reducido

Reducing nipple

| Med (R1 x R2) | L | S |
|-----------------|------|----|
| 1/4" x 1/8" | 22,5 | 15 |
| 3/8" x 1/4" | 26,5 | 18 |
| 1/2" x 1/4" | 30 | 23 |
| 1/2" x 3/8" | 30,5 | 23 |
| 3/4" x 1/2" | 35,5 | 28 |
| 1" x 1/2" | 38,5 | 35 |
| 1" x 3/4" | 39,5 | 35 |
| 1 1/4" x 3/4" | 42,5 | 44 |
| 1 1/4" x 1" | 45 | 44 |
| 1 1/2" x 1" | 45 | 50 |
| 1 1/2" x 1 1/4" | 47,5 | 50 |
| 2" x 1 1/4" | 52,5 | 62 |
| 2" x 1 1/2" | 52,5 | 62 |



| | | | |
|------------|-----------------|----|-------|
| 0245 02 01 | 1/4" x 1/8" | 10 | 2,19 |
| 0245 03 02 | 3/8" x 1/4" | 10 | 2,58 |
| 0245 04 02 | 1/2" x 1/4" | 15 | 3,41 |
| 0245 04 03 | 1/2" x 3/8" | 15 | 3,41 |
| 0245 05 04 | 3/4" x 1/2" | 10 | 4,30 |
| 0245 06 04 | 1" x 1/2" | 10 | 6,33 |
| 0245 06 05 | 1" x 3/4" | 10 | 6,33 |
| 0245 07 05 | 1 1/4" x 3/4" | 5 | 8,35 |
| 0245 07 06 | 1 1/4" x 1" | 5 | 8,35 |
| 0245 08 06 | 1 1/2" x 1" | 5 | 10,79 |
| 0245 08 07 | 1 1/2" x 1 1/4" | 5 | 10,79 |
| 0245 09 07 | 2" x 1 1/4" | 2 | 14,90 |
| 0245 09 08 | 2" x 1 1/2" | 2 | 14,90 |

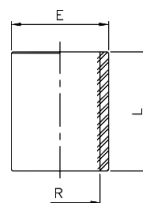
Ref. **0270 - 0270N**



Manguito liso H-H
También disponible con rosca NPT (Ref. 0270N).

Socket F-F
Also available with NPT thread (Ref. 0270N).

| Med (R) | E | L |
|---------|------|----|
| 1/4" | 16,5 | 24 |
| 3/8" | 20 | 25 |
| 1/2" | 24,5 | 32 |
| 3/4" | 30 | 35 |
| 1" | 37,5 | 41 |
| 1 1/4" | 46,5 | 45 |
| 1 1/2" | 53 | 45 |
| 2" | 65,5 | 54 |
| 2 1/2" | 82 | 63 |
| 3" | 95,5 | 69 |



| | | | |
|---------|--------|----|-------|
| 0270 02 | 1/4" | 15 | 1,74 |
| 0270 03 | 3/8" | 15 | 2,07 |
| 0270 04 | 1/2" | 25 | 2,73 |
| 0270 05 | 3/4" | 20 | 3,57 |
| 0270 06 | 1" | 15 | 5,06 |
| 0270 07 | 1 1/4" | 5 | 7,61 |
| 0270 08 | 1 1/2" | 5 | 9,27 |
| 0270 09 | 2" | 4 | 13,91 |
| 0270 10 | 2 1/2" | 1 | 21,83 |
| 0270 11 | 3" | 1 | 29,95 |

Precios rosca NPT a consultar / NPT thread prices on request

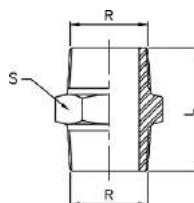
Ref. **0280 - 0280N**



Machón
También disponible con rosca NPT (Ref. 0280N).

Nipple
Also available with NPT thread (Ref. 0280N).

| Med (R) | L | S |
|---------|------|----|
| 1/4" | 25 | 15 |
| 3/8" | 27 | 18 |
| 1/2" | 34 | 23 |
| 3/4" | 36,5 | 28 |
| 1" | 42 | 35 |
| 1 1/4" | 47,5 | 44 |
| 1 1/2" | 47,5 | 50 |
| 2" | 57 | 62 |
| 2 1/2" | 61 | 77 |
| 3" | 67,5 | 90 |



| | | | |
|---------|--------|----|-------|
| 0280 02 | 1/4" | 25 | 2,04 |
| 0280 03 | 3/8" | 25 | 2,39 |
| 0280 04 | 1/2" | 25 | 2,58 |
| 0280 05 | 3/4" | 20 | 3,63 |
| 0280 06 | 1" | 15 | 4,47 |
| 0280 07 | 1 1/4" | 5 | 8,47 |
| 0280 08 | 1 1/2" | 5 | 9,62 |
| 0280 09 | 2" | 4 | 14,03 |
| 0280 10 | 2 1/2" | 1 | 21,67 |
| 0280 11 | 3" | 1 | 32,24 |

Precios rosca NPT a consultar / NPT thread prices on request

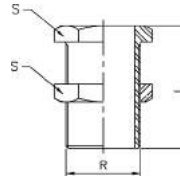
Ref. **0285**



Racor pasamuros
Rosca ISO 228/1.

Wall connector
ISO 228/1 thread.

| Med (R) | L | S |
|---------|----|----|
| 3/8" | 46 | 27 |
| 1/2" | 57 | 32 |
| 3/4" | 57 | 36 |
| 1" | 69 | 46 |
| 1 1/4" | 69 | 55 |
| 1 1/2" | 70 | 60 |
| 2" | 82 | 75 |



| CÓDIGO CODE | MEDIDA SIZE | UNID. BOLSA UNIT BAG | P.V.P. € PRICE € |
|-------------|-------------|----------------------|------------------|
| 0285 03 | 3/8" | 10 | 14,99 |
| 0285 04 | 1/2" | 10 | 16,70 |
| 0285 05 | 3/4" | 10 | 19,67 |
| 0285 06 | 1" | 10 | 22,20 |
| 0285 07 | 1 1/4" | 5 | 26,10 |
| 0285 08 | 1 1/2" | 5 | 31,00 |
| 0285 09 | 2" | 2 | 41,62 |

Ref. **0290 - 0290N**



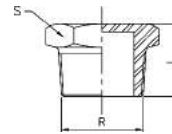
Tapón

También disponible con rosca NPT (Ref. 0290N).

Plug

Also available with NPT thread (Ref. 0290N).

| Med (R) | L | S |
|---------|------|----|
| 1/4" | 14,5 | 15 |
| 3/8" | 16 | 18 |
| 1/2" | 19,5 | 23 |
| 3/4" | 21 | 28 |
| 1" | 24 | 35 |
| 1 1/4" | 27 | 44 |
| 1 1/2" | 27 | 50 |
| 2" | 32 | 62 |
| 2 1/2" | 34 | 77 |
| 3" | 37,5 | 90 |



| | | | |
|---------|--------|----|-------|
| 0290 02 | 1/4" | 10 | 1,47 |
| 0290 03 | 3/8" | 10 | 1,62 |
| 0290 04 | 1/2" | 15 | 1,73 |
| 0290 05 | 3/4" | 10 | 2,70 |
| 0290 06 | 1" | 10 | 4,26 |
| 0290 07 | 1 1/4" | 5 | 6,33 |
| 0290 08 | 1 1/2" | 5 | 7,15 |
| 0290 09 | 2" | 2 | 11,77 |
| 0290 10 | 2 1/2" | 1 | 22,61 |
| 0290 11 | 3" | 1 | 27,72 |

Precios rosca NPT a consultar / NPT thread prices on request

Ref. **0300 - 0300N**



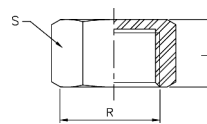
Tapa

También disponible con rosca NPT (Ref. 0300N).

Cap

Also available with NPT thread (Ref. 0300N).

| Med (R) | L | S |
|---------|------|-----|
| 1/4" | 14 | 18 |
| 3/8" | 14,5 | 20 |
| 1/2" | 18,5 | 25 |
| 3/4" | 19,5 | 30 |
| 1" | 22,5 | 38 |
| 1 1/4" | 25,5 | 47 |
| 1 1/2" | 25,5 | 53 |
| 2" | 30 | 66 |
| 2 1/2" | 35 | 82 |
| 3" | 38,5 | 96 |
| 4" | 45 | 122 |



| | | | |
|---------|--------|----|-------|
| 0300 02 | 1/4" | 10 | 1,57 |
| 0300 03 | 3/8" | 10 | 1,71 |
| 0300 04 | 1/2" | 15 | 2,03 |
| 0300 05 | 3/4" | 10 | 2,68 |
| 0300 06 | 1" | 5 | 3,84 |
| 0300 07 | 1 1/4" | 5 | 7,21 |
| 0300 08 | 1 1/2" | 5 | 8,91 |
| 0300 09 | 2" | 2 | 13,61 |
| 0300 10 | 2 1/2" | 1 | 24,41 |
| 0300 11 | 3" | 1 | 33,07 |
| 0300 12 | 4" | 1 | 51,08 |

Precios rosca NPT a consultar / NPT thread prices on request

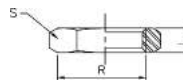
Ref. **0312**



Tuerca

Nut

| Med (R) | L | S |
|---------|----|----|
| 1/4" | 7 | 18 |
| 3/8" | 7 | 24 |
| 1/2" | 8 | 30 |
| 3/4" | 9 | 34 |
| 1" | 9 | 43 |
| 1 1/4" | 11 | 52 |
| 1 1/2" | 12 | 58 |
| 2" | 13 | 72 |



| | | | |
|---------|--------|----|------|
| 0312 02 | 1/4" | 5 | 1,44 |
| 0312 03 | 3/8" | 5 | 1,87 |
| 0312 04 | 1/2" | 15 | 1,96 |
| 0312 05 | 3/4" | 10 | 2,44 |
| 0312 06 | 1" | 10 | 3,09 |
| 0312 07 | 1 1/4" | 5 | 4,10 |
| 0312 08 | 1 1/2" | 5 | 4,81 |
| 0312 09 | 2" | 2 | 7,33 |

Ref. **0340 - 0340N**



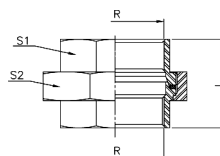
Enlace 3 piezas H-H

También disponible con rosca NPT (Ref. 0340N).

Union 3 piezas F-F

Also available with NPT thread (Ref. 0340N).

| Med (R) | L | S1 | S2 |
|---------|------|----|-----|
| 1/4" | 33,5 | 17 | 29 |
| 3/8" | 36,5 | 20 | 34 |
| 1/2" | 39,5 | 25 | 39 |
| 3/4" | 42,5 | 30 | 47 |
| 1" | 50 | 38 | 58 |
| 1 1/4" | 54 | 47 | 67 |
| 1 1/2" | 58 | 53 | 76 |
| 2" | 65 | 66 | 90 |
| 2 1/2" | 75 | 82 | 109 |
| 3" | 83 | 96 | 123 |



| | | | |
|---------|--------|----|-------|
| 0340 02 | 1/4" | 5 | 7,34 |
| 0340 03 | 3/8" | 5 | 8,66 |
| 0340 04 | 1/2" | 15 | 9,15 |
| 0340 05 | 3/4" | 10 | 10,73 |
| 0340 06 | 1" | 10 | 16,17 |
| 0340 07 | 1 1/4" | 5 | 24,81 |
| 0340 08 | 1 1/2" | 5 | 32,09 |
| 0340 09 | 2" | 2 | 41,66 |
| 0340 10 | 2 1/2" | 1 | 69,88 |
| 0340 11 | 3" | 1 | 87,00 |

Precios rosca NPT a consultar / NPT thread prices on request

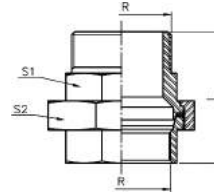
Ref. **0341 - 0341N**



Enlace 3 piezas M-H
También disponible con rosca NPT (Ref. 0341N).

Union 3 pieces M-F
Also available with NPT thread (Ref. 0341N).

| Med (R) | L | S1 | S2 |
|---------|------|----|-----|
| 1/4" | 44 | 17 | 29 |
| 3/8" | 47,5 | 20 | 34 |
| 1/2" | 54 | 25 | 39 |
| 3/4" | 58 | 30 | 47 |
| 1" | 68 | 38 | 58 |
| 1 1/4" | 74,5 | 47 | 67 |
| 1 1/2" | 78,5 | 53 | 76 |
| 2" | 90 | 66 | 90 |
| 2 1/2" | 102 | 82 | 109 |
| 3" | 113 | 96 | 123 |



| CÓDIGO CODE | MEDIDA SIZE | UNID. BOLSA UNIT BAG | P.V.P. € PRICE € |
|-------------|-------------|----------------------|------------------|
| 0341 02 | 1/4" | 5 | 9,17 |
| 0341 03 | 3/8" | 5 | 9,95 |
| 0341 04 | 1/2" | 10 | 10,68 |
| 0341 05 | 3/4" | 10 | 12,66 |
| 0341 06 | 1" | 10 | 18,97 |
| 0341 07 | 1 1/4" | 5 | 29,08 |
| 0341 08 | 1 1/2" | 5 | 38,67 |
| 0341 09 | 2" | 2 | 52,16 |
| 0341 10 | 2 1/2" | 1 | 86,66 |
| 0341 11 | 3" | 1 | 107,91 |

Precios rosca NPT a consultar / NPT thread prices on request

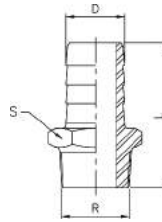
Ref. **0399 - 0399N**



Entronque manguera
También disponible con rosca NPT (Ref. 0399N).

Hose nipple
Also available with NPT thread (Ref. 0399N).

| Med (R) | L | D | S |
|---------|-------|------|----|
| 1/4" | 42,5 | 9 | 15 |
| 3/8" | 49 | 11,5 | 18 |
| 1/2" | 57,5 | 15 | 22 |
| 3/4" | 66 | 20 | 28 |
| 1" | 76 | 27 | 35 |
| 1 1/4" | 79 | 33 | 44 |
| 1 1/2" | 83 | 39,5 | 50 |
| 2" | 92 | 52 | 62 |
| 2 1/2" | 99 | 67 | 78 |
| 3" | 107,5 | 80 | 91 |



| | | | |
|---------|--------|----|-------|
| 0399 02 | 1/4" | 10 | 2,51 |
| 0399 03 | 3/8" | 10 | 3,25 |
| 0399 04 | 1/2" | 15 | 3,87 |
| 0399 05 | 3/4" | 10 | 6,03 |
| 0399 06 | 1" | 10 | 8,12 |
| 0399 07 | 1 1/4" | 5 | 11,18 |
| 0399 08 | 1 1/2" | 5 | 14,18 |
| 0399 09 | 2" | 2 | 21,60 |
| 0399 10 | 2 1/2" | 2 | 35,13 |
| 0399 11 | 3" | 1 | 47,88 |

Precios rosca NPT a consultar / NPT thread prices on request

RACORES CON BICONO ACERO INOXIDABLE
STAINLESS STEEL COMPRESSION FITTING

CÓDIGO MEDIDA UNID. BOLSA P.V.P. €
CODE SIZE UNIT BAG PRICE €

Ref. **8401**




Unión Tubo - Tubo (pulgada)
Material AISI 316.
Presión máx. de trabajo: 315 bar.

Union Tube - Tube (inch)
Material AISI 316.
Max. working pressure: 315 bar.

| | | | |
|------------|-------------|---|-------|
| 8401 02 02 | 1/4" x 1/4" | 5 | 17,65 |
| 8401 03 02 | 3/8" x 1/4" | 5 | 23,47 |
| 8401 03 03 | 3/8" x 3/8" | 5 | 25,06 |
| 8401 04 02 | 1/2" x 1/4" | - | 27,36 |
| 8401 04 03 | 1/2" x 3/8" | 3 | 28,52 |
| 8401 04 04 | 1/2" x 1/2" | 3 | 32,76 |

Ref. **8401D**



Unión Tubo - Tubo (mm)
Material AISI 316.
Presión máx. de trabajo: 315 bar.

Union Tube - Tube (mm)
Material AISI 316.
Max. working pressure: 315 bar.

| | | | |
|---------------|---------|---|-------|
| 8401D 006 006 | 6 x 6 | 5 | 17,65 |
| 8401D 008 006 | 8 x 6 | 5 | 20,40 |
| 8401D 008 008 | 8 x 8 | 5 | 19,66 |
| 8401D 010 008 | 10 x 8 | - | 24,89 |
| 8401D 010 006 | 10 x 6 | - | 23,88 |
| 8401D 010 010 | 10 x 10 | - | 25,46 |
| 8401D 012 006 | 12 x 6 | 3 | 27,22 |
| 8401D 012 008 | 12 x 8 | 3 | 28,21 |
| 8401D 012 010 | 12 x 10 | - | 30,38 |
| 8401D 012 012 | 12 x 12 | 3 | 32,76 |

Ref. **8402**



Codo Tubo - Tubo (pulgada)
Material AISI 316.
Presión máx. de trabajo: 315 bar.

Elbow Tube - Tube (inch)
Material AISI 316.
Max. working pressure: 315 bar.

| | | | |
|------------|-------------|---|-------|
| 8402 02 02 | 1/4" x 1/4" | 4 | 22,24 |
| 8402 03 03 | 3/8" x 3/8" | 2 | 34,77 |
| 8402 04 04 | 1/2" x 1/2" | 1 | 44,44 |

Ref. **8402D**



Codo Tubo - Tubo (mm)
Material AISI 316.
Presión máx. de trabajo: 315 bar.

Elbow Tube - Tube (mm)
Material AISI 316.
Max. working pressure: 315 bar.

| | | | |
|---------------|---------|---|-------|
| 8402D 006 006 | 6 x 6 | 4 | 22,21 |
| 8402D 008 008 | 8 x 8 | 2 | 26,19 |
| 8402D 010 010 | 10 x 10 | - | 34,83 |
| 8402D 012 012 | 12 x 12 | 1 | 44,41 |

Ref. **8403**



Te Tubo - Tubo (pulgada)
Material AISI 316.
Presión máx. de trabajo: 315 bar.

Tee Tube - Tube (inch)
Material AISI 316.
Max. working pressure: 315 bar.

| | | | |
|------------|-------------|---|-------|
| 8403 02 02 | 1/4" x 1/4" | 1 | 36,36 |
| 8403 03 03 | 3/8" x 3/8" | 1 | 47,31 |
| 8403 04 04 | 1/2" x 1/2" | 1 | 62,67 |

Ref. **8403D**



Te Tubo - Tubo (mm)
Material AISI 316.
Presión máx. de trabajo: 315 bar.

Tee Tube - Tube (mm)
Material AISI 316.
Max. working pressure: 315 bar.

| | | | |
|---------------|---------|---|-------|
| 8403D 006 006 | 6 x 6 | 1 | 36,33 |
| 8403D 008 008 | 8 x 8 | 1 | 39,29 |
| 8403D 010 010 | 10 x 10 | - | 49,23 |
| 8403D 012 012 | 12 x 12 | 1 | 60,37 |

RACORES CON BICONO ACERO INOXIDABLE
STAINLESS STEEL COMPRESSION FITTING

Ref. **8404**




Conector Rosca H (BSPP) - Tubo (pulgada)
Material AISI 316. Rosca: ISO 7-1 Rp
Presión máx. de trabajo: 315 bar.

Connector Thread F (BSPP) - Tube (inch)
Material AISI 316. Thread: ISO 7-1 Rp
Max. working pressure: 315 bar.

| CÓDIGO CODE | MEDIDA SIZE | UNID. BOLSA UNIT BAG | P.V.P. € PRICE € |
|----------------|----------------|-------------------------|---------------------|
| 8404 02 02 | 1/4" x 1/4" | 4 | 13,98 |
| 8404 03 02 | 3/8" x 1/4" | 3 | 17,12 |
| 8404 03 03 | 3/8" x 3/8" | 3 | 23,94 |
| 8404 04 02 | 1/2" x 1/4" | 1 | 24,53 |
| 8404 04 03 | 1/2" x 3/8" | 1 | 28,49 |
| 8404 04 04 | 1/2" x 1/2" | 1 | 31,35 |

Ref. **8404N**



Conector Rosca H (NPT) - Tubo (pulgada)
Material AISI 316. Rosca: NPT ASME B 1.20.1.
Presión máx. de trabajo: 315 bar.

Connector Thread F (NPT) - Tube (inch)
Material AISI 316. Thread: NPT ASME B 1.20.1.
Max. working pressure: 315 bar.

| | | | |
|-------------|-------------|---|-------|
| 8404N 02 02 | 1/4" x 1/4" | 4 | 13,98 |
| 8404N 03 02 | 3/8" x 1/4" | 3 | 17,12 |
| 8404N 03 03 | 3/8" x 3/8" | 3 | 23,94 |
| 8404N 04 02 | 1/2" x 1/4" | 1 | 24,53 |
| 8404N 04 03 | 1/2" x 3/8" | 1 | 28,49 |
| 8404N 04 04 | 1/2" x 1/2" | 1 | 31,35 |

Ref. **8404D**




Conector Rosca H (BSPP) - Tubo (mm)
Material AISI 316. Rosca: ISO 7-1 Rp
Presión máx. de trabajo: 315 bar.

Connector Thread F (BSPP) - Tube (mm)
Material AISI 316. Thread: ISO 7-1 Rp
Max. working pressure: 315 bar.

| | | | |
|--------------|-----------|---|-------|
| 8404D 02 006 | 1/4" x 6 | 4 | 13,98 |
| 8404D 03 006 | 3/8" x 6 | 3 | 24,50 |
| 8404D 03 008 | 3/8" x 8 | 3 | 23,47 |
| 8404D 03 010 | 3/8" x 10 | - | 24,31 |
| 8404D 04 006 | 1/2" x 6 | 1 | 24,50 |
| 8404D 04 008 | 1/2" x 8 | 1 | 25,63 |
| 8404D 04 012 | 1/2" x 12 | 1 | 30,75 |

Ref. **8404ND**



Conector Rosca H (NPT) - Tubo (mm)
Material AISI 316. Rosca: NPT ASME B 1.20.1.
Presión máx. de trabajo: 315 bar.

Connector Thread F (NPT) - Tube (mm)
Material AISI 316. Thread: NPT ASME B 1.20.1.
Max. working pressure: 315 bar.

| | | | |
|---------------|-----------|---|-------|
| 8404ND 02 006 | 1/4" x 6 | 4 | 13,98 |
| 8404ND 03 006 | 3/8" x 6 | 3 | 24,50 |
| 8404ND 03 008 | 3/8" x 8 | 3 | 19,94 |
| 8404ND 03 010 | 3/8" x 10 | - | 24,31 |
| 8404ND 04 006 | 1/2" x 6 | 1 | 24,50 |
| 8404ND 04 008 | 1/2" x 8 | 1 | 25,63 |
| 8404ND 04 012 | 1/2" x 12 | 1 | 30,75 |

Ref. **8405**




Conector Rosca M (BSPT) - Tubo (pulgada)
Material AISI 316. Rosca: ISO 7-1 R
Presión máx. de trabajo: 315 bar.

Connector Thread M (BSPT) - Tube (inch)
Material AISI 316. Thread: ISO 7-1 R
Max. working pressure: 315 bar.

| | | | |
|------------|-------------|---|-------|
| 8405 02 02 | 1/4" x 1/4" | 5 | 11,72 |
| 8405 03 02 | 3/8" x 1/4" | 5 | 13,16 |
| 8405 03 03 | 3/8" x 3/8" | 5 | 16,27 |
| 8405 04 02 | 1/2" x 1/4" | 3 | 17,16 |
| 8405 04 03 | 1/2" x 3/8" | 3 | 20,65 |
| 8405 04 04 | 1/2" x 1/2" | 3 | 22,24 |

Ref. **8405N**



Conector Rosca M (NPT) - Tubo (pulgada)
Material AISI 316. Rosca: NPT ASME B 1.20.1.
Presión máx. de trabajo: 315 bar.

Connector Thread M (NPT) - Tube (inch)
Material AISI 316. Thread: NPT ASME B 1.20.1.
Max. working pressure: 315 bar.

| | | | |
|-------------|-------------|---|-------|
| 8405N 02 02 | 1/4" x 1/4" | 5 | 11,72 |
| 8405N 03 02 | 3/8" x 1/4" | 5 | 13,16 |
| 8405N 03 03 | 3/8" x 3/8" | 5 | 16,27 |
| 8405N 04 02 | 1/2" x 1/4" | 3 | 17,16 |
| 8405N 04 03 | 1/2" x 3/8" | 3 | 20,65 |
| 8405N 04 04 | 1/2" x 1/2" | 3 | 22,24 |

Ref. **8405D**



Conector Rosca M (BSPT) - Tubo (mm)
Material AISI 316. Rosca: ISO 7-1 R
Presión máx. de trabajo: 315 bar.

Connector Thread M (BSPT) - Tube (mm)
Material AISI 316. Thread: ISO 7-1 R
Max. working pressure: 315 bar.

| | | | |
|--------------|-----------|---|-------|
| 8405D 02 006 | 1/4" x 6 | 5 | 11,68 |
| 8405D 03 006 | 3/8" x 6 | 5 | 13,24 |
| 8405D 03 008 | 3/8" x 8 | 5 | 14,27 |
| 8405D 03 010 | 3/8" x 10 | - | 17,67 |
| 8405D 04 010 | 1/2" x 10 | - | 19,46 |
| 8405D 04 006 | 1/2" x 6 | 3 | 17,09 |
| 8405D 04 008 | 1/2" x 8 | 3 | 19,14 |
| 8405D 04 012 | 1/2" x 12 | 3 | 22,21 |

RACORES CON BICONO ACERO INOXIDABLE
STAINLESS STEEL COMPRESSION FITTING

Ref. **8405ND**



Conector Rosca M (NPT) - Tubo (mm)
Material AISI 316. Rosca: NPT ASME B 1.20.1.
Presión máx. de trabajo: 315 bar.

Connector Thread M (NPT) - Tube (mm)
Material AISI 316. Thread: NPT ASME B 1.20.1.
Max. working pressure: 315 bar.

| CÓDIGO CODE | MEDIDA SIZE | UNID. BOLSA UNIT BAG | P.V.P. € PRICE € |
|----------------|----------------|-------------------------|---------------------|
| 8405ND 02 006 | 1/4" x 6 | 5 | 11,68 |
| 8405ND 03 006 | 3/8" x 6 | 5 | 13,24 |
| 8405ND 03 008 | 3/8" x 8 | 5 | 14,27 |
| 8405ND 03 010 | 3/8" x 10 | - | 17,67 |
| 8405ND 04 006 | 1/2" x 6 | 3 | 17,09 |
| 8405ND 04 008 | 1/2" x 8 | 3 | 19,14 |
| 8405ND 04 010 | 1/2" x 10 | - | 19,46 |
| 8405ND 04 012 | 1/2" x 12 | 3 | 22,21 |

Ref. **8406**



Codo Rosca M (BSPT) - Tubo (pulgada)
Material AISI 316. Rosca: ISO 7-1 R
Presión máx. de trabajo: 315 bar.

Elbow Thread M (BSPT) - Tube (inch)
Material AISI 316. Thread: ISO 7-1 R
Max. working pressure: 315 bar.

| | | | |
|------------|-------------|---|-------|
| 8406 02 02 | 1/4" x 1/4" | 4 | 16,94 |
| 8406 03 02 | 3/8" x 1/4" | 2 | 21,78 |
| 8406 03 03 | 3/8" x 3/8" | 2 | 24,71 |
| 8406 04 02 | 1/2" x 1/4" | 1 | 31,35 |
| 8406 04 03 | 1/2" x 3/8" | 1 | 32,76 |
| 8406 04 04 | 1/2" x 1/2" | 1 | 35,66 |

Ref. **8406N**



Codo Rosca M (NPT) - Tubo (pulgada)
Material AISI 316. Rosca: NPT ASME B 1.20.1.
Presión máx. de trabajo: 315 bar.

Elbow Thread M (NPT) - Tube (inch)
Material AISI 316. Thread: NPT ASME B 1.20.1.
Max. working pressure: 315 bar.

| | | | |
|-------------|-------------|---|-------|
| 8406N 02 02 | 1/4" x 1/4" | 4 | 16,94 |
| 8406N 03 02 | 3/8" x 1/4" | 2 | 21,78 |
| 8406N 03 03 | 3/8" x 3/8" | 2 | 24,71 |
| 8406N 04 02 | 1/2" x 1/4" | 1 | 31,35 |
| 8406N 04 03 | 1/2" x 3/8" | 1 | 32,76 |
| 8406N 04 04 | 1/2" x 1/2" | 1 | 35,66 |

Ref. **8406D**



Codo Rosca M (BSPT) - Tubo (mm)
Material AISI 316. Rosca: ISO 7-1 R
Presión máx. de trabajo: 315 bar.

Elbow Thread M (BSPT) - Tube (mm)
Material AISI 316. Thread: ISO 7-1 R
Max. working pressure: 315 bar.

| | | | |
|--------------|-----------|---|-------|
| 8406D 02 006 | 1/4" x 6 | 4 | 14,83 |
| 8406D 03 006 | 3/8" x 6 | 2 | 21,78 |
| 8406D 03 008 | 3/8" x 8 | 2 | 22,80 |
| 8406D 03 010 | 3/8" x 10 | - | 25,07 |
| 8406D 04 006 | 1/2" x 6 | 1 | 29,90 |
| 8406D 04 008 | 1/2" x 8 | 1 | 29,90 |
| 8406D 04 010 | 1/2" x 10 | - | 33,29 |
| 8406D 04 012 | 1/2" x 12 | 1 | 35,59 |

Ref. **8406ND**



Codo Rosca M (NPT) - Tubo (mm)
Material AISI 316. Rosca: NPT ASME B 1.20.1.
Presión máx. de trabajo: 315 bar.

Elbow Thread M (NPT) - Tube (mm)
Material AISI 316. Thread: NPT ASME B 1.20.1.
Max. working pressure: 315 bar.

| | | | |
|---------------|-----------|---|-------|
| 8406ND 02 006 | 1/4" x 6 | 4 | 14,83 |
| 8406ND 03 006 | 3/8" x 6 | 2 | 21,78 |
| 8406ND 03 008 | 3/8" x 8 | 2 | 22,80 |
| 8406ND 03 010 | 3/8" x 10 | - | 25,07 |
| 8406ND 04 006 | 1/2" x 6 | 1 | 29,90 |
| 8406ND 04 008 | 1/2" x 8 | 1 | 29,90 |
| 8406ND 04 010 | 1/2" | - | 33,29 |
| 8406ND 04 012 | 1/2" x 12 | 1 | 35,59 |

| CÓDIGO CODE | MEDIDA SIZE | PESO WEIGHT | P.V.P. € PRICE € |
|----------------|----------------|----------------|---------------------|
|----------------|----------------|----------------|---------------------|

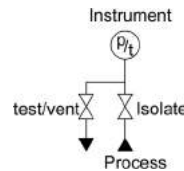
Ref. **8112N**

Manifolds para Instrumentación – Montaje a distancia
 Construcción: Acero inox. 316. Rosca entrada/salida NPT.
 Empaquetadura PTFE. Presión máxima de trabajo 410 bar.
 Temperatura de trabajo -54°C a 250 °C.

Instrument Manifolds – Remote operation
 Construction: Stainless Steel 316. Input / Output NPT threaded.
 Packing: PTFE. Max. working pressure 410 bar.
 Working temperature -54°C to 250°C.



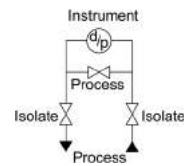
2 válvulas montaje a distancia
2 valves remote operation



| | | | |
|-------------|------|-------|--------|
| 8112N 04 02 | 1/2" | 0,750 | 135,73 |
|-------------|------|-------|--------|



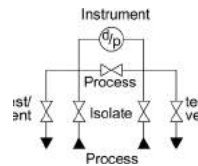
3 válvulas montaje a distancia
3 valves remote operation



| | | | |
|-------------|------|-------|--------|
| 8112N 04 03 | 1/2" | 1,480 | 207,76 |
|-------------|------|-------|--------|



5 válvulas montaje a distancia
5 valves remote operation



| | | | |
|-------------|------|-------|--------|
| 8112N 04 05 | 1/2" | 2,950 | 365,65 |
|-------------|------|-------|--------|

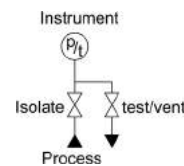
Ref. **8114N**

Manifolds para Instrumentación – Montaje directo
 Construcción: Acero inox. 316. Rosca entrada/salida NPT.
 Empaquetadura PTFE. Presión máxima de trabajo 410 bar.
 Temperatura de trabajo -54°C a 250 °C.

Instrument Manifolds – Direct mounting
 Construction: Stainless Steel 316. Input/Output NPT threaded.
 Packing: PTFE. Max. working pressure 410 bar.
 Working temperature -54°C to 250°C.



2 valves direct mounting
2 válvulas montaje directo
2 valves direct mounting



| | | | |
|-------------|------|-------|--------|
| 8114N 04 02 | 1/2" | 0,780 | 141,31 |
|-------------|------|-------|--------|





INSTRUMENTACIÓN INDUSTRIAL INDUSTRIAL INSTRUMENTATION

**Aparatos y equipos para la medida, control, supervisión y
regulación de procesos industriales.**

Devices and equipment for the measurement, control, monitoring
and regulation of industrial processes.



Ref. 8010



Manómetro de cápsula
 Baja presión (ventómetro).
 D = 100 acero inoxidable 304, aro: bayoneta.
 Aguja: micrométrica.
 Doble escala: inH₂O/mbar.
 Entrada inferior 1/2".
 Clase: 1,0.
 Visor cristal laminado.
 Opcional con glicerina.

Pressure gauge
 Low pressure (airmeter).
 D = 100 stainless steel 304, ring: bayonet.
 Needle: micrometer.
 Double scale: inH₂O/mbar.
 Bottom entry 1/2".
 Class: 1,0.
 Glass laminate sight.
 Available optional with glycerine.

| CÓDIGO CODE | ESCALA SCALE | CAJA / BOX CARTON | P.V.P. € PRICE € |
|----------------|-----------------|----------------------|---------------------|
| 8010 025 | 0-25 mbar | 1 | 317,86 |
| 8010 040 | 0-40 mbar | 1 | 317,86 |
| 8010 060 | 0-60 mbar | 1 | 317,86 |
| 8010 100 | 0-100 mbar | 1 | 317,86 |
| 8010 250 | 0-250 mbar | 1 | 317,86 |
| 8010 600 | 0-600 mbar | 1 | 213,97 |

Ref. 8011



Manómetro (vacuómetro)
 D = 100 acero inoxidable 304, aro: bayoneta.
 Aguja: micrométrica.
 Doble escala: psi/bar.
 Entrada inferior 1/2".
 Clase: 1,0.
 Visor cristal laminado.
 Opcional con glicerina.

Pressure gauge (vacuometer)
 D = 100 stainless steel 304, ring: bayonet.
 Needle: micrometer.
 Double scale: psi/bar.
 Bottom entry 1/2".
 Class: 1,0.
 Glass laminate sight.
 Available optional with glycerine.

| | | | |
|----------|-----------|------|-------|
| 8011 101 | -1 +0 bar | 1-25 | 66,41 |
| 8011 103 | -1 +3 bar | 1-25 | 66,41 |

Ref. 8012



Manómetro
 D = 100 acero inoxidable 304, aro: bayoneta.
 Aguja: micrométrica.
 Doble escala: psi/bar.
 Entrada inferior 1/2".
 Clase: 1,0.
 Visor cristal laminado.
 Opcional con glicerina.

Pressure gauge
 D = 100 stainless steel 304, ring: bayonet.
 Needle: micrometer.
 Double scale: psi / bar.
 Bottom entry 1/2".
 Class: 1,0.
 Glass laminate sight.
 Available optional with glycerine.

| | | | |
|----------|------------|------|-------|
| 8012 001 | 0 +1 bar | 1-25 | 61,32 |
| 8012 002 | 0 +2 bar | 1-25 | 61,32 |
| 8012 006 | 0 +6 bar | 1-25 | 61,32 |
| 8012 010 | 0 +10 bar | 1-25 | 61,32 |
| 8012 016 | 0 +16 bar | 1-25 | 61,32 |
| 8012 025 | 0 +25 bar | 1-25 | 61,32 |
| 8012 060 | 0 +60 bar | 1-25 | 61,32 |
| 8012 100 | 0 +100 bar | 1-25 | 61,32 |
| 8012 250 | 0 +250 bar | 1-25 | 61,32 |
| 8012 600 | 0 +600 bar | 1-25 | 61,32 |

Ref. 8029



Separador térmico tipo lira
 Material acero inoxidable.
 Empalme macho-hembra. 1/2"G.

Thermal divider lyre type
 Material: stainless steel.
 Connection male-female 1/2"G.

| | | | |
|---------|---|------|-------|
| 8029 04 | - | 1-25 | 46,88 |
|---------|---|------|-------|

Ref. **8032 - 8033**




Termómetros bimetálicos 63 mm
8032 (posterior) / 8033 (inferior)
 Material de la vaina: Latón. Dimensiones de la caja: 63 mm.
 Material: acero cincado y plateado. Visor: Cristal.
 Longitud bulbo (L): 50 mm.
 Escala: Doble escala °C & °F. Precisión: ±2.5%. Rosca 1/2" G.

Bimetallic thermometer 63 mm
8032 (back entry) / 8033 (bottom entry)
 Sheath material: brass. Box dimensions: 63 mm.
 Material: zinc iron plated. Sight: Glass.
 Sheath length (L): 50 mm.
 Double scale °C & °F. Precision: ±2.5%.
 Thread 1/2" G.

| CÓDIGO CODE | ESCALA SCALE | CAJA / BOX CARTON | P.V.P. € PRICE € |
|-------------|--------------|-------------------|------------------|
| 8032 206 | -20 +60 °C | 1 | 8,68 |
| 8032 060 | 0 +60 °C | 1 | 8,68 |
| 8032 120 | 0 +120 °C | 1 | 8,68 |
| 8033 206 | -20 +60 °C | 1 | 14,30 |
| 8033 060 | 0 +60 °C | 1 | 14,30 |
| 8033 120 | 0 +120 °C | 1 | 14,30 |

Ref. **8034 - 8035**



Termómetros bimetálicos 63 mm
8034 (posterior) / 8035 (inferior)
 Material de la vaina: Latón. Dimensiones de la caja: 63 mm.
 Material: acero cincado y plateado. Visor: Cristal.
 Longitud bulbo (L): 100 mm.
 Escala: Doble escala °C & °F. Precisión: ±2,5%. Rosca 1/2" G.

Bimetallic thermometer 63 mm
8034 (back entry) / 8035 (bottom entry)
 Sheath material: brass. Box dimensions: 63 mm.
 Material: Zinc iron plated. Sight: Glass.
 Sheath length (L): 100 mm.
 Double scale °C & °F. Precision: ±2.5%.
 Thread 1/2" G.

| | | | |
|----------|------------|---|-------|
| 8034 206 | -20 +60 °C | 1 | 10,73 |
| 8034 060 | 0 +60 °C | 1 | 10,73 |
| 8034 120 | 0 +120 °C | 1 | 10,73 |
| 8035 206 | -20 +60 °C | 1 | 16,36 |
| 8035 060 | 0 +60 °C | 1 | 16,36 |
| 8035 120 | 0 +120 °C | 1 | 16,36 |

Ref. **8036**



Termómetros bimetálicos inoxidables. Conexión posterior
 Dimensiones caja: 100 mm. Material: AISI 304.
 Aro: AISI 304, bayoneta. Visor: Cristal.
 Material bulbo: AISI 304.
 Longitud bulbo (L): 100 mm.
 Precisión ±1,6%. Doble escala °C & °F. Rosca 1/2" G (deslizante).

Stainless steel bimetallic thermometer. Back connection
 Box dimensions: 100 mm. Material: AISI 304.
 Ring: AISI 304, bayonet. Sight: Glass. Sheath material: AISI 304.
 Sheath length (L): 100 mm.
 Precision ±1,6%. Double scale °C & °F. Thread 1/2" G (sliding).

| | | | |
|----------|---------|------|-------|
| 8036 206 | -20 +60 | 1-50 | 37,64 |
| 8036 305 | -30 +50 | 1-50 | 37,64 |
| 8036 404 | -40 +40 | 1-50 | 37,64 |
| 8036 060 | 0 +60 | 1 | 37,64 |
| 8036 100 | 0 +100 | 50 | 37,64 |
| 8036 120 | 0 +120 | 1-50 | 37,64 |
| 8036 160 | 0 +160 | 1-50 | 37,64 |
| 8036 200 | 0 +200 | 1-50 | 37,64 |
| 8036 300 | 0 +300 | 1-50 | 37,64 |

Ref. **8037**



Termómetros bimetálicos inoxidables. Conexión inferior
 Dimensiones caja: 100 mm. Material: AISI 304.
 Aro: AISI 304, bayoneta. Visor: Cristal. Material bulbo AISI 304.
 Diámetro bulbo 8 mm. Longitud bulbo (L): 100 mm.
 Precisión ±1,6%. Doble escala °C & °F.
 Rosca 1/2" G (deslizante).

Stainless steel bimetallic thermometers. Bottom connection
 Box dimensions: 100 mm. Material: AISI 304.
 Ring: AISI 304, bayonet. Sight: Glass. Sheath material: AISI 304.
 Sheath diameter: 8 mm. Sheath length (L): 100 mm.
 Precision ±1,6%. Double scale °C & °F.
 Thread 1/2" G (sliding).

| | | | |
|----------|---------|------|-------|
| 8037 206 | -20 +60 | 1-50 | 59,26 |
| 8037 305 | -30 +50 | 1-50 | 59,26 |
| 8037 404 | -40 +40 | 1-50 | 59,26 |
| 8037 060 | 0 +60 | 1-50 | 59,26 |
| 8037 100 | 0 +100 | 1-50 | 59,26 |
| 8037 120 | 0 +120 | 1-50 | 59,26 |
| 8037 160 | 0 +160 | 1-50 | 59,26 |
| 8037 200 | 0 +200 | 1-50 | 59,26 |
| 8037 300 | 0 +300 | 1-50 | 59,26 |

Ref. 8039



Termómetros bimetalicos inoxidable. Conexión orientable
 Dimensiones caja: 100 mm. Material caja: acero inoxidable.
 Precisión: 1.6. Rango de escalas de -40 +60°C a 0-300°C.
 Diseño vaina con rosca. Conexión 1/2". Presión máx. 25 bar.
 Visor de cristal.

Stainless steel bimetalic thermometer. Adjustable connection
 Box dimensions: 100 mm. Case material: stainless steel.
 Accuracy class: 1.6. Scale ranges -40 +60°C to 0-300 °C.
 Design: stem with thread. Connection: every angle 1/2".
 Pressure rating, max. in bar of thermowell/stem: 25. Sight: glass.

| CÓDIGO CODE | ESCALA SCALE | CAJA / BOX CARTON | P.V.P. € PRICE € |
|----------------|-----------------|----------------------|---------------------|
| 8039 206 | -20 +60 | 1 | 68,96 |
| 8039 305 | -30 +50 | 1 | 68,96 |
| 8039 404 | -40 +40 | 1 | 68,96 |
| 8039 060 | 0 +60 | 1 | 68,96 |
| 8039 100 | 0 +100 | 1 | 68,96 |
| 8039 120 | 0 +120 | 1 | 68,96 |
| 8039 160 | 0 +160 | 1 | 68,96 |
| 8039 200 | 0 +200 | 1 | 68,96 |
| 8039 300 | 0 +300 | 1 | 68,96 |

Ref. 8031



Termómetros bimetalicos
 Termómetro bimetalico de contacto D. 63, con muelle.

Bimetalic thermometer
 Contact bimetalic thermometer. D. 63, with spring.

| | | | |
|----------|---------|---|------|
| 8031 060 | 0 +60 | 1 | 5,88 |
| 8031 120 | 0 +120 | 1 | 5,88 |
| 8031 206 | -20 +60 | 1 | 5,88 |
| 8031 404 | -40 +40 | 1 | 5,88 |

Ref. 8045 - 8046



Termómetro de capilla (8045)
 Salida inferior, vaina latón.
 Longitud = 50 mm.

Glass thermometers (8045)
 Bottom entry, brass sheath.
 Length = 50 mm.

Termómetro de capilla (8046)
 Salida inferior, vaina latón.
 Longitud = 100 mm.

Glass thermometers (8046)
 Bottom entry, brass sheath.
 Length = 100 mm.

| | | | |
|----------|---------|---|-------|
| 8045 404 | -40 +40 | 1 | 33,71 |
| 8045 060 | 0 +60 | 1 | 33,71 |
| 8045 120 | 0 +120 | 1 | 33,71 |

| | | | |
|----------|---------|---|-------|
| 8046 404 | -40 +40 | 1 | 44,96 |
| 8046 060 | 0 +60 | 1 | 44,96 |
| 8046 120 | 0 +120 | 1 | 44,96 |

Ref. **8047 - 8048**



Termómetro de capilla (8047)
Salida angular 90°, vaina latón.
Longitud = 50 mm.

Glass thermometers (8047)
90° angle entry, brass sheath.
Length = 50 mm.

Termómetro de capilla (8048)
Salida angular 90°, vaina latón.
Longitud = 100 mm.

Glass thermometers (8048)
90° angle entry, brass sheath.
Length = 100 mm.

| CÓDIGO CODE | ESCALA SCALE | CAJA / BOX CARTON | P.V.P. € PRICE € |
|----------------|-----------------|----------------------|---------------------|
| 8047 404 | -40 +40 | 1 | 35,77 |
| 8047 060 | 0 +60 | 1 | 35,77 |
| 8047 120 | 0 +120 | 1 | 35,77 |

| | | | |
|----------|---------|---|-------|
| 8048 404 | -40 +40 | 1 | 47,00 |
| 8048 060 | 0 +60 | 1 | 47,00 |
| 8048 120 | 0 +120 | 1 | 47,00 |

Ref. **8050**



8050 / 8051 / 8052
Sonda PT100 Rosca = 1/2" Diámetro = 6 mm
Elemento extraíble encamisado.
Cabezal DIN BR roscado. PN 16.

8050 / 8051 / 8052
Probe PT100 Thread = 1/2" Diameter = 6 mm
Element removable.
Head DIN BR thread. PN 16.

8055 / 8056 / 8057
Sonda PT100 Rosca = 1/2" Diámetro = 6 mm
Elemento extraíble preparado para convertidor en cabezal.
Cabezal DIN BR roscado. PN 16.

8055 / 8056 / 8057
Probe PT100 Thread = 1/2" Diameter = 6 mm
Element removable prepare for turn into a head.
Head DIN BR thread. PN 16.

8058 / 8059 / 8060
Sonda PT100 Doble R = 1/2" Diámetro = 6 mm
Elemento extraíble encamisado.
Cabezal DIN BR roscado. PN 16.

8058 / 8059 / 8060
Probe PT100 Double = 1/2" Diameter = 6 mm
Element removable.
Head DIN BR thread. PN 16.

| | | | |
|----------|--------|---|-------|
| 8050 100 | 100 mm | 1 | 74,31 |
| 8051 250 | 250 mm | 1 | 79,44 |
| 8052 400 | 400 mm | 1 | 88,77 |

| | | | |
|----------|--------|---|-------|
| 8055 100 | 100 mm | 1 | 66,32 |
| 8056 250 | 250 mm | 1 | 72,84 |
| 8057 400 | 400 mm | 1 | 84,17 |

| | | | |
|----------|--------|---|--------|
| 8058 100 | 100 mm | 1 | 97,99 |
| 8059 250 | 250 mm | 1 | 103,09 |
| 8060 400 | 400 mm | 1 | 108,19 |

Ref. **8063**



Sonda PT 100
Diámetro = 6 mm.
Longitud = 100 mm con cable de silicona y muelle.

Probe PT100
Diameter = 6 mm.
Length = 100 mm with silicone and spring wire.

| | | | |
|----------|------|---|-------|
| 8063 005 | 5 mm | 1 | 47,48 |
|----------|------|---|-------|

| CÓDIGO CODE | ESCALA SCALE | CAJA / BOX CARTON | P.V.P. € PRICE € |
|----------------|-----------------|----------------------|---------------------|
|----------------|-----------------|----------------------|---------------------|

Ref. 8090 - 8095



Convertidor de señal para cabezal DIN
Escala y tipo de entrada completamente programable por PC (Pt100 o Termopar). Salida 4-20 mA o 20±4 mA.

Converter PT100. Programmable head DIN
Escale and outlet type completely programable through PC (Pt100 or termopar). Output 4-20mA or 20±4 mA.

Interface y software para convertidor 8090

Interface and software for 8090 converter

| | | | |
|---------|---|---|--------|
| 8090 00 | - | 1 | 96,49 |
| 8095 00 | - | 1 | 118,06 |

Ref. 8065 - 8066 - 8067



Relé estado sólido (8065)
Control voltaje: 5 ~ 32VDC.
Rango de frecuencia: 50/60Hz.
Temperatura de trabajo -30°C +75°C.

Solid state relays (8065)
Control voltage 5 ~ 32VDC.
Frequency range: 47/63Hz.

Relé estado sólido (8066)
Rango de frecuencia: 50/60Hz.
Temperatura de trabajo -30°C +75°C.
Entrada 4-20mA.

Solid state relays (8066)
Frequency range: 50/60Hz.
Working temperature -30°C +75°C.
Input 4-20mA.

Relé estado sólido (8067)
Control Voltaje 5 ~ 32VDC.
Rango de frecuencia: 50/60Hz.
Temperatura de trabajo -30°C +75°C.
Montaje rail DIN con disipador.

Solid state relays (8067)
Control voltage 5 ~ 32VDC.
Frequency range: 50/60Hz.
Working temperature -30°C +75°C.

| | | | |
|---------|-----|---|-------|
| 8065 15 | 15A | 1 | 20,45 |
| 8065 25 | 25A | 1 | 23,79 |
| 8065 40 | 40A | 1 | 27,25 |
| 8065 60 | 60A | 1 | 36,89 |
| 8065 80 | 80A | 1 | 45,40 |
| 8066 15 | 15A | 1 | 51,09 |
| 8066 25 | 25A | 1 | 56,65 |
| 8066 40 | 40A | 1 | 63,58 |
| 8067 15 | 15A | 1 | 31,23 |
| 8067 25 | 25A | 1 | 36,82 |
| 8067 40 | 40A | 1 | 45,40 |

Ref. 8069



Indicador entrada programable, con 2 rele alarma
72x36 mm. J, K, PT100, 4-20mA.

Indicator with a programated entry, with 2 alarm relays
72x36 mm. J, K, PT100, 4-20mA.

| | | | |
|---------|---|---|-------|
| 8069 00 | - | 1 | 54,41 |
|---------|---|---|-------|

Ref. 8070



Indicador entrada programable, con 2 rele alarma
48 x 96 mm. Input universal.
Tensión de alimentación 100-240V.
Retransmisión de señal de entrada a 20-4mA.

Indicator with a programated entry, with 2 alarm relays
48 x 96 mm. Universal input.
100 and 240V power supply.
Input signal transmitter 20-4mA.

| | | | |
|---------|---|------|--------|
| 8070 00 | - | 1-50 | 114,51 |
|---------|---|------|--------|

Ref. 8071 - 8075 - 8077



Regulador inp.programable out relé + alarmas (8071) (8071)
Regulador inp. programable out 4-20mA + 2 alarmas (8074)

Regulator inp. programate out relay + 2 alarms (8071) (8071)
Regulator inp. programte out 4-20mA + 2 alarms (8074)

Regulador inp. programable out relé + alarmas (8075)
Regulador inp. programable out relé + 2 alarmas (8076)

Regulator inp. programated out relay + 2 alarms (8075)
Regulator inp. programate out 4-20mA + 2 alarms (8076)

Regulador inp. programable out relé + 2 alarmas (8077)
Regulador inp. programable out 4-20mA + 2 alarmas (8078)

Regulator inp. programated out relay + 2 alarms (8077)
Regulator inp. programate out 4-20mA + 2 alarms (8078)

| CÓDIGO CODE | ESCALA SCALE | CAJA / BOX CARTON | P.V.P. € PRICE € |
|----------------|-----------------|----------------------|---------------------|
|----------------|-----------------|----------------------|---------------------|

| | | | |
|-----------|---------|---|--------|
| 8071 C24V | 48 x 48 | 1 | 113,53 |
| 8074 220V | 48 x 48 | 1 | 126,60 |

| | | | |
|-----------|---------|---|--------|
| 8075 220V | 96 x 48 | 1 | 125,88 |
| 8076 220V | 96 x 48 | 1 | 132,61 |

| | | | |
|-----------|---------|---|--------|
| 8077 220V | 96 x 96 | 1 | 144,76 |
| 8078 220V | 96 x 96 | 1 | 152,52 |

Ref. 8080



Transmisor de presión inox.
Rosca 1/2".
Salida: 4-20mA.
Alimentación: 12-36 VDC.
Precisión: 0,5%fs.
Conexión eléctrica: DIN 43650A (electroval. 4 polos).
Protección: IP65.
Libre de aceite.

Stainless steel pressure transmitters
Thread 1/2".
Out: 4-20mA.
Supply: 12-36 VDC.
Precision: 0,5%fs.
Electric connection: DIN 43650A (solenoid 4 poles).
Protection: IP65.
Free of oil.

| | | | |
|----------|------------|---|--------|
| 8080 101 | -1 +1 bar | 1 | 204,33 |
| 8080 003 | 0 +3 bar | 1 | 153,24 |
| 8080 005 | 0 +5 bar | 1 | 153,24 |
| 8080 010 | 0 +10 bar | 1 | 153,24 |
| 8080 016 | 0 +16 bar | 1 | 153,24 |
| 8080 025 | 0 +25 bar | 1 | 153,24 |
| 8080 050 | 0 +50 bar | 1 | 153,24 |
| 8080 100 | 0 +100 bar | 1 | 153,24 |
| 8080 250 | 0 +250 bar | 1 | 153,24 |
| 8080 500 | 0 +500 bar | 1 | 153,24 |

Ref. 8081



Transmisor de presión inox. mini
Rosca 1/2" G/M.
Salida: 4-20 mA (2 hilos).
Alimentación: 12 ~ 28VDC.
Conexión eléctrica: conector tipo Hirschman mini.
Protección: IP65.
Precisión: 0,5%fs.
Libre de aceite.

Stainless steel pressure transmitters
Thread 1/2" G/M.
Out: 4-20 mA (2 thread).
Supply: 12 ~ 28VDC.
Electric connection: Type Hirschman mini connector.
Protection: IP65.
Precision: 0.5%fs.
Free of oil.

| | | | |
|----------|------------|---|-------|
| 8081 002 | 0 +2 bar | 1 | 83,33 |
| 8081 005 | 0 +5 bar | 1 | 83,33 |
| 8081 007 | 0 +7 bar | 1 | 83,33 |
| 8081 010 | 0 +10 bar | 1 | 83,33 |
| 8081 016 | 0 +16 bar | 1 | 83,33 |
| 8081 025 | 0 +25 bar | 1 | 83,33 |
| 8081 050 | 0 +50 bar | 1 | 83,33 |
| 8081 100 | 0 +100 bar | 1 | 83,33 |
| 8081 250 | 0 +250 bar | 1 | 83,33 |
| 8081 400 | 0 +400 bar | 1 | 83,33 |
| 8081 500 | 0 +500 bar | 1 | 83,33 |

Ref. 8081E



Transmisor de presión inox. mini
Rosca 1/4" G/M.
Salida: 4-20 mA (2 hilos).
Alimentación: 12 ~ 28VDC.
Conexión eléctrica: conector tipo Hirschman mini.
Protección: IP65.
Precisión: 0,5%fs.
Libre de aceite.

Stainless steel pressure transmitters
Thread 1/4" G/M.
Out: 4-20 mA (2 thread).
Supply: 12 ~ 28VDC.
Electric connection: Type Hirschman mini connector.
Protection: IP65.
Precision: 0.5%fs.
Free of oil.

| | | | |
|-----------|------------|---|-------|
| 8081E 025 | 0 +25 bar | 1 | 75,60 |
| 8081E 250 | 0 +250 bar | 1 | 75,60 |

Ref. 8180



Transmisor de presión inox.
 Rosca 1/2".
 Salida: 4-20mA.
 Alimentación:10-30 VDC.
 Precisión: 0,5%fs.
 Conexión eléctrica: DIN 43650A (electroval.4 polos).
 Protección: IP65.
 Libre de aceite.
 ATEX: Ex i a II CT6.

Stainless steel pressure transmitters
 Thread 1/2".
 Out: 4-20mA.
 Supply: 10-30 VDC.
 Precision: 0,5%fs.
 Electric connection: DIN 43650A (solenoid 4 poles).
 Protection: IP65.
 Free of oil.
 ATEX: Ex i a II CT6.

| CÓDIGO CODE | ESCALA SCALE | CAJA / BOX CARTON | P.V.P. € PRICE € |
|----------------|-----------------|----------------------|---------------------|
| 8180 010 | 0 +10 bar | 1 | 238,14 |
| 8180 025 | 0 +25 bar | 1 | 272,31 |
| 8180 060 | 0 +60 bar | 1 | 272,31 |
| 8180 100 | 0 +100 bar | 1 | 272,31 |
| 8180 250 | 0 +250 bar | 1 | 272,31 |

Ref. 8085L




Transmisor de nivel hidrostático
 Transmisor de nivel hidrostático 0,6 bar con 10 metros cable.

Hydrostatic level transmitter
 Hydrostatic level transmitter 0.6 bar with 10 wire meters.

| | | | |
|-----------|----|---|--------|
| 8085L 001 | 10 | 1 | 365,32 |
| 8085L 002 | 20 | 1 | 403,77 |
| 8085L 003 | 30 | 1 | 442,23 |

Ref. 8064



Transmisor de humedad/temperatura
 Salida 4-20 mA (-50 +200°C) con 2 metros de cable.
 Disponibilidad a consultar.

Humidity/temperature transmitter
 Out 4-20mA (-50 +200°C) with 2 meters wire.
 Availability on request.

| | | | |
|----------|-----|---|--------|
| 8064 002 | 2 m | 1 | 987,79 |
|----------|-----|---|--------|

Ref. 8165



Transmisor de humedad/temperatura
 Montaje canal. Escala: -30 +70°C.
 Salidas: 2 x 4-20mA. Alimentación 12-24VDC.

Humidity/temperature transmitter
 Channel assembling. Escala: -30° +70°C.
 Out: 2 x 4-20mA. Supply 12-24 VDC.

| | | | |
|----------|---|---|--------|
| 8165 070 | - | 1 | 414,99 |
|----------|---|---|--------|



RECAMBIOS PARA VÁLVULAS DE ESFERA

SPARE PARTS FOR BALL VALVES

| REF. VÁLVULA VALVE REFERENCE | ASIENTOS / SEATS PTFE | ASIENTOS / SEATS PTFE + FV | ASIENTOS / SEATS PTFE + GRAFITO PTFE + GRAPHITE | ASIENTOS / SEATS PTFE + INOXIDABLE PTFE + STAINLESS STEEL | ESFERA BALL | EJE STEM |
|---------------------------------|--------------------------|-------------------------------|---|---|----------------|-------------|
| 2015 | ** | ** | ** | ** | ** | ** |
| 2025-26-27 | ** | ** | ** | ** | ** | ** |
| 2034 | | ** | ** | | | |
| 2040 | | ** | ** | | ** | |
| 2041 | | ** | ** | | ** | |
| 2052-53 | ** | ** | ** | ** | ** | ** |
| 2105 | | ** | ** | | ** | |
| 2110 | | ** | ** | | ** | |
| 2115 | | ** | ** | | ** | |
| 2118 | | ** | | | ** | ** |
| 2119 | | ** | | | ** | ** |
| 2525 | | ** | | | | |
| 2526A | | ** | ** | | ** | ** |
| 2528 | | ** | ** | | ** | ** |
| 2528A | | ** | ** | | ** | ** |
| 2529 | | ** | | | ** | |
| 2540 | | ** | ** | | ** | |
| 2541 | | ** | ** | | ** | |
| 2933 | ** | | | | | |

ELASTÓMETROS PARA VÁLVULAS MARIPOSA

SEAT FOR BUTTERFLY VALVES

| REF. VÁLVULA VALVE REFERENCE | MATERIAL EPDM | MATERIAL NBR | MATERIAL VITON | MATERIAL PTFE |
|---------------------------------|------------------|-----------------|-------------------|------------------|
| 2103 | ** | ** | | |
| 2104 | | | | ** |
| 2108 | ** | ** | ** | |
| 2108A | ** | ** | ** | |
| 2109 | ** | ** | ** | |
| 2940 | ** | | ** | |
| 2941 | ** | ** | ** | |
| 2942 | ** | ** | ** | |
| 2943 | ** | ** | ** | |

RECAMBIOS PARA ACTUADORES NEUMÁTICOS

SPARE PARTS FOR PNEUMATIC ACTUATOR

| DESCRIPCIÓN DE RECAMBIO SPARE PARTS DESCRIPTION | ACTUADOR GEN-AIR | ACTUADOR GNP |
|--|---------------------------------------|-----------------|
| Kit de Reparación / Repair Kit | ** | ** |
| Muelles / Spring Cartridge | ** | ** |
| Pistones / Pistons | ** | ** |
| Tapas / Ends Cap | Derecha Right Izquierda Left | ** ** |

MEMBRANA PARA VÁLVULAS z

MEMBRANE FOR DIAPHRAGM VALVES

| REF. VÁLVULA VALVE REFERENCE | MATERIAL EPDM | MATERIAL SILICONA |
|---------------------------------|------------------|----------------------|
| 2945 | ** | ** |
| 2946 | ** | ** |

OTROS RECAMBIOS

OTHER SPARE PARTS

| REFERENCIA REFERENCE | DESCRIPCIÓN DEL RECAMBIO SPARE PARTS DESCRIPTION |
|-------------------------|---|
| 2240 / 2250 | Cristal Templado / Tempered sodalime Glass |
| 2240 / 2250 | Cristal Borosilicato / Borosilicate Glass |
| 2240 / 2250 | Junta PTFE / PTFE Gasket |
| 2406 | Kit de Juntas / Gasket Kit |
| 2460 | Tamiz y Junta PTFE / Screen and PTFE Gasket |
| 2461 | Tamiz / Screen |
| 2461 | Junta PTFE / PTFE Gasket |
| 2856 | Asiento de Silicona / Silicone Seat |
| 5060 | Kit de Reparación / Repair Kit |
| 5060 | Empaquetadura / Stem Packing |
| 2401 / 2402 | Kit de muelles con arandela / Spring kit with washers |



CONDICIONES GENERALES DE VENTA GENERAL SALES CONDITIONS

PRECIOS: Los precios se entienden en nuestro almacén, siendo los portes, el I.V.A. y acarreo a cargo del comprador, salvo acuerdo previo en contra.

CONDICIONES DE PAGO: En aplicación de la Ley 15/2010 que limita los plazos máximos de pago en las operaciones comerciales, hemos ajustado las condiciones a lo dispuesto en la misma. En caso de diferirse el pago, los gastos de negociación de efectos y/o los intereses legales especificados serán a cargo del comprador. El impago de cualquier efecto o recibo, conllevará la inmediata suspensión de suministros y servicios.

PEDIDOS: Para la tramitación de cualquier suministro será indispensable que el comprador nos remita el pedido por escrito indicando claramente la referencia Genebre, incluidos los dígitos de la medida y también la cantidad deseada en base a las unidades de compra mínima (por caja), tal como especifica Genebre en su catálogo. Si existen condicionantes no previstos, Genebre S.A. se reserva el derecho de aceptación o anulación de los pedidos cursados. Cada pedido solicitado a Genebre S.A. genera una expedición para el cliente con su coste de transporte correspondiente; por lo que recomendamos preparen sus pedidos completos una vez al día para optimizar el transporte. Todos los pedidos serán confirmados por Genebre, S.A. vía email/fax. Salvo notificación de lo contrario en las siguientes 24 horas, el pedido confirmado seguirá su curso sin derecho a posteriores reclamaciones.

TARIFAS DE PRECIOS: Genebre S.A. comunicará a sus clientes cualquier cambio que se produzca en las tarifas del catálogo a través de alguna de las vías de comunicación usuales (web, email, correo).

CANCELACIÓN DE PRODUCTOS DE CATÁLOGO: Genebre, S.A. comunicará a sus clientes cualquier cancelación de productos del catálogo.

ESPECIFICACIONES TÉCNICAS: El catálogo de Genebre, S.A. contiene los requisitos técnicos y normas aplicables a los productos suministrados. Genebre S.A. se reserva la facultad de cambiar en todo o en parte el diseño y materiales de cualquiera de sus productos, debido a la mejora continua de nuestros productos.

EXPEDICIONES: Todo pedido superior a 500 euros en Península se suministra a portes pagados. Para Canarias, Ceuta, Melilla y Andorra, el pedido mínimo será de 1.000 euros. Las mercancías viajan siempre por cuenta y riesgo del comprador, aún en los casos de convenios especiales.

ENTREGA: Los pedidos se suministrarán siempre por cajas completas, según especificaciones de catálogo.

RECLAMACIONES: Las eventuales reclamaciones deberán formularse dentro de los 15 días siguientes al de recepción de la mercancía por el comprador, rechazándose las efectuadas después de dicho plazo límite. NO se aceptará ninguna devolución de material sin aprobación previa de nuestro Departamento Comercial que facilitará un número de boletín de devolución que debe acompañar al material devuelto. Todas las devoluciones serán con los portes a cargo del comprador. Y se realizará un cargo por demérito del 10% del valor de la mercancía para todos los materiales, excepto para las válvulas automatizadas que será del 30%.

GARANTÍA: Queda limitada al reemplazo de las piezas reconocidas como defectuosas de fabricación por el Departamento de Calidad de Genebre S.A.. No admitiremos ninguna reclamación transcurridos 15 días de la recepción de la mercancía por el comprador.

PROPIEDAD DE LA MERCANCÍA: Genebre, S.A. se reserva el derecho de propiedad de la mercancía suministrada, hasta que el comprador no haya satisfecho totalmente el importe de la misma. En el intervalo, se considerará en concepto de depósito y custodia. La mercancía podrá ser retirada por incumplimiento de pago en el plazo previamente estipulado.

LITIGIOS: En caso de litigio, ambas partes aceptan someter sus diferencias a los Juzgados de L'Hospitalet de Llobregat.

PRICES: Prices are considered to be EX WORKS, being the freight and transportation at the cost of the purchaser, unless previous agreement has been reached.

PAYMENT TERMS: We have adjusted the conditions in application of Law 15/2010 which limits the maximum terms of payment in commercial transactions. The maximum delay on payment will be of 60 days after invoice date. Payment term will be as accorded between the parties. In case of unpaid, the expenses and interest occurred will be paid by the purchaser. The unpaid maturity will imply the complete suspension of any service or supply.

ORDERS: Regarding the handling of any supply, it is compulsory for the purchaser to send a written signed and sealed purchasing order indicating clearly Genebre's reference, including measures digits, and also the quantity required according to obligated minimum units of purchase (boxes), as Genebre's Catalogue specifies. In case of unexpected discrepancies, Genebre has the right to accept or cancel the pending orders. Each order required to Genebre, S.A., opens a client expedition with corresponding transports cost, because of that, we recommend to prepare complete orders once a day to improve the transport. All the orders will be confirmed by Genebre by e-mail/fax. Each confirmed order will be handled without any right from the purchaser to modify it, unless previous notification before 24 hours after confirmation.

PRICE LIST: Genebre will inform the customers about any change in the price list, using some usual communication way (web, e-mail or post).

PRODUCTS WITHDRAWAL FROM CATALOGUE: Genebre S.A. will inform the customers about any product withdrawal from the catalogue.

TECHNICAL SPECIFICATIONS: Genebre's catalogue holds all the technical requirements and applicable norms about the products.

SHIPMENT: Goods are shipped under the purchaser's own risk, even in special cases.

DELIVERY: Orders will always be shipped according to full boxes, as specified in the catalogue.

CLAIMS: Eventual claims must be done within 15 days after date of reception of the goods by the purchaser. Claims after such period will not be considered. NO devolution will be accepted without the previous approval from our Sales Department, who will issue a devolution certificate that must be enclosed in the devolution goods. All devolutions' freight will be paid by the purchaser. Additionally, an unworthiness debit of 10% of the products' value will be charged, except for the automatic valves that are a 30%.

GUARANTEE: It is limited to defective pieces replacement identified by Genebre's Quality Department. We will not accept any return after 15 days from the date of reception by the purchaser.

PROPERTY OF THE GOODS: Genebre has the property right of the supplied goods, until the purchaser has totally paid its value. In the meantime, it will be considered as deposit and custody. Goods shall be claimed in case of breach of payment terms.

DISPUTES: In case of disputes, both parties agree to solve discrepancies in the Barcelona Court of Justice.





2018



GENEBRE

GENEBRE GROUP

Edificio Genebre, Avda. Joan Carles I, 46-48
08908 L'Hospitalet de Llobregat (Barcelona) ESPAÑA

www.genebre.es